

SECTION 27
Hose/Accessories

ADAPTERS	Twist Lock	27-4	Hot Water	27-13
Cam and Groove.....	Water Hose	27-3-4, 27-10	Hydraulic	27-15
Pin Lug.....			Impact Tool.....	27-1
AIR HOSE	CUTTER		Jack Hammer.....	27-1
Bulk	Band Clamp	27-12	Lay Flat Hose.....	27-2
Coiled	DISCHARGE HOSE	27-2	Mender	27-4, 27-10, 27-14
Filter	DUCTING, RETRACTABLE	27-1	Nipples	27-10
Gauges.....	DUST PLUGS		Nozzles	27-14
Impact Tool.....	Cam and Groove.....	27-3	Paint Sprayer.....	27-2
Jack Hammer.....	FILTER, REGULATOR,		Pressure Washer.....	27-2
Lubricator	LUBRICATOR COMBO	27-9	Reels	27-18-20
Regulator.....	FILTERS, AIRLINE	27-9	Rubber.....	27-1, 27-13
Valu Flex.....	FITTINGS		Sandblast	27-2
Ventilation Blower Ducting	Air.....	27-4-8	Self-Storing.....	27-8
AIR HOSE FITTING	Ball Valve	27-12	Soaker	27-13
A Series (500 psi).....	Boss	27-3-4	Sprinkler	27-13
Aro-Speed Interchange	Brass Barbed	27-10	Steam	27-2
Automotive Interchange.....	Cam and Groove.....	27-3	Suction	27-1
Ball Valve	Chicago	27-4	Ventilation Blower.....	27-1
Boss Clamps	Connectors, Shut Off.....	27-15	Vinyl Hose	27-13
Check Valves	Couplers	27-3-4, 27-10, 27-14-15	Water Hose.....	27-1-2, 27-13
Industrial Interchange.....	Garden Hose.....	27-14-15	Weep and Soak.....	27-13
Menders	Hydraulic	27-15-17	Welding	27-2
Nipples	Menders.....	27-4, 27-10, 27-14	Whip Check.....	27-5
BALL VALVES	Pin Lug	27-10	HYDRAULIC	
Brass	Quick Disconnect	27-5-8	Fittings.....	27-15-17
BANDING TOOLS, HOSE	Skimmer	27-10	Hose	27-15
27-12	Strainers	27-10	LANYARD, AIR FITTING	27-5
BLOW GUNS, AIR	Swivels	27-8	LUBRICATORS	
27-8	Twist Lock	27-4	In Line	27-5
BLOWER HOSE	Universal	27-5	Mini.....	27-9
27-1	Water Hose.....	27-3-4, 27-10, 27-12, 27-14-15	PAINT SPRAYER HOSE	27-2
BOSS COUPLERS	GARDEN HOSE		PRESSURE WASHER	
27-4	Connectors.....	27-14	Hose	27-2
BRASS	Coupling	27-14-15	PVC	
Barbed Fittings	Hot Water	27-13	Discharge Hose.....	27-2
27-10	Menders	27-14-15	QUICK	
Hose Couplers.....	Nozzles	27-14	Disconnect Fitting.....	27-5-8
27-10, 27-14-15	Rubber	27-13	REELS, HOSE	
BUCKLES	Shut-off.....	27-15	Air/Water/Petroleum	27-18-19
Steel Strapping.....	Sprinkler	27-13	Electric	27-19-20
27-12	Vinyl.....	27-13	REGULATORS	
CAM AND GROOVE FITTINGS	Washers	27-15	Air Hose	27-9
27-3	Weep and Soak.....	27-13	SAFETY	
CHECK VALVES	GAUGES		Clips, Air Fittings	27-5
Air Compressor	Air.....	27-9	Hose, Whipcheck	27-5
27-12	Dry.....	27-9	Pins, Air Fittings	27-5
CLAMP	Tire	27-8	SANDBLAST HOSE	27-2
Band and Buckle.....	GUNS		SHUT-OFF	
27-12	Blow	27-8	Water Connectors	27-15
Band Clamp	HOSE		SKIMMER, WATERPUMP	27-10
27-12	Air.....	27-1	STEAM HOSE	27-2
Bolt-on.....	Banding Tools.....	27-12	STRAINERS, WATERPUMP	27-10
27-4	Bolt-on Clamps.....	27-4	STRAPPING	
Center Punch	Boss	27-4	Galvanized	27-12
27-11-12	Brass	27-10	Stainless	27-12
Clamp-it.....	Bulk	27-1	SUCTION HOSE	
27-12	Center Punch	27-11-12		
Malleable Iron.....	Clamps	27-4, 27-11-12		
27-4	Coil-Self Storing	27-8		
Miniature	Contractor Water.....	27-1		
27-11	Discharge Hose.....	27-2		
Worm Gear.....	Ducting, Retractable.....	27-1		
27-11	Garden	27-13		
CLAMPING TOOL, HOSE				
27-12				
COILED AIR HOSE				
27-8				
COUPLERS				
Air Hose				
27-4-8				
All Purpose-EZ Boss				
27-4				
Aro-Speed Interchange				
27-8				
Automotive Interchange				
27-7				
Bolted				
27-4				
Boss				
27-4				
Cam and Groove.....				
27-3				
Garden Hose.....				
27-14-15				
Hydraulic				
27-15-17				
Industrial Interchange.....				
27-6-7				
Menders.....				
27-4, 27-10, 27-14				
Pin Lug.....				
27-10				
Quick Connect.....				
27-5-8				

- continues -

SECTION INDEX

**SECTION 27
 Hose/Accessories**

Banding Clamp27-11-12
 Cam and Groove Coupler27-3
 Hose27-1
 Lug Pin Coupler27-10
 Menders27-4, 27-10
 Skimmer27-10
 Strainer27-10

SWIVELS
 Air Tool27-8
 Dent Stem, Air27-8

TIRE
 Inflator Gauge27-8

TWIST LOCK COUPLER27-4

VALVE
 Ball Brass27-12
 Check27-12

VENTILATION BLOWER HOSE27-1

WASHERS

Air Fitting27-5
 Garden Hose27-15
 Suction Hose27-10

WATER HOSE
 Contractors27-1
 Discharge27-2
 Garden Hose27-13
 Hot Water27-13
 Rubber27-1, 27-13
 Soaker27-13
 Sprinkler27-13
 Suction27-1
 Vinyl27-13

WELDING
 Hose27-2

WHIP CHECK SAFETY CABLES27-5

Hose

AIRHOSE

Valuflex

Valuflex is designed to handle many special purpose air and water applications. This quality, versatile hose meets the requirements for the industrial, construction and agricultural markets where oil is considered a significant factor.

Valuflex has an EPDM lube and cover that resist abrasion, heat and ozone. It is reinforced with multi-spiral layers of durable polyester yarn that keep it flexible and easy to handle. Constant working pressures of 150, 200 and 300 psi make Valuflex one of the finest general purpose hoses on the market.

Red Valuflex®

Sizes: 1/4" through 1 1/2" I.D.
Working Pressure: 150#, 200#, 250# and 300#
Branding: White Ink: Size-WP-Made in USA
Oil Resistance: Limited
Construction:
Tube: EPDM
Reinforcement: 2 and 4 spiral polyester yarn
Cover: EPDM



I.D. (in)	O.D. (in)	Working Pressure	Service	Approx. Wt. per C.Ft.
1/4	1/2	150	ND	8.7
1/4	1/2	200	HD	8.7
1/4	5/8	300	XHD	15.4
5/16	19/32	150	ND	11.9
5/16	19/32	200	HD	11.9
5/16	5/8	300	XHD	13.7
3/8	11/16	150	ND	15.7
3/8	11/16	200	HD	15.7
3/8	23/32	300	XHD	17.7
1/2	13/16	150	ND	19.6
1/2	1 1/8	200	HD	24.3
1/2	1 1/8	300	XHD	24.6

I.D. (in)	O.D. (in)	Working Pressure	Service	Approx. Wt. per C.Ft.
5/8	1-5/16	150	ND	23.8
5/8	1	200	HD	29.5
5/8	1	300	XHD	29.5
3/4	1 1/8	150	ND	33.8
3/4	1-5/32	200	HD	36.8
3/4	1-5/32	250	XHD	36.8
3/4	1-3/16	300	XHD	40.3
1	1-3/8	150	HD	44.4
1	1-7/16	200	XHD	52.6
1-1/4	1-25/32	150	XHD	79.5
1-1/2	2-1/32	150	XHD	92.4
2	2-1/2	150	XHD	110.5

Impact Tool Air

Impact Tool Air hose is designed for tough service station and shop applications. It features an EPDM tube and cover with a four spiral polyester reinforcement that provides superior durability and excellent flexibility.

Sizes: 3/8" through 1 1/2" I.D.
Working Pressure: 300#
Branding: Thermoid Size Impact Tool Air Hose made in USA
Cover Color: Red
Oil Resistance: Limited
Construction:
Tube: EPDM
Reinforcement: 4 spiral polyester yarn
Cover: EPDM



I.D. (in)	Working O.D. (in)	Lengths Pressure (PSI)	Coupled M&M
3/8	23/32	300	25 and 50 Ft.
3/8	23/32	300	700 Ft. Per Reel Approx.
1/2	7/8	300	25 and 50 Ft.
1/2	7/8	300	700 Ft. Per Reel Approx.

3/4" Jackhammer Hose

Jackhammer Hose assemblies are available in coupled lengths, double banded, individually boxed, with universal air couplings in 50 foot sections. Other lengths and crimped on fittings are also available upon request.

Construction:
• Tube: Smooth, seamless EPDM/NR black rubber.
• Reinforcements: braided polyester.
• Cover: Smooth, seamless EPDM/SBR cover is abrasion and ozone resistant. The standard color is red. Also available in yellow, blue, green or grey.

Temperature: -28°F to 176°F

Specifications:

I.D. (in)	Working O.D. (in)	Burst Pressure (PSI)	Pressure (PSI)	Lbs. Per Foot
3/4	1.141	300	1200	.44



Powertrack

RETRACTABLE DUCTING

SEWN HOSE

Specifications

Temperature Range: -20 F to 200 F
Standard Color: Yellow or White (other colors available)
Standard lengths: 10', 15', 20', 25'
Sizes: 8" to 36"
Pitch: Standard pitch is 4" (wider pitch available up to 7")
End finishes: Plain are standard. Wire rope couplers or soft cuffs with belt and belt loops are optional.
Flame retardant: UL-94VO-FS-590
Support grommets are available.
Other materials are available for higher temperature applications up to 700 F.


Description: ED-W is a single ply, 10 oz. vinyl coated polyester fabric duct with a heavy duty PVC wearstrip and enclosed wire helix. The stitched construction makes the ED-W a strong, durable, lightweight ducting product. The ED-W is portable, compressible, and retracts up to 1/8th of the original length.

The fabric that ED-W is manufactured from has the following features and benefits:

- Tear Resistance
- UV, Moisture & Weather Resistance
- Flame Retardant
- Hi-Tensile Strength
- Lighter & Heavier Fabrics Available

Applications: For use in portable and permanent installations:

- Positive Air Ventilation
- Utility Blower Hose
- A/C Rental Industries



WATERHOSE

Contractor's Water Hose

Powertrack International's Contractor's Water Hose assemblies are available with brass ferrules and heavy duty Garden Hose (GHT) fittings in coupled lengths of 50, 75 and 100 foot sections. Other lengths and fittings are also available upon request.

Construction:

- Tube: Smooth, seamless black synthetic blended rubber.
- Reinforcements: High strength polyester yarn.
- Cover: Smooth, seamless black/red synthetic blended rubber.

Temperature: -40°F to 176°F

Specifications:

I.D. (in)	O.D. (in)	Working Pressure PSI	Burst Pressure PSI
3/8	0.669	200	600
1/2	0.787	175	525
5/8	0.944	175	525
3/4	1.080	150	450
1	1.358	150	450
1-1/4	1.653	100	300
1-1/2	2.106	100	300
2	2.519	100	300



Powertrack

Boston

Flexbilt K-10 Water Suction

Suction hoses are available as complete assemblies.

Tube and Cover: Polyvinyl Chloride (PVC)
Reinforcement: Rigid Vinyl Helix
Color: Green
Temperature Range: -10°F to +150°F
Suction: Full vacuum at 120°F; 27" of mercury at 150°F
Working Pressure: 50-100 PSI at 72°F; 35-65 PSI at 150°F
Type of Coupling: Cam and Groove, water Suction, or Combination Nipple. Clamps-Double Bolt, Band or Wire.



FEATURES	ADVANTAGES	MARKETS	APPLICATIONS
• PVC construction	• Light weight	• Construction	• Pumping, suction and discharge of water
• Rigid vinyl helix	• Abrasion resistant	• Equipment Rental	
	• Economical; less waste	• Mining, Liquid Waste	
	• Offers suction and discharge		

Code#	Nominal I.D. (In.) (mm)	Nominal O.D. (In) (mm)	Approx. Weight Pounds per 100°F	Maximum Working Pressure 73°F 150°F
95-0100-16	1-1/2 38.1	1-13/16 46.0	40	100 65
95-0122-21	2 50.8	2-3/4 60.3	57	85 45
95-0100-26	2-1/2 63.5	2-7/8 73.0	69	80 45
95-0100-31	3 76.2	3-7/16 87.3	44	80 40
95-0100-41	4 101.6	4-1/2 114.3	147	65 40

Hose/Accessories

Hose

P.V.C. Blue Water Discharge Hose

Discharge hoses are available as ready-to-use complete assemblies. Coupled assembly price includes male & female pipe thread short shank couplings banded with Band-It clamps.

Applications: The right choice for lower pressure discharge, dewatering, mines, construction, general cleanup, marine and irrigation applications.

Construction: This layflat hose is made with specially compounded high quality PVC and synthetic high tensile yards. Good resistance to abrasion, water absorption and freezing temperatures.

Temperature: -5°F to 130°F

Color: Blue cover.

Standard Length: 300 Ft. Roll



Nominal Size (in)	I.D. (in)	Approx. Wall (in)	Max. Working Pressure @700F psi	Design Burst Pressure psi	Approx. Wt 300 Ft. (lbs)
PVC Blue Water Discharge Hose					
3/4	0.79	0.048	140	425	21
1	1.04	0.052	110	340	28
1-1/4	1.30	0.056	80	255	38
1-1/2	1.61	0.059	90	270	55
2	2.09	0.059	80	240	73
2-1/2	2.56	0.059	55	170	85
3	3.07	0.063	55	170	108
4	4.13	0.067	50	155	150
5	5.07	0.071	40	130	188
6	6.16	0.075	35	115	264

STEAMHOSE

Boston Concord 250 Steam Hose

1/2" assemblies available with one wire braid, construction provides 250# working pressure and 2-bolt clamps. Assembly is complete with 1/2" male pipe thread ends.

Applications:

- Transfer of steam for processing products and cleaning equipment
- Transfer of steam or hot 200°F detergent-type solutions for cleaning of equipment, tanks, buildings, etc.
- Resists heat, aging, ozone and weather
- Meets RMA standards; 10-to-1 safety factor

Cover: Red pin pricked EPDM

Reinforcement: Wire, 2 braid

Tube: EPDM

Temp. Range: +450°F



Part No.	I.D. (in)	O.D. (in)	W.P. (psi)	Wt. (lbs/ft)	Std. Lgth. (ft)
CONR 1/2	1/2	1-1/32	250	.46	50
CONR 3/4	3/4	1-11/32	250	.70	50
CONR 1	1	1-9/16	250	.96	50

PRESSURE WASHER

Cold and Hot Water

3000# and 4000# (working pressure) Pressure washer assemblies available. Each assembly features swivel male pipe thread ends and a bend restrictor to help protect the hose behind the fitting.

Applications:

Good for heavy duty use with hot and cold water (up to 212°F), detergent fluids and high pressure cleaning equipment. Extremely flexible, light weight and easy to handle. Bend restrictors are suggested to extend the service life of this hose.

NOTE: Not for use on Stream Service equipment.

Construction:

A special synthetic black rubber tube is ideal to handle pressure washer service. The cover is oil-resistant. The one or two wire high tensile steel reinforcement is specially compounded to handle the pressure washer environment. Pressure Washer 212 Hose is oil, fuel, weather, ozone and abrasion resistant.

Temperature Range: -40°F to 212°F

Color: Black nonmarking synthetic rubber cover

Range of Working Pressure Available: 3,000 psi, 4,000 psi

Size: 3/8"



Part No.	I.D. (in)	O.D. (in)	W.P. (psi)	Burst Pressure	Plies of Reinforcement	Lbs Per Ft.
DW3000	3/8	.689	3,000	12,400	1	.23
DW4000	3/8	.777	4,000	16,000	2	.36

PAINT SPRAY HOSE

Assemblies provided with springguards on both ends for extra durability.

Construction: Nylon 6 tube. /**Cover:** Polyurethane

Reinforcement:

- PS1 Series - 1 wire braid, brass coated
- PS2 Series - 2 wire braid, brass coated
- PS3 Series - textile yarn

Temperature Range: -40°F to -212°F

Apps: Paints, lacquers, solvents, chemicals, hydraulic fluids and petroleum products.

Electrical Conductivity: Wire or treated textile reinforcement used to dissipate static buildup.

Part No.	I.D. (in)	O.D. (in)	W.P. (psi)	Burst Pressure	Min. Bend Radius-(in)	Wt. Ft. (lbs)
PS103NB	3/16	.370	5,250	21,000	1.0	.08
PS104NB	1/4	.460	4,500	18,000	1.5	.11
PS106NB	3/8	.600	3,250	13,000	2.0	.15
PS108NB	1/2	.720	3,000	12,000	3.0	.20
PS112NB	3/4	1.00	1,750	7,000	6.7	.29
PS204NB	1/4	.540	6,170	28,000	1.0	.21
PS206NB	3/8	.670	5,100	22,000	1.5	.28
PS208NB	1/2	.800	5,000	17,000	2.5	.34
PS212NB	3/4	1.07	3,100	13,000	6.7	.50
PS3304	1/4	.508	3,300	13,200	4.0	.07
PS3006	3/8	.665	3,000	12,000	5.0	.12



SANDBLAST HOSE

Powertrack®

Assemblies come with either crowfoot on each end or crowfoot one end and nozzle holder on other. Uncoupled bulk hose also available.

Standard Length: 50 or 100 Ft.

Construction: The cover is a black smooth abrasion and weather resistant synthetic rubber. Cover is pin pricked to prolong the life of the hose.

Tube: The static conducting of natural rubber offers an excellent abrasion resistance.

Applications: Designed to convey abrasive sand and shot blast material.

Nom. I.D. (in)	Nom. O.D. (in)	Tube Plies	Thkns.	Approx. Wt. lbs. 100 Ft.
3/4	1.50	4	0.236	76
1	1.89	4	0.283	103
1-1/4	2.17	4	0.283	122
1-1/2	2.36	4	0.260	141
2	2.87	4	0.260	180



WELDING HOSE

Thermoid®

Tuline/Single Line Welding

Tuline and Single Line are designed for the steel, metalworking, ship-building and construction industries. The tube is smooth and free of contaminants, which is important when welding with argon or other sensitive gases. The abrasion resistant cover resists cracking and weather. Multi-spiral reinforced construction makes the hoses extremely flexible and easy to handle in cramped spaces. They are virtually kink-proof and crush-proof. Both hoses are available in R, RM or T grades, and exceed RMA/CGA requirements.

Sizes: 3/16", 1/4", 5/16" and 3/8" I.D.

Working Pressure: 200#

Branding: White per RMA requirements

Cover Colors: Single Line & Tuline types-Red for fuel gas. Green for oxygen. Other colors available.

Cover Oil Resistance:

- Grade R Limited
- Grade RM Medium
- Grade T Medium



I.D. (in)	O.D. (in)	No. of Spirals	Working Pressure	Approx. Wt./C.Ft.
Tuline Welding Hose, Grade R-EPDM Tube & Cover				
3/16	7/16	-	200	15.2
1/4	17/32	-	200	21.2
5/16	19/32	-	200	24.6
3/8	21/32	-	200	28.0
Tuline Welding Hose, Grade RM-SBR Tube & CR Cover				
3/16	7/16	-	200	15.3
1/4	17/32	-	200	21.3
5/16	19/32	-	200	24.8
3/8	21/32	-	200	28.1
Tuline Welding Hose, Grade T-CR Tube & Cover				
3/16	7/16	2	200	16.8
1/4	17/32	2	200	23.5
5/16	19/32	2	200	27.3
3/8	21/32	2	200	31.0

I.D. (in)	O.D. (in)	No. of Spirals	Working Pressure	Approx. Wt./C.Ft.
Single Line Corrugated Welding Hose, Grade R, Type S-EPDM Tube & Cover				
3/16	7/16	-	200	7.6
1/4	17/32	-	200	10.6
1/4	19/32	-	200	14.0
5/16	21/32	-	200	16.1
3/8	23/32	-	200	18.0
Single Line Corrugated Welding Hose, Grade RM, Type S-SBR Tube & CR Cover				
3/16	7/16	-	200	7.7
1/4	19/32	-	200	12.0
5/16	21/32	-	200	16.1
3/8	23/32	-	200	18.2
Single Line Corrugated Welding Hose, Grade T-CR Tube & Cover				
3/16	7/16	2	200	9.2
1/4	19/32	4	200	15.1
5/16	21/32	4	200	17.4
3/8	23/32	4	200	19.5

Dixon

Dixon

CAM & GROOVE

Dixon "Andrews"/"Boss-Lock" Type A Adapters

Size (in)	Part #
Aluminum	
1/2	50-A-AL
3/4 x 1/2	7550-A-AL
3/4	75-A-AL
1	100-A-AL
1-1/4	125-A-AL
1-1/2	150-A-AL
2	200-A-AL

Size (in)	Part #
2-1/2	250-A-AL
3	300-A-AL
4	400-A-AL
5	500-A-AL
6	600-A-AL
8 AND*	800-A-AL
8 BL*	801-A-AL



Male Adapter x Female NPT

* "Andrews" and "Boss-Lock" Cam and Groove Couplings DO NOT INTERCHANGE IN THE 8" SIZE. The 8" "Boss-Lock" were designed to interchange with 8" Cam & Groove Couplings manufactured by P.T. Coupling.

Dixon "Andrews"/"Boss-Lock" Type F Adapters

Size (in)	Part #
Aluminum	
1/2	50-F-AL
3/4 x 1/2	7550-F-AL
3/4	75-F-AL
1	100-F-AL
1-1/4	125-F-AL
1-1/2	150-F-AL
2	200-F-AL

Size (in)	Part #
2-1/2	250-F-AL
3	300-F-AL
4	400-F-AL
5	500-F-AL
6	600-F-AL
8 AND*	800-F-AL
8 BL*	801-F-AL



Male Adapter x Female NPT

* "Andrews" and "Boss-Lock" Cam and Groove Couplings DO NOT INTERCHANGE IN THE 8" SIZE. The 8" "Boss-Lock" were designed to interchange with 8" Cam & Groove Couplings manufactured by P.T. Coupling.

Dixon "Andrews"/"Boss-Lock" Type E Cam and Groove Adapters

Size (in)	Part #
Aluminum	
1/2	50-E-AL
3/4 x 1/2	7550-E-AL
3/4	75-E-AL
1	100-E-AL
1-1/4	125-E-AL
1-1/2	150-E-AL
2	200-E-AL

Size (in)	Part #
2-1/2	250-E-AL
3	300-E-AL
4	400-E-AL
5	500-E-AL
6	600-E-AL
8 AND*	800-E-AL
8 BL*	801-E-AL



Male Adapter x Hose Shank

* "Andrews" and "Boss-Lock" Cam and Groove Couplings DO NOT INTERCHANGE IN THE 8" SIZE. The 8" "Boss-Lock" were designed to interchange with 8" Cam & Groove Couplings manufactured by P.T. Coupling.

Dixon "Andrews"/"Boss-Lock" Type DP Dust Plugs

Size (in)	Part #
Aluminum	
1/2	50-DP-AL
3/4	75-DP-AL
1	100-DP-AL
1-1/4	125-DP-AL
1-1/2	150-DP-AL
2	200-DP-AL

Size (in)	Part #
2-1/2	250-DP-AL
3	300-DP-AL
4	400-DP-AL
5	500-DP-AL
6	600-DP-AL
8 AND*	800-DP-AL
8 BL*	801-DP-AL



Dust Plug

* "Andrews" and "Boss-Lock" Cam and Groove Couplings DO NOT INTERCHANGE IN THE 8" SIZE. The 8" "Boss-Lock" were designed to interchange with 8" Cam & Groove Couplings manufactured by P.T. Coupling.

Dixon "Andrews" Type C Cam and Groove Couplers

Size (in)	Part #
Aluminum	
1/2	50-C-AL
3/4	75-C-AL
1	100-C-AL
1-1/4	—
1-1/2	150-C-AL
2	200-C-AL

Size (in)	Part #
2-1/2	—
3	300-C-AL
4	400-C-AL
5	500-C-AL
6	600-C-AL
8*	800-C-AL



Female Coupler x Hose Shank

* "Andrews" and "Boss-Lock" Cam and Groove Couplings DO NOT INTERCHANGE IN THE 8" SIZE.

"Boss-Lock" Type C Cam and Groove Couplers

Size (in)	Part #
Aluminum	
3/4 & 1/2	—
3/4	AC075
1	AC100
1-1/4	AC125
1-1/2	AC150
2	AC200

Size (in)	Part #
2-1/2	AC250
3	AC300
4	AC400
5	—
6	AC600
8*	AC800



Female Coupler x Hose Shank

* "Andrews" and "Boss-Lock" Cam and Groove Couplings DO NOT INTERCHANGE IN THE 8" SIZE.

"EZ Boss-Lock" Type C Cam and Groove Couplers

Size (in)	Part #
Aluminum	
3/4 & 1/2	—
3/4	—
1	AC100EZ
1-1/4	—
1-1/2	AC150EZ
2	AC200EZ

Size (in)	Part #
2-1/2	AC250EZ
3	AC300EZ
4	AC400EZ
5	—
6	AC600EZ
8*	AC800EZ



Female Coupler x Hose Shank

* "Andrews" and "Boss-Lock" Cam and Groove Couplings DO NOT INTERCHANGE IN THE 8" SIZE.

Dixon "Andrews" Type D Cam and Groove Couplers

Size (in)	Part #
Aluminum	
1/2	50-D-AL
3/4	76-D-AL
1	100-D-AL
1-1/4	—
1-1/2	150-D-AL
2	200-D-AL

Size (in)	Part #
2-1/2	—
3	300-D-AL
4	400-D-AL
5	500-D-AL
6	600-D-AL
8*	800-D-AL



Female Coupler x Female NPT

* "Andrews" and "Boss-Lock" Cam and Groove Couplings DO NOT INTERCHANGE IN THE 8" SIZE.

"Boss-Lock" Type D Cam and Groove Couplers

Size (in)	Part #
Aluminum	
3/4 x 1/2	AD050
3/4	AD075
1	AD100
1-1/4	AD125
1-1/2	AD150
2	AD200

Size (in)	Part #
2-1/2	AD250
3	AD300
4	AD400
5	AD500
6	AD600
8*	AD800



Female Coupler x Female NPT

* "Andrews" and "Boss-Lock" Cam and Groove Couplings DO NOT INTERCHANGE IN THE 8" SIZE.

"EZ Boss-Lock" Type D Cam and Groove Couplers

Size (in)	Part #
Aluminum	
3/4 x 1/2	—
3/4	AD075EZ
1	AD100EZ
1-1/4	—
1-1/2	AD150EZ
2	AD200EZ

Size (in)	Part #
2-1/2	AD250EZ
3	AD300EZ
4	AD400EZ
5	AD500EZ
6	AD600EZ
8*	AD800EZ



Female Coupler x Female NPT

* "Andrews" and "Boss-Lock" Cam and Groove Couplings DO NOT INTERCHANGE IN THE 8" SIZE.

Hose/Accessories

Dixon

BOSS COUPLINGS

“EZ-Boss” Ground Joint Seal

“EZ-Boss” non-metallic polymer seat (US Patent No.5,577,777) is not subject to corrosion and offers resistance to chemicals and steam found in manufacturing facilities. A precisely machined recess holds the seat firmly in place, allowing it to absorb harsh punishment. Recommended for steam service up to 450°F; easy to seal; works with existing “Boss” Ground Joint Stems. Use with “Boss” Clamps. Made in USA.

PLATED STEEL &/OR MALLEABLE IRON



Hose Shank x NTP	Coupling w/ Female Spud		Stem		Wing Nut		Female Spud		Male Spud		Double Spud	
	Part No.	Pkg. Qty.	Part No.	Pkg. Qty.	Part No.	Pkg. Qty.	Part No.	Pkg. Qty.	Part No.	Pkg. Qty.	Part No.	Pkg. Qty.
1/4*	GF1	100	GBA	100	BA2	100	GBC	100				
3/8*	GF3	100	GCA	100	CB	100	GCC	100	GMC			
1/2	GF6	100	GB1	100	B2	100	GB3	100			GDB3	
3/4	GF26	50	GB6	50	B12	25	GB8	50	GM8		GDB13	
1	GF36	50	GB11	50	B12	25	GB13	50	GM13		GDB13	
1-1/4	GF51	25	GB16	25	B17	25	GB18	25	GM18		GDB23	
1-1/2	GF61	25	GF21	25	B17	25	GB23	25	GM23		GDB23	
2	GF81	10	GB26	10	B27	10	GB26	10	GM28		GDB28	
2-1/2	GF96	5	GB31	5	B32	5	GB33	5	GM33		GDB33	
3	GF111	5	GB36	5	B37	5	GB38	5	GM38		GDB38	
4	GF141	5	GB46	5	B47	5	GB48	5				
6*	GF201	2	GB66	2	B67	2	GB68	2				

*1/4", 3/8" & 6" come only with Copper seat spuds.

“Boss” Male Stem

Size (in)	Part #	Pkg. Qty.
Malleable Iron		
1-1/4	MS16	20
1-1/2	MS21	20
2	MS26	10
2-1/2	MS31	5
3	MS36	5
4	MS46	2



Note: Use with “Boss” Clamps

“LP-Boss” Male Stem

Non-porous tubular steel for volatile materials.

Size (in)	Plated, Male NPT End Part #	Unplated, Beveled End Part #
Malleable Iron		
1-1/4	LP16	
1-1/2	LP21	
2	LP26	LPB26
2-1/2	LP31	
3	LP36	LPB36
4	LP46	
6	LP66	



“Boss” Hose Mender

Collars to engage grip fingers of “Boss” clamps. 3/4" - 4", Plated Malleable Iron, 1/2" & 6", Plated Steel.

Size (in)	Part #	Size (in)	Part #
1/2	M1	2	M26
3/4	M6	2-1/2	M31
1	M11	3	M36
1-1/4	M16	4	M46
1-1/2	M21	6	M66



“Boss Clamps”

Plated Malleable Iron

Hose I.D. Size (in)	Hose O.D. (in)		Part#
From:	To:		
2-Bolt Type			
3/4	1-12/64	1-20/64	BU9
4-Bolt Type 2 Gripping Fingers			
1	1-34/64	1-46/64	BU14
1-1/4	1-50/64	2-6/64	BU19
1-1/2	2	2-14/64	B22
2	2-32/64	2-50/64	BU29
2-1/2	3-6/64	3-28/64	BU34
3	3-32/64	3-60/64	BU35



2-Bolt Type

4-Bolt Type 2 Gripping Fingers

Note: 4 Gripping Fingers also available - please call for more information.

Note: The bolts used in the “Boss” interlocking clamps are not standard bolts. They vary from standard bolts in their length, diameter, overall thread length and material hardness. These bolts can be retorqued, but it is not recommended that they be reused, as they are designed for a single bend only. Dixon recommends using only factory supplied replacement bolts.

AIR FITTINGS & ACCESSORIES

“Air King” Universal Couplings

“Air King” is for Air Service Only

Hose Ends

Size (in)	Malleable Iron		Brass		316 Stainless Steel
	Part #	Pkg. Qty.	Part #	Pkg. Qty.	Part #
3/8	AMH	25	ABH	25	RAMH
1/2	AM1	50	AB1	50	RAM1
5/8	AM5	50	AB5	50	
3/4	AM6	50	AB6	50	RAM6
1	AM11	50	AB11	50	RAM11



Male NPT Ends

Size (in)	Malleable Iron		Brass		316 Stainless Steel
	Part #	Pkg. Qty.	Part #	Pkg. Qty.	Part #
1/4	AMB1	25	ABB1	25	
3/8	AMB	25	ABB	25	RAMB
1/2	AM2	50	AB2	50	RAM2
3/4	AM7	50	AB7	50	RAM7
1	AM12	50	AB12	50	RAM12



Female NPT Ends

Size (in)	Malleable Iron		Brass		316 Stainless Steel
	Part #	Pkg. Qty.	Part #	Pkg. Qty.	Part #
1/4	AMC1	25	ABC1	25	
3/8	AMC	25	ABC	25	RAMC
1/2	AM3	50	AB3	50	RAM3
3/4	AM8	50	AB8	50	RAM8
1	AM13	50	AB13	50	RAM13



Blank Ends

Malleable Iron		Brass		316 Stainless Steel
Part #	Pkg. Qty.	Part #	Pkg. Qty.	Part #
AMO	25	ABO	25	RAMO



Triple Connections

Malleable Iron		Brass	
Part #	Pkg. Qty.	Part #	Pkg. Qty.
AM10	25	AB10	25



• The use of an “Air King” Safety Clip or wire type retainer is necessary to assure “Air King” Universal Couplings will not become accidentally disconnected. This guarantees the fittings are properly connected as pin will not go through holes in mating flanges until couplings are locked in place. Only one “Air King” Clip or wire type retainer is required for each “Air King” Universal Coupling.

- “Air King” is rated to 110 PSI.
- Standard “Air King” fittings come with AWR4 washers.
- “Air King” available to meet MIL Spec. WWC-633D - please call for more info.

Dixon

“Air King” Accessories

“Air King” is for Air Service Only

The use of an “Air King” Safety Clip or wire type retainer is necessary to assure “Air King” Universal Couplings will not become accidentally disconnected. This guarantees the fittings are properly connected as pin will not go through holes in mating flanges until couplings are locked in place. Only one “Air King” Safety Clip or wire type retainer is required for each “Air King” Universal Coupling.

Standard Safety Clips

Part #	Pkg. Qty.
AC1	25

• Same Size for all Coupling Sizes.

“Air King” Safety Pins

Wire Dia (in)	Part #	Pkg. Qty.
.058	AKSP1	25
.091	AKSP25	25

• Heavy Duty • Oversized

Stainless Steel Clips

Part #
AC7

• Same Size for all Coupling Sizes.

Lanyards

Part #	Pkg. Qty.
ACL8	25

• Same Size for all Coupling Sizes.
 • Synthetic cord.

Washers

Description	Part #	Pkg. Qty.
Rubber	AWR4	50
Neoprene	AWS6	50

• Same Size for all Coupling Sizes.
 • Rubber temp. range: -20°F to 160°F.
 • Neoprene temp. range: -20°F to 190°F.
 • Neoprene is oil resistant.

In-Line Lubricators

Designed to protect portable or stationary air tools by efficiently oiling the tool mechanisms. Each time an air tool is operated, a fine mist of oil is injected into it along with the air from the compressor. Installation is recommended within 25 feet of the tool to be lubricated. Refer to the arrow for proper air flow direction. Transparent sight disc allows visual inspection of oil level. Oil flow regulated by screwdriver screw adjustment. Not recommended for constant flow applications. Minimum flow rate is 30 SCFM



NPT Size (in)	Oil Cap. (Oz.)	Max. Working Pressure (psig)	Air Flow at 70 PSI (scfm)	Part No.
1/2	1.4	500	30	PL300
3/4	3.7	200	70	PL400
3/4	11.0	300	70	PL400L
1	16.0	250	100	PL500

Type of Oil to Use: Use any petroleum-base, non-detergent light weight oil (SAE 10/150SSU) which will readily break up into a mist, i.e., MOBIL DTE light or comparable oil. Do not use any synthetic oil or oils containing additives or solvents.

“Whipchek” Safety Cable

Use “Whipchek” to help prevent accidents or injury resulting from hose or coupling failure.

These strong steel cables prevent hose whip in case of accidental separation of coupling or clamp device. “Whipchek” reaches across the hose fittings to provide standby safety for hose. Spring-loaded loops in the cable ends open easily to pass over the couplings for a firm grip on the hose. Thoroughly tested with years of service. “Whipchek” must be installed in the extended position (no slack). Maximum Working Pressure: 200 PSI for Air.

Features:

- Hose-to-hose or hose-to-rigid outlets.
- Whipcheck is the low cost answer to eliminate injuries caused by broken air hose connections
- Highly resistant to rust and corrosion
- No tools needed - Easy to install & remove

Style WSR, for hose-to-tool service

Cable (in)	Hose I.D. (in)	Length (in)	Part No.
1/8	1/2 - 1-1/4	20-1/4	WSR1
1/4	1-1/2 - 3	38	WSR2



Style W, for hose-to-tool service

Cable (in)	Hose I.D. (in)	Length (in)	Part No.
1/8	1/2 - 1-1/4	20-1/4	WB1
1/4	1-1/2 - 3	38-1/4	WB2



“Air Chief” A Series

Max. working Pressure - 500 PSI “Air Chief” A Series are intended for use in compresses air service where the convenience of one hand operation and a compact profile is desired. Machined from solid brass bar stock, stainless steel balls and springs maximize corrosion resistance.

Automatic - Push to Connect Sleeve

1/8" Plugs (Brass) - Flow Rating: 7 CFM at 90 PSI

Size (in)	Part #	Pkg. Qty.
Male NPT		
1/8	A1M1-B	20
Female NPT		
1/8	A1F1-B	20
Hose Barb		
1/8	A1S1-B	20
Tube Fittings		
.125 x 1/4	A1P1-B	20
.170 x 1/4	A1P1.5-B	20

1/8" Couplers (Brass)

Size (in)	Part #	Pkg. Qty.
Male NPT		
1/8	1AM1-B	20
Female NPT		
1/8	1AF1-B	20
Hose Barb		
1/8	1AS1-B	20
Tube Fittings		
.125 x 1/4	1AP1-B	20
.170 x 1/4	1AP1.5-B	20

1/4" Plugs (Brass) - Flow Rating: 25 CFM at 90 PSI

Size (in)	Part #	Pkg. Qty.
Male NPT		
1/4	A2M2-B	20
Female NPT		
1/4	A2F2-B	20
Hose Barb		
1/4	A2S2-B	20

1/4" Couplers (Brass)

Size (in)	Part #	Pkg. Qty.
Male NPT		
1/4	2AM2-B	20
Female NPT		
1/4	2AF2-B	20
Hose Barb		
1/4	2AS2-B	20

Hose/Accessories

Dixon

“Air Chief” Industrial Quick-Connect Fittings

INDUSTRIAL INTERCHANGE

“Air Chief” Industrial Quick-Connect Fittings are of the popular Industrial Interchange design and will interchange with many other makes. Rated to 300 PSI. Interchanges with MIL Spec. C-4109. Temp. range -40° to 250° F.

Semi-Automatic - Pull Sleeve to Connect
Couplers Shut-Off When Disconnected
For Air Service Only

1/4" Plugs (Steel) - Flow Rating: 37 CFM at 100 PSI



Size (in)	Part #	Pkg. Qty.
Male NPT		
1/8	DCP2101	20
1/4	DCP21	20
3/8	DCP2103	20
Female NPT		
1/8	DCP2021	20
1/4	DCP20	20
3/8	DCP2023	20
Hose Shank		
1/4	DCP2142	20
5/16	DCP2143	20
3/8	DCP2144	20
Push-On Hose Barb		
1/4	DCP2142L	25
3/8	DCP2144L	25

1/4" Couplers (Brass)



Size (in)	Part #	Pkg. Qty.
Male NPT		
1/8	DC2101	10
1/4	DC21	10
3/8	DC2103	10
Female NPT		
1/8	DC2021	10
1/4	DC20	10
3/8	DC2023	10
Hose Shank		
1/4	DC2042	10
5/16	DC2043	10
3/8	DC2044	10
Push-On Hose Barb		
1/4	DC2042L	25
3/8	DC2044L	25

3/8" Plugs (Steel) - Flow Rating: 70 CFM at 100 PSI



Size (in)	Part #	Pkg. Qty.
Male NPT		
1/4	DCP2502	10
3/8	DCP25	10
1/2	DCP2504	10
Female NPT		
1/4	DCP2622	10
3/8	DCP26	10
1/2	DCP2624	10
Hose Shank		
1/4	DCP2542	10
3/8	DCP2544	10
1/2	DCP2545	10
Push-On Hose Barb		
1/4	DCP2542L	25
3/8	DCP2544L	25

3/8" Couplers (Steel)



Size (in)	Part #	Pkg. Qty.
Male NPT		
1/4	DC2502	10
3/8	DC25	10
1/2	DC2504	10
Female NPT		
1/4	DC2622	10
3/8	DC26	10
1/2	DC2624	10
Hose Shank		
1/4	DC2642	10
3/8	DC2644	10
1/2	DC2645	10
Push-On Hose Barb		
1/4	DC2642L	25
3/8	DC2644L	25

1/2" Plugs (Steel) - Flow Rating: 150 CFM at 100 PSI



Size (in)	Part #	Pkg. Qty.
Male NPT		
3/8	DCP1703	10
1/2	DCP17	10
3/4	DCP1706	10
Female NPT		
3/8	DCP1823	10
1/2	DCP18	10
3/4	DCP1826	10
Hose Shank		
3/8	DCP1744	10
1/2	DCP1745	10
3/4	DCP1746	10

1/2" Couplers (Steel)



Size (in)	Part #	Pkg. Qty.
Male NPT		
3/8	DC903	10
1/2	DC9	10
3/4	DC906	10
Female NPT		
3/8	DC1023	10
1/2	DC10	10
3/4	DC1026	10
Hose Shank		
3/8	DC1044	10
1/2	DC1045	10
3/4	DC1046	10

“Air Chief” Industrial Quick-Connect Fittings

INDUSTRIAL INTERCHANGE

“Air Chief” Industrial Quick-Connect Fittings are of the popular Industrial Interchange design and will interchange with many other makes. Rated to 300 PSI. Interchanges with MIL Spec. C-4109. Temp. range -40° to 250° F.

Automatic - Push to Connect
Couplers Shut-Off When Disconnected
For Air Service Only

1/4" Plugs (Brass) - Flow Rating: 37 CFM at 100 PSI



Size (in)	Part #	Pkg. Qty.
Male NPT		
1/8	DCP2101B	20
1/4	DCP21B	20
3/8	DCP2103B	20
Female NPT		
1/4	DCP20B	20
3/8	DCP2023B	20
Hose Shank		
1/4	DCP2142B	20
5/16	DCP2144B	20

1/4" Couplers (Brass)



Size (in)	Part #	Pkg. Qty.
Male NPT		
1/4	DCB21	24
3/8	DCB2103	24
Female NPT		
1/4	DCB20	24
3/8	DCB2023	24
Hose Shank		
1/4	DCB2042	24
5/16	DCB2044	24

3/8" Plugs (Steel) - Flow Rating: 70 CFM at 100 PSI



Size (in)	Part #	Pkg. Qty.
Male NPT		
1/4	DCP2502	10
3/8	DCP25	10
1/2	DCP2504	10
Female NPT		
1/4	DCP2622	10
3/8	DCP26	10
1/2	DCP2624	10
Hose Shank		
1/4	DCP2542	10
3/8	DCP2544	10
1/2	DCP2545	10
Push-On Hose Barb		
1/4	DCP2542L	25
3/8	DCP2544L	25

Dixon

3/8" Couplers (Brass)



Size (in)	Part #	Pkg. Qty.
Male NPT		
1/4	DCB2502	12
3/8	DCB25	12
1/2	DCB2504	12
Female NPT		
1/4	DCB2622	12
3/8	DCB26	12
1/2	DCB2624	12
Hose Shank		
1/4	DCB2642	12
3/8	DCB2644	12
1/2	DCB2645	12

1/2" Plugs (Steel)

Flow Rating: 150 CFM at 100 PSI



Size (in)	Part #	Pkg. Qty.
Male NPT		
3/8	DCP1703	10
1/2	DCP17	10
3/4	DCP1706	10
Female NPT		
3/8	DCP1823	10
1/2	DCP18	10
3/4	DCP1826	10
Hose Shank		
3/8	DCP1744	10
1/2	DCP1745	10
3/4	DCP1746	10

1/2" Couplers (Brass)



Size (in)	Part #	Pkg. Qty.
Male NPT		
3/8	DCB903	6
1/2	DCB9	6
3/4	DCB906	6
Female NPT		
3/8	DCB1023	6
1/2	DCB10	6
3/4	DCB1026	6
Hose Shank		
3/8	DCB1044	6
1/2	DCB1045	6
3/4	DCB1046	6

"Air Chief" Automotive Quick-Connect Fittings

AUTOMOTIVE INTERCHANGE


"Air Chief" will interchange with the more popular makes of Automotive Quick-Connect fittings which are accepted as "standard" such as Amflo, Dill, Milton and Trufate. There are some makes however, which do not interchange with any others. If you plan to interchange these couplings, make sure you have plug ends with the proper configuration. Rated 300 PSI. Temp range - 40° F to 250° F.

Semi-Automatic - Pull Sleeve to Connect

Couplers Shut-Off When Disconnected


1/4" Plugs (Steel)

Flow Rating: 37 CFM at 100 PSI



Size (in)	Part #	Pkg. Qty.
Male NPT		
1/8	DCP101	20
1/4	DCP1	20
3/8	DCP103	20
Female NPT		
1/8	DCP221	25
1/4	DCP2	20
3/8	DCP223	20
Hose Shank		
1/4	DCP142	20
3/8	DCP144	20
Push-On Hose Barb		
1/4	DCP142L	25
3/8	DCP144L	25

1/4" Couplers (Brass)



Size (in)	Part #	Pkg. Qty.
Male NPT		
1/8	DC101	10
1/4	DC1	10
3/8	DC103	10
Female NPT		
1/8	DC221	25
1/4	DC2	25
3/8	DC223	10
Hose Shank		
1/4	DC242	10
5/16	DC243	10
3/8	DC244	10
Push-On Hose Barb		
1/4	DC242L	25
3/8	DC244L	25


3/8" Plugs (Steel)

Flow Rating: 70 CFM at 100 PSI



Size (in)	Part #	Pkg. Qty.
Male NPT		
1/4	DCP7	10
3/8	DCP5	10
Female NPT		
1/4	DCP8	10
3/8	DCP6	10
1/2	DCP624	10
Hose Shank		
1/4	DCP542	10
3/8	DCP544	25
Push-On Hose Barb		
3/8	DCP544L	25

3/8" Couplers (Steel)



Size (in)	Part #	Pkg. Qty.
Male NPT		
1/4	DC7	10
3/8	DC5	10
1/2	DC504	10
Female NPT		
1/4	DC8	10
3/8	DC6	10
1/2	DC624	10
Hose Shank		
1/4	DC642	10
3/8	DC644	10
1/2	DC645	10
Push-On Hose Barb		
1/2	DC642L	25
3/8	DC644L	25

1/2" Plugs (Steel)

Flow Rating: 150 CFM at 100 PSI



Size (in)	Part #	Pkg. Qty.
Male NPT		
3/8	DCP1703	10
1/2	DCP17	10
3/4	DCP1706	10
Female NPT		
3/8	DCP1823	10
1/2	DCP18	10
3/4	DCP1826	10
Hose Shank		
3/8	DCP1744	10
1/2	DCP1745	10
3/4	DCP1746	10

1/2" Couplers (Steel)



Size (in)	Part #	Pkg. Qty.
Male NPT		
3/8	DC903	10
1/2	DC9	10
3/4	DC906	10
Female NPT		
3/8	DC1023	10
1/2	DC10	10
3/4	DC1026	10
Hose Shank		
3/8	DC1044	10
1/2	DC1045	10
3/4	DC1046	10

Hose/Accessories

Dixon

“Air Chief” Aro Speed Quick-Connect Fittings

ARO-SPEED INTERCHANGE


These semi-automatic quick connects interchange with both the ARO 210 and 310 Design. Rated 300 PSI.

Semi-Automatic - Pull Sleeve to Connect

Couplers Shut-Off When Disconnected

1/4" Plugs (Steel - 210 Series)


Flow Rating: 37 CFM at 100 PSI



Size (in)	Part #	Pkg. Qty.
Male NPT		
1/4	DCP37	10
3/8	DCP3703	10
Female NPT		
1/4	DCP38	10
3/8	DCP3823	10
Hose Shank		
1/4	DCP3742	10
3/8	DCP3744	25
Push-On Hose Barb		
1/4	DCP3742L	25
3/8	DCP3744L	25

1/4" Couplers

(Steel - 210 Series)



Size (in)	Part #	Pkg. Qty.
Male NPT		
1/4	DC37	10
3/8	DC3703	10
Female NPT		
1/4	DC38	10
3/8	DC3823	10
Hose Shank		
1/4	DC3842	10
3/8	DC3844	25
Push-On Hose Barb		
1/4	DC3842L	25
3/8	DC3844L	25

3/8" Plugs (Steel - 310 Series)


Flow Rating: 70 CFM at 100 PSI



Size (in)	Part #	Pkg. Qty.
Male NPT		
3/8	DCP35	25
Female NPT		
3/8	DCP36	25

3/8" Couplers

(Steel - 310 Series)



Size (in)	Part #	Pkg. Qty.
Male NPT		
3/8	DC35	25
Female NPT		
3/8	DC36	25

“Air Chief” Safety Blow Gun

Basic safety blow gun for general purpose use. Tip pressure will not exceed 30 PSI, yet gives a good blast of air for cleaning. Safety glasses or shield must be worn when using any blow gun.

- Large vinyl thumb grip provides additional user comfort.
- Can now be used for water.
- The area at the bottom of the blow gun is recessed to perfectly fit the user's fingers, allowing a firm, yet relaxed grip.



1/4" Female NPT Inlet
Part # D204-30

Note: The Dixon Air Chief Blow Gun has a safety tip which prevents buildup of tip pressure in the event the outlet is obstructed or "dead ended". It complies with the requirements for OSHA 1910.242(B) and 1910.95 when used on air lines of 150 PSI or less.

Brass Tip Blow Gun

Ventless tip provides the most economical means of achieving a concentrated air stream for many blow-off applications.



1/4" Female NPT Inlet
Part # D605

Caution: This blow gun does not have a safety by-pass to prevent buildup of tip pressure in the event of tip blockage. It may be used for cleaning purposes only if the air supply (inlet pressure) has been reduced to 30 PSI or less.

Rubber Tipped Blow Gun

Provides leakproof seal between gun & fluid line or other opening. Also excellent for cleaning molds or delicate surfaces where a metal tip might scratch or otherwise harm critical areas.



1/4" Female NPT Inlet
Part # D201

Caution: This blow gun does not have a safety by-pass to prevent buildup of tip pressure in the event of tip blockage. It may be used for cleaning purposes only if the air supply (inlet pressure) has been reduced to 30 PSI or less.

“Coil-Chief” Self-Storing Air Hose

Repair/Assembly kits include rigid or swivel male fittings, nut, insert, ferrule and spring guard.

Male NPT Size (in)	Hose I.D. x Lgth (in x ft)	Part No.
1/4	1/4 x 12	CC1412
1/4	1/4 x 25	CC1425
1/4	1/4 x 50	CC1450
3/8	3/8 x 25	CC3825
3/8	3/8 x 50	CC3850
1/2	1/2 x 25	CC1225
1/2	1/2 x 50	CC1250
Bulk Hose - No Fittings		
1/4	1/4 x 100	CC14100B*
3/8	3/8 x 100	CC38100B*
1/2	1/2 x 100	CC12100B*

*Coil Chief" comes standard with swivel on one end. Yellow. *Bulk hose needs assembly kits for ends.



Tire Inflator Gauges

Heavy duty tire gauge. Has 12" hose with swivel dual foot chuck inflator. Tapered chuck nut fits wheel cover holes on cars and light trucks. Calibrated in 2 PSI increments from 10 to 120 PSI.




Part No.
D101

Steel Bent Stem Swivels

Bent Stem Swivels are designed for normal operation at 90 PSI.

Part No.	Desc.	Pkg. Qty.
1/2" Hose Barb		
ATS7812H	7/8" - 24 thread x 1/2" hose barb	50
ATS1212H	1/2" NPT thread x 1/2" hose barb	50
3/8" Female Pipe Thread		
ATS7838F	7/8" - 24 thread x 3/8" fem. NPT	25
3/8" Male Pipe Thread		
ATS7838M	7/8" - 24 thread x 3/8" male NPT	50



Air Tool Swivels

Swivels at two locations... so air hose can drop directly to the floor. Rated to 150 PSI. Aluminum.

Size (in)	Part No.
1/4	D344U*
3/8	D346U
1/2	D348U

* D344U is a non-marring composite and can be used on percussion tools.



Dixon

FILTERS, REGULATORS & LUBRICATORS

Mini Lubricators

- 6 oz. BOWL
- Adjustable oil feed
- Full view sight dome
- Fill under pressure design

Size (in)	Part No.	SCFM
Miniature Transparent Bowl		
1/8	L08-01A	23.5
1/4	L08-02A	57.5
Miniature Metal Bowl		
1/8	L08-01AMB	23.5
1/4	L08-02AMB	57.5



Mini Combination Units (Filter, Regulator, Lubricator)

Size (in)	Part No.	SCFM	Size (in)	Part No.	SCFM
MINIATURE TRANSPARENT BOWL w/GUARD					
Automatic Drain			Manual Drain		
1/8	C08-01A	28.7	1/8	C08-01M	28.7
1/4	C08-02A	40	1/4	C08-02M	40
MINIATURE METAL BOWL					
Automatic Drain			Manual Drain		
1/8	C08-01AMB	28.7	1/8	C08-01MMB	28.7
1/4	C08-02AMB	40	1/4	C08-02MMB	40



Note: Supplied with 0-160 PSI Flush Mount Style Gauge only

Wilkerson Airline Filters

- 5 Micron Element
- 5 oz. BOWL
- Max. operating conditions:
Transparent Bowls: 150 PSIG (10 bar) and 125°F
Metal Bowls: 200 PSIG (14 bar) and 175°F

Size (in)	Part No.	SCFM	Size (in)	Part No.	SCFM
COMPACT TRANSPARENT BOWL w/GUARD					
Automatic Drain			Manual Drain		
1/4	F16-02A	35	1/4	F16-02M	35
3/8	F16-03A	44	3/8	F16-03M	44
1/2	F16-04A	50	1/2	F16-04M	50
COMPACT METAL BOWL w/SIGHT GLASS					
Automatic Drain			Manual Drain		
1/4	F16-02AMB	35	1/4	F16-02MMB	35
3/8	F16-03AMB	44	3/8	F16-03MMB	44
1/2	F16-04AMB	50	1/2	F16-04MMB	50



Wilkerson Regulators

- 0-125 PSI range
- Relieving type
- Heavy duty spring
- Non-rising adjustment knob with friction lock knob
- Standard with two full flow 1/4" NPT gauge ports
- Panel mount nut standard
- Excellent flow characteristics
- Balanced valve design for excellent regulation characteristics
- Maximum operating conditions: 300 PSIG (21 bar) and 175°F.

Size (in)	Part No.	SCFM	Size (in)	Part No.	SCFM
STANDARD					
w/Gauge			w/o Gauge		
1/4	R26-02RG	125	1/4	R26-02R	125
3/8	R26-03RG	155	3/8	R26-03R	155
1/2	R26-04RG	195	1/2	R26-04R	195

Note: For 0-60 PSI range R16 unit, add a "L" to the end of the part number.



Wilkerson Combination Units

Size (in)	Part No.	SCFM	Size (in)	Part No.	SCFM
COMPACT TRANSPARENT BOWL w/GUARD					
Automatic Drain			Manual Drain		
1/4	C16-02A	28	1/4	C16-02M	28
3/8	C16-03A	48	3/8	C16-03M	48
1/2	C16-04A	52	1/2	C16-04M	52
COMPACT METAL BOWL w/SIGHT GLASS					
Automatic Drain			Manual Drain		
1/4	C16-02AMB	28	1/4	C16-02MMB	28
3/8	C16-03AMB	48	3/8	C16-03MMB	48
1/2	C16-04AMB	52	1/2	C16-04MMB	52
STANDARD TRANSPARENT BOWL w/GUARD					
Automatic Drain			Manual Drain		
1/4	C26-02A	28	1/4	C26-02M	28
3/8	C26-03A	50	3/8	C26-03M	50
1/2	C26-04A	102	1/2	C26-04M	102
STANDARD METAL BOWL w/SIGHT GLASS					
Automatic Drain			Manual Drain		
1/4	C26-02AMB	28	1/4	C26-02MMB	28
3/8	C26-03AMB	50	3/8	C26-03MMB	50
1/2	C26-04AMB	102	1/2	C26-04MMB	102



GAUGES

Standard Dry Gauges

- ASME B40.1, Grade B (+/- 3-2-3% accuracy)
- ABS Plastic case
- C-shaped Bronze safety bourdon tube (600 PSI and lower) Helical wound Bronze safety bourdon tube (1000 PSI and higher)
- Polycarbonate crystal
- Black aluminum pointer
- PowerFlex™ movement with polyester segment, designed to resist the effects of shock, vibration and pulsation.
- Ambient temperature range of -40°F to +150°F



PSI	Fig. Inter.	Minor Grad.	Part No.
2" FACE 1/4" Lower Mount			
0-15	1	.5	GL100
0-30	5	.5	GL115
0-60	5	1	GL120
0-100	10	2	GL125
0-160	20	5	GL130
0-200	20	5	GL135
0-300	39	5	GL140

PSI	Fig. Inter.	Minor Grad.	Part No.
2.5" FACE 1/4" Lower Mount			
0-15	1	.5	GL300
0-30	5	.5	GL320
0-60	5	1	GL325
0-100	10	2	GL330
0-160	20	5	GL335
0-200	20	5	GL340
0-300	30	5	GL345
0-400	50	10	GL347
0-600	50	10	GL350
1-1000	200	20	GL355
0-1500	300	50	GL360
0-2000	400	50	GL365
0-3000	500	100	GL370
0-5000	1000	100	GL375

Hose/Accessories

Dixon

SHANK TYPE FITTINGS

“King” Short Shank Suction Couplings, SIPT (Straight Thread)

Size (in)	Part #	Pkg. Qty.
Complete Coupling		
1-1/2	CAB150	60
2	CAB200	40
2-1/2	CAB250	30
3	CAB300	18
4	CAB400	8
6	CAB600	6
Female Aluminum w/Brass Swivel Nut		
1-1/2	FAB150	
2	FAB200	
2-1/2	FAB250	
3	FAB300	
4	FAB400	
6	FAB600	
Male		
All 3" to 6" males have pin lugs		
1-1/2	MA150	
2	MA200	
2-1/2	MA250	
3	MA300	
4	MA400	
6	MA600	



Washers for Suction, Long & Short Shank Couplings (Rubber)

Size (in)	Part #	Size (in)	Part #
Rubber			
1-1/2	KRW1	2-1/2	KRW30
3/4	KRW5	3	KRW35
1	KRW10	4	KRW40
1-1/4	KRW15	5	KRW50
1-1/2	KRW20	6	KRW60
2	KRW25	8	KRW80



“Dixon” Steel Hose Mender

Size (in)	Part #	Pkg. Qty.	Size (in)	Part #	Pkg. Qty.
Zinc Plated Steel					
1/4	DMA	200	2	DM26	50
3/8	DMB	100	2	DMXL26*	25
1/2	DM1	50	2-1/2	DM31	25
5/8	DM5	50	3	DM36	20
3/4	DM6	50	4	DM46	10
1	DM11	50	5	DM51	5
1-1/4	DM16	50	6	DM66	4
1-3/8	DM18	50	8	DM86	1
1-1/2	DM21	50	10	DM100	1
1-1/2	DMXL21*	25	12	DM120	1



*XL Series is extra long

“Dixon” Brass Hose Mender

Size (in)	Part No.
3/16	BM15
1/4	BM2
5/16	BM25
3/8	BM3
1/2	BM4
3/4	BM6
1	BM8



**Strainers and Skimmers
Standard Threaded Round Hole Type***

Size (in)	Part #	Size (in)	Part #
1-1/2	RHS20	5	RHS50
2	RHS25	6	RHS60
2-1/2	RHS30	8	RHS80
3	RHS35	10	RHS100
4	RHS40	12	RHS120



*Zinc Plated Steel

“3500” Steel Nipples

Hose Size (in)	NPT Size (in)	Part No.	Pkg. Qty.
Zinc Plated			
1/4	1/8	3501	100
1/4	1/4	3502	100
1/4	3/8	3504	100
3/8	1/4	3505	100
3/8	3/8	3506	100
3/8	1/2	3508	100
1/2	1/4	3509	100
1/2	3/8	3510	100
1/2	1/2	3512	100
1/2	3/4	3511	50
3/4	1/2	3513	50
3/4	3/4	3514	50
3/4	1	3515	25
1	3/4	3516	25
1	1	3518	25



Hose Size (in)	NPT Size (in)	Part No.	Pkg. Qty.
Zinc Plated			
1/4	1/4	3542	100
3/8	1/4	3545	50
3/8	3/8	3546	50
1/2	3/8	3550	100
1/2	1/2	3552	50
3/4	3/4	3554	50

Hose Shank x Female NPT



Hose Shank x Male NPT

BRASS FITTINGS AND ACCESSORIES

Brass Barbed Hose Fittings


Hose Size (in)	NPTF Size (in)	Part No.	Pkg. Qty.
Male Inserts			
1/8	1/8	BN11	25
1/8	1/4	BN122	10
3/16	1/8	BN151	25
3/16	1/4	BN152	25
1/4	1/8	BN21	25
1/4	1/4	BN22	25
1/4	3/8	BN23	25
5/16	1/8	BN251	25
5/16	1/4	BN252	25
5/16	3/8	BN253	25
3/8	1/8	BN31	25
3/8	1/4	BN32	25
3/8	3/8	BN33	25
3/8	1/2	BN34	25
1/2	1/4	BN42	25
1/2	3/8	BN43	25
1/2	1/2	BN44	25
1/2	3/4	BN46	25
5/8	3/8	BN53	25
5/8	1/2	BN54	25
5/8	3/4	BN56	25
3/4	1/2	BN64	25
3/4	3/4	BN66	25
1	3/4	BN86	10
1	1	BN88	10



Hose Size (in)	NPTF Size (in)	Part No.	Pkg. Qty.
Solid Female Inserts			
1/8	1/8	BF11	25
1/8	1/4	BF12	10
3/16	1/8	BF151	10
3/16	1/4	BF152	10
1/4	1/8	BF21	25
1/4	1/4	BF22	25
1/4	3/8	BF23	10
5/16	1/8	BF251	25
5/16	1/4	BF252	25
5/16	3/8	BF253	10
3/8	1/8	BF31	25
3/8	1/4	BF32	25
3/8	3/8	BF33	25
3/8	1/2	BF34	10
1/2	1/4	BF42	10
1/2	3/8	BF43	25
1/2	1/2	BF44	25
3/4	3/4	BF66	10



Hose Size (in)	Part No.	Pkg. Qty.
Hose Mender		
3/16	BM15	25
1/4	BM2	25
5/16	BM25	25
3/8	BM3	25
1/2	BM4	25
3/4	BM6	25
1	BM8	10



Dixon

HOSE CLAMPS

Dixon Worm Gear Clamps

Style HS Clamps

Combination 5/16" Hexagon and Screwdriver Slotted Screw

SAE 300 Series stainless band and housing with SAE 1018 case-hardened steel, zinc plated and chromate dip screw. Upgraded to four piece construction.



Diameter Range From (in): To (in):		Part No.
1/2" BAND WIDTH		
7/16	25/32	HS6
1/2	29/32	HS8
9/16	1-1/16	HS10
11/16	1-1/4	HS12
13/16	1-1/2	HS16
13/16	1-3/4	HS20
1-1/16	2	HS24
1-5/16	2-1/4	HS28
1-9/16	2-1/2	HS32
1-13/16	2-3/4	HS36
2-1/16	3	HS40
2-5/16	3-1/4	HS44
2-9/16	3-1/2	HS48
2-13/16	3-3/4	HS52
3-1/16	4	HS56
3-5/16	4-1/4	HS60
3-9/16	4-1/2	HS64
1-7/8	5	HS72
2-1/2	5-1/2	HS80
3-1/8	6	HS88
3-5/8	6-1/2	HS96
4-1/8	7	HS104
9/16" BAND WIDTH		
5-5/8	8-1/2	HS128
7-1/8	10	HS152
9-3/8	12-1/4	HS188
10-1/8	13	HS200
10-7/8	13-3/4	HS212
11-5/8	14-1/2	HS224
12-3/8	15-1/4	HS236
13-1/8	16	HS248
17-1/8	20	HS312

This clamp meets old Mil Spec WW-C-440B, which has been cancelled and the new governing spec for hose clamps is SAE J1508.

Max. Recommended Torque 30 in. lbs.

Miniature Worm Gear Clamps

Style MH

Miniature with combination 1/4" Hexagon and Screwdriver Slotted Screw. SAE 300 series stainless band and housing. SAE 1018 case-hardened steel, zinc plated and chromate dip screw. 5/16" band width.

Style MAH

Miniature all Stainless Construction with Combination 1/4" Hexagon and Screwdriver Slotted Screw. SAE 300 series stainless band and housing. SAE 305 stainless screw. 5/16" band width.

Diameter Range From (in): To (in):		Part #
7/32	5/8	MH4
7/16	25/32	MH6
1/2	29/32	MH8
9/16	1-1/16	MH10
11/16	1-1/4	MH12
15/16	1-1/2	MH16
1-3/16	1-3/4	MH20



Now upgraded to all 300 Stainless Steel. Clamps previously sold as HAS are now HSS clamps.

Diameter Range From (in): To (in):		Part No.
1/2" BAND WIDTH		
7/16	25/32	HSS6
1/2	29/32	HSS8
9/16	1-1/16	HSS10
11/16	1-1/4	HSS12
13/16	1-1/2	HSS16
13/16	1-3/4	HSS20
1-1/16	2	HSS24
1-5/16	2-1/4	HSS28
1-9/16	2-1/2	HSS32
1-13/16	2-3/4	HSS36
2-1/16	3	HSS40
2-5/16	3-1/4	HSS44
2-9/16	3-1/2	HSS48
2-13/16	3-3/4	HSS52
3-1/16	4	HSS56
3-5/16	4-1/4	HSS60
3-9/16	4-1/2	HSS64
1-7/8	5	HSS72
2-1/2	5-1/2	HSS80
3-1/8	6	HSS88
3-5/8	6-1/2	HSS96
4-1/8	7	HSS104
9/16" BAND WIDTH		
5-5/8	8-1/2	HSS128
7-1/8	10	HSS152
9-3/8	12-1/4	HSS188
10-1/8	13	HSS200
10-7/8	13-3/4	HSS212
11-5/8	14-1/2	HSS224
12-3/8	15-1/4	HSS236
13-1/8	16	HSS248
17-1/8	20	HSS312

Dixon Worm Gear Clamps

Euro-Seal™ Embossed Worm Gear Clamps

- Internally embossed perforations eliminate hose damage of soft cover hoses and extrusion through band slots
- Rounded band edge protects hose surface
- Smooth housing underside ensures greater concentricity
- ES 300 series stainless steel band, saddle and housing with a carbon steel plated screw
- ESS 300 series stainless steel, band, saddle and housing with 316 stainless steel screw
- 7 mm slotted hex head screw
- Can be fastened with 9/32 socket

Diameter Range From (in): To (in):		Carbon Steel Screw Part No.	316 Stainless Steel Screw Part No.
7/16	25/32	ES6	ESS6
1/2	29/32	ES8	ESS8
9/16	1-1/16	ES10	ESS10
11/16	1-1/4	ES12	ESS12
13/16	1-1/2	ES16	ESS16
13/16	1-3/4	ES20	ESS20
1-1/16	2	ES24	ESS24
1-5/16	2-1/4	ES28	ESS28
1-9/16	2-1/2	ES32	ESS32
1-13/16	2-3/4	ES36	ESS36
2-1/16	3	ES40	ESS40
2-5/16	3-1/4	ES44	ESS44
2-9/16	3-1/2	ES48	ESS48



Max. Recommended Torque Rating 60 in/lbs.

F Series Center Punch Clamps

For use with center punch tools F1, F38, F40 and F100. Other manufacturer's punch style tools may be used. Stainless steel clamp bands are 300 series stainless steel, buckles are 302 series stainless steel.



Style F (Pre-Formed)

I.D. Size (in)	Galv Stl Part #	Stn Stl Part #	Pkg. Qty.
3/8" Wide .025 Thick .020 Thick			
13/16	F3	FS3	100
1-3/8	F311	FS311	100
5/8" Wide .025 Thick .022 Thick			
1	F4	FS4	100
1-1/4	F5	FS5	100
5/8" Wide .031 Thick .022 Thick			
1-1/2	F6	FS6	100
1-3/4	F7	FS7	100
2	F8	FS8	100
2-1/4	F9	FS9	100
2-1/2	F10	FS10	50
2-3/4	F11	FS11	50
3	F12	FS12	50
3-1/2	F14	FS14	50
4	F16	FS16	25
4-1/2	F18	FS18	25
5	F20	FS20	25
6	F24	FS24	25
7	F28	FS28	25
8	F32	FS32	25



Style FO (Open End)

I.D. Size (in)	Galv Stl Part #	Stn Stl Part #	Pkg. Qty.
3/8" Wide .025 Thick .020 Thick			
13/16	F03	F0S3	100
1-3/8	F0311	F0S311	100
2	F0316	F0S316	100
3-1/8	F0325	F0S325	100
5/8" Wide .025 Thick .022 Thick			
2	F08	F0S8	100
2-1/2	F010	F0S10	50
5/8" Wide .031 Thick .022 Thick			
3	F012	F0S	50
3-1/2	F014	F0S14	50
4	F016	F0S16	50
4-1/2	F018	F0S18	50
5	F020	F0S20	25
6	F024	F0S24	25
7	F028	F0S28	25
8	F032	F0S32	25
9	F036		25
10	F040		25
12	F048		25
14	F056		10

Hose/Accessories

Dixon

“Clamp-It” Band and Buckle



Strapping - 100 ft. per Box

Width (in)	Thkns. (in)	Material	Part No.
3/8	.025	Stainless	SS375
1/2	.031	Stainless	SS500
5/8	.031	Stainless	SS625
3/4	.031	Stainless	SS750
3/8	.025	Galvanized	SG375
1/2	.031	Galvanized	SG500
5/8	.031	Galvanized	SG625
3/4	.031	Galvanized	SG750



Buckles

Width (in)	Material	Part No.	Box Qty.
3/8	Stainless	CS375	100
1/2	Stainless	CS500	100
5/8	Stainless	CS625	100
3/4	Stainless	CS750	50
3/8	Galvanized	CG375	100
1/2	Galvanized	CG500	100
5/8	Galvanized	CG625	100
3/4	Galvanized	CG750	50

Clamping Tool C2

Lightweight, side-entry, Jack type tool

Part No.
C2



Screw Action Tool

Part No.
51960



Band Clamps

K Series - The Universal Preformed Clamp

Can be center punched or rolled over.

For use with center punch or roll over tools described below. Stainless steel clamp bands are 300 series stainless steel, buckles are 302 series stainless steel.

- **“Fast-Lok” tools:** F1, F40, F100
- **Super Strap Tools:** 51960 Screw action with 51970 adapter.
- **“Bandit”:** S100 Air tool with S180 Jr.Head, C-001 hand tool with J001 Jr. adapter, S350 air tool with S260 Jr. head, T-240 for 3/8” only or T-250 for 3/8” and 5/8”, S-38 for 3/8” and 5/8”, J-102 “Pok-It” for to 3/8” only.
- **“Punch-Lok” Tools:** P-1 for 3/8” and 5/8”, P-3 for 3/8” only, P-38 for 3/8” and 5/8”.

I.D. Size (in)	Galv Stl Part No.	Stn Stl Part No.	Pkg. Qty.
3/8" Wide .025 Thk. .025 Thk.			
13/16	K3	KS3	100
1-3/8	K311	KS311	100
5/8" Wide .031 Thk. .030 Thk.			
1	K4	KS4	100
1-1/4	K5	KS5	100
1-1/2	K6	KS6	100
1-3/4	K7	KS7	100
2	K8	KS8	100
2-1/4	K9	KS9	100
2-1/2	K10	KS10	50
2-3/4	K11	KS11	50
3	K12	KS12	50
3-1/2	K14	KS14	50
4	K16	KS16	25
4-1/2	K18	KS18	25
5	K20	KS20	25
6	K24	KS24	25
7	K28	KS28	25
8	K32	KS32	25



I.D. Size (in)	Stn Stl Part No.	Pkg. Qty.
3/4" Wide .030 Thk.		
2	KS87501	100
2-1/4	KS97501	100
2-1/2	KS107501	50
2-3/4	KS117501	50
3	KS127501	50
3-1/2	KS147501	50
4	KS167501	25
4-1/2	KS187501	25
5	KS207501	25
6	KS247501	25
7	KS287501	25
8	KS327501	25

3/4" K Clamp must be applied with F-175 hand tool or “Band-It” S100 air tool with S180 Jr. head.

Band Clamp Tools and Accessories

Part #	Application
F1	Hand Held tool for application of 5/8" band clamps. Import tool.
F100	Hand held too for application of 3/8" and 5/8" band clamps.
F38	Locking Tool. Portable hand tool used to apply punch type 3/8" and 5/8" band clamps. For use with F series only.
F40	Hand Tool. Intermediate hand tool for 3/8" and 5/8" band clamps.
F175	Hand held tool for application of 3/4" K clamps.
F550	Clamp Cutter
F225	Mallet for punching band clamps.
51970	Adapter for 51960 for installing preformed clamps.
F229	3/8" clamp adapter for F100 tool only.



VALVES

Brass Ball Valves (Imported)

For control of air, water, oil and gas in hose pipe lines. For other services, please call. BV and FBV have forged brass bodies, Teflon seats, seals and thrust washers: Blow-out proof stems; Chrome-plated Brass balls and Plated Steel handles. Temperatures range to 320°F.

Full Port

Female NPT x Female NPT

Full Port

Size (in)	Part No.
1/4	FBV25
3/8	FBV38
1/2	FBV50
3/4	FBV75
1	FBV100
1-1/4	FBV125
1-1/2	FBV150
2	FBV200



Size (in)	Part No.
1/2	FBV150
3/4	FBV175
1	FBV1100
1-1/4	FBV1125
1-1/2	FBV1150
2	FBV1200

Rated to 400 PSI WOG and 125 PSI Steam.

Rated to 600 PSI WOG and 100 PSI Steam. U/L, FM, American Gas Association and Canadian Gas Association Approved.

Safety Check Valves

For portable Air Compressors

- Complies with OSHA requirements
- Functions efficiently at high discharge temperatures
- Full flow
- Protects against hose whip instantly and automatically
- Resists automatically after airline repressurizes



Construction: Solid brass body and valve with Stainless Steel spring and roll pin.

Max. Working Pressure: 250 PSI.

Max. Temperature: 250° F.

Purpose: Automatically senses change in air flow and shuts off the flow in the event of a surge in excess of valve rating, preventing dangerous “hose whip”. Fully conforms to *OSHA regulation 1926.302 requiring safety device at source of air supply and at branch air lines. Controls air flow in only one direction, however, permits flow in either direction. Possible applications include temporary Plant/Factory air, Construction sites, Shipyards or Utilities.

NPT & Hose I.D. Size (in)	Part No.	Cut-off Flow Rate (SCFM at 90 PSI)
1/4	SCVL2	23-29
3/8	SCVM3	39-47
	SCVS3	52-65
1/2	SCVM4	70-78
	SCVS4	80-96
3/4	SCVL6	72-88
	SCVM6	92-108
	SCVR6	112-128
	SCVJ6	132-148
	SCVS6	160-180
	SCVH6	180-200
1	SCVL8	165-195
	SCVM8	220-260
	SCVS8	280-320
	SCVH8	310-340

NPT & Hose I.D. Size (in)	Part No.	Cut-off Flow Rate (SCFM at 90 PSI)
1-1/4	SCVL10	260-290
	SCVM10	300-340
	SCVS10	440-500
	SCVH10	570-630
1-1/2	SCVL12	300-360
	SCVM12	470-530
	SCVS12	640-720
	SCVH12	750-830
2	SCVL16	510-590
	SCVM16	725-825
	SCVS16	900-1050
	SCVH16	1100-1200
3	SCVL24	1200-1400
	SCVS24	2400-2700
	SCVH24	2850-3050

Flexon®

Flexon®

PREMIUM QUALITY

Forever

For Lasting Value & Proven Performance

- Features Flex-Gard collar
- Scuff-resistant rubber/vinyl jacket
- High burst strength
- Double nylon-reinforced
- Heavy-duty, crush-proof solid brass couplings



Stock No.	I.D. (in)	Per Carton			UPC No.	
		Lgth.	Pack	Wt. Cube		
FXN5850	5/8	50	5	42	2.8	0 44882-30502 0
FXN5875	5/8	75	3	38	2.5	0 44882-30504 4
FXN58100	5/8	100	3	50	2.9	0 44882-30506 8
FXN3450	3/4	50	5	63	2.9	0 44882-30508 2
FXN3475	3/4	75	3	58	2.6	0 44882-30510 5

BEST QUALITY

Weather Beater

The Best Choice for Trouble-Free Watering

- Features Flex-Gard hose protector
- High burst strength
- Heavy-duty octagonal brass coupling
- Radial belted, double-reinforced



Stock No.	I.D. (in)	Per Carton			UPC No.	
		Lgth.	Pack	Wt. Cube		
WB5850	5/8	50	5	35	2.8	0 44882-31016 1
WB5875	5/8	75	3	39	2.5	0 44882-31018 5
WB58100	5/8	100	3	41	2.9	0 44882-31029 1

Hot Water Premium Rubber

For Taking the Heat Under Rugged Conditions

- Ideal for commercial use
- Withstands hot water up to 180° F
- High burst strength
- Heavy-duty brass couplings



Stock No.	I.D. (in)	Per Carton			UPC No.	
		Lgth.	Pack	Wt. Cube		
PH5825	5/8	25	5	26	2.0	0 44882-66485 1
PH5850	5/8	50	5	47	3.7	0 44882-66486 8
PH5875	5/8	75	3	42	2.6	0 44882-66487 5
PH3450	3/4	50	2	36	2.2	0 44882-66488 2

Contractor Grade Rubber & Vinyl

For 6-Ply Professional Performance

- Scuff-resistant outer jacket for professional use
- Deluxe nylon-reinforced construction
- High burst strength
- Machined crush-proof solid brass couplings



Stock No.	I.D. (in)	Per Carton			UPC No.	
		Lgt.	Pack	Wt. Cube		
CG5860	5/8	60	5	39	3.4	0 44882-44014 1
CG58100	5/8	100	3	32	2.9	0 44882-44012 7

BETTER QUALITY

All Weather

For Clear Value Under Any Conditions

- Unique clear cover over nylon-reinforced close knit
- High burst strength
- All-season flexibility
- Features EZ Gripper for easy connection
- Solid brass couplings



Stock No.	I.D. (in)	Per Carton			UPC No.	
		Lgth.	Pack	Wt. Cube		
FAW5850	5/8	50	5	35	2.8	0 44882-66437 0
FAW5875	5/8	75	3	32	2.5	0 44882-66441 7
FAW58100	5/8	100	3	42	2.9	0 44882-66448 6
FAW3450	3/4	50	5	45	2.9	0 44882-66455 4
FAW3475	3/4	75	3	40	2.6	0 44882-66463 9

SPECIALTY

Weep & Soak

The Ultimate Rubber Slow Soaker

- Non-clogging porous design
- Provides even soaking action above or below ground
- Builds stronger, healthier roots
- Efficient and environmentally friendly



Stock No.	I.D. (in)	Per Carton			UPC No.	
		Lgth.	Pack	Wt. Cube		
WS5850	5/8	50	5	32	2.8	0 44882-30115 2

3-Tube Sprinkler

First Class Flexibility for Sprinkling & Soaking

- Three tube configuration provides average 40' wide spray pattern
- White stripes can be positioned up for sprinkling, down for soaking
- Removable cap used for adding length or flushing mineral particles



Stock No.	I.D. (in)	Per Carton			UPC No.	
		Lgth.	Pack	Wt. Cube		
FS25	Capped	25	10	16	0.96	0 44882-67121 7
FS50	Capped	50	10	31	1.4	0 44882-67137 8

Hose/Accessories

Gilmour Group

Gilmour Group

SELECT-A-SPRAY NOZZLES

Metal Body Select-A-Spray Nozzle* - 584

- 4-position dial for spray pattern selection
 - Full action
 - Gentle shower
 - Sharp stream
 - Flat spray
- All brass valve stem with permanent adjusting nut
- Hold-open clip for continuous spraying
- Rust resistant stainless steel spring
- Self-adjusting "duck" packing for lifetime leakproof seal
- Heavy-duty die cast zinc body



* Standard USz - ASH hose thread available with BSP converter for export.

INSULATED & COMFORT GRIP NOZZLES

Insulated Pistol Grip Nozzle - 572

- Ideal for commercial or industrial use
- Insulated molded grip for spraying hot or cold water
- Brass head insert for maximum resistance to extremely hot water
- Solid brass valve stem with permanent adjusting nut
- Hold-open clip for continuous spraying
- Rust resistant stainless steel spring
- Self-adjusting "duck" packing for lifetime leakproof seal
- Heavy-duty, full-size, die cast zinc body



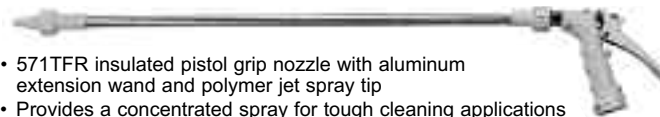
Insulated Pistol Grip Nozzle with Threaded Front - 572TFR

- Ideal for commercial or industrial use
- Insulated molded grip for spraying hot or cold water
- Male hose threaded front for attaching accessories
- Rubber head guard to protect threads
- Brass head insert for maximum resistance to extremely hot water
- Solid brass valve stem with permanent adjusting nut
- Hold-open clip for continuous spraying
- Rust resistant stainless steel spring
- Self-adjusting "duck" packing for lifetime leakproof seal
- Heavy-duty, full-size, die cast zinc body



Water Sweeper Nozzle - 571FWS

- 571TFR insulated pistol grip nozzle with aluminum extension wand and polymer jet spray tip
- Provides a concentrated spray for tough cleaning applications
- Extension wand is removable for standard nozzle use



PISTOL GRIP NOZZLES

Full Size Zinc Pistol Grip Nozzle - 573

- Solid brass valve stem with permanent adjusting nut
- Hold-open clip for continuous spraying
- Rust resistant stainless steel spring
- Self-adjusting "duck" packing for lifetime leakproof seal
- Heavy-duty, full-size, die cast zinc body



STRAIGHT NOZZLES

Solid Brass Twist Nozzle (Full Size) - 528

- All brass valve stem
- Four large openings at nozzle tip for full flow
- Replaceable front and rear O-ring seals for leakproof shut-off
- Precise tip angle eliminates side spray
- Adjustable from fine spray to needle stream to heavy rinse
- Fast 3 turns from closed to open
- Heavy-duty solid brass construction



Solid Brass Twist Nozzle (Mid-Size) - 529

- All brass valve stem
- Four large openings at nozzle tip for full flow
- Front and rear O-ring seals for leakproof shut-off
- Precise tip angle eliminates side spray
- Adjustable from fine spray to needle stream to heavy rinse
- Two turns from closed to open
- Heavy-duty solid brass construction



MENDERS & CONNECTORS

Nylon Menders and Couplings

- Premium nylon construction for maximum strength and durability
 - Patented impact resistant clamp design
 - Non-corroding high-grade stainless steel screws will not strip when tightened
 - Manufactured using highest level of quality control
 - Reusable, leakproof
 - For rubber or plastic hose



01HM/05HM Hose Menders

- 01HM hose mender fits all 5/8" or 3/4"
- 05HM hose mender fits all 7/16", 1/2" or 9/16"

01F/05F Female Couplings

- 01F fits all 5/8" to 3/4"
- 05F fits all 7/16", 1/2" or 9/16"

01M/05M Male Couplings

- 01M fits all 5/8" to 3/4"
- 05M fits all 7/16", 1/2" or 9/16"

Brass Hose Repair Couplers & Menders

- Recommended for rubber hot water hose

Male Coupler

Model No.	Description
C12HM	Mender for 1/2" hose
C12MF	Male & Female Couplers for 1/2" hose
C12F	Female Coupler for 1/2" hose
C12M	Male Coupler for 1/2" hose



Female Coupler

C34HM	Mender for 3/4" hose
C34MF	Male & Female Couplers for 3/4" hose
C34F	Female Coupler for 3/4" hose
C34M	Male Coupler for 3/4" hose



Mender

C58HM	Mender for 5/8" hose
C58MF	Male & Female Couplers for 5/8" hose
C58F	Female Coupler for 5/8" hose
C58M	Male Coupler for 5/8" hose



Gilmour Group/PowerTrack®

Brass Connectors

– For connecting threaded pipe and hose



Double Female Swivel

Model No.	Thread Size
5FPS7FH	1/2" NPT x 3/4" NH
7FPS7FH	3/4" NPT x 3/4" NH
7FHS7FH	Swivel 3/4" NH x 3/4" NH



Male (M) and Female (F)

Model No.	Thread Size
7MH5FP	3/4" NH (M) x 1/2" NPT (F)
7MP7FH	3/4" NPT (M) x 3/4" NH (F)
7MH7FP	3/4" NH (M) x 3/4" NPT (F)



Double Female

Model No.	Thread Size
5FP7FH	1/2" NPT x 3/4" NH
7FP7FH	3/4" NPT x 3/4" NH



Double Male

Model No.	Thread Size
7MH5MP	3/4" NH x 1/2" NPT
7MH7MP5P	3/4" NH x 3/4" NPT x 1/2" NPT (F)
7MH7MH	3/4" NH x 3/4" NH

NPT: National Pipe Thread NH: National Hose Thread

HOSE END ACCESSORIES

“Y” Polymer Shut-off Connector - 17

- Twin shut-off valves control water flow for two hoses
- Cap type valve handles resist breakage
- Longer legs prevent hose kinks at faucet
- Full ball and retainer rings reduce leakage, even at low pressure
- Durable, rustproof polymer construction
- Not recommended for hot water use



“Y” Zinc Shut-off Connector - 15

- Twin shut-off valves control water flow for two hoses
- Cap type valve handles resist breakage
- Longer legs prevent hose kinks at faucet
- Full ball and retainer rings reduce leakage, even at low pressure
- Rugged zinc die cast construction
- Withstands hot water temperatures to 160-degrees F



Rubber Hose Washers - 01RW

- Heavy-duty rubber construction
- 10 per package



Vinyl Hose Washers - 01CW

- Vinyl construction
- Available on unique tear-off sheets (Model No. 01CW) or in polymer bag with UPC# (Model No. 01CWBAG)



PowerTrack®

HYDRAULIC HOSE & FITTINGS:

R2T Wire Braid Reinforced Hydraulic Hose

SAE Two Wire Braid

- Recommended for: Medium pressure hydraulic oil lines. Meets or exceeds requirements of SAE 1002RAT.
- Tube: Black, oil resistant, synthetic rubber.
- Reinforcement: Two braids of high tensile steel wire.
- Cover: Black, oil and abrasion resistant, synthetic rubber.
- Temperature Rating: -40°F to 212°F constant/250°F intermittent.



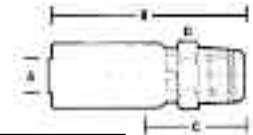
OSHA Approved
 No skiving required

Hose Size	Nominal Hose I.D. (in)	Nominal Wire O.D. (in)	Nominal Hose O.D. (in)	Working Pressure (PSI)	Burst Pressure (PSI)	Minimum Bend Radius (in)	Approx. Wt. (lbs per ft)
04	1/4	0.500	0.619	5000	20,000	4.00	0.25
05	5/16	0.563	0.682	4250	17,000	4.50	0.30
06	3/8	0.657	0.777	4000	16,000	5.00	0.36
08	1/2	0.781	0.908	3500	14,000	7.00	0.42
10	5/8	0.907	1.034	2750	11,000	8.00	0.53
12	3/4	1.063	1.190	2250	9,000	9.50	0.66
16	1	1.375	1.531	2000	8,000	12.00	0.99
20	1-1/4	1.750	1.953	1625	6,500	16.50	1.60
24	1-1/2	2.000	2.203	1250	5,000	20.00	1.69
32	2	2.500	2.703	1125	4,500	25.00	2.15

Recommended Coupling is the 50 Series Insert/22 Series Ferrule

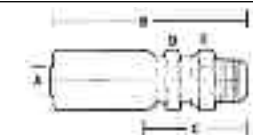
ONE-PIECE HYDRAULIC HOSE FITTINGS:

Couplings for use with SAE100R1AT/R2AT Hydraulic Hose



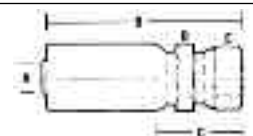
MALE PIPE NPTF RIGID

Part #	Hose		Dimensions (in)			
	I.D.	Thread	A	B	C	D
1PRMP-04-04	1/4	1/4 - 18	0.250	2.31	1.25	0.687
1PRMP-04-06	1/4	3/8 - 18	0.250	2.404	1.312	0.75
1PRMP-04-08	1/4	1/2 - 14	0.250	2.625	1.375	0.937
1PRMP-06-04	3/8	1/4 - 18	0.375	2.592	1.125	0.75
1PRMP-06-06	3/8	3/8 - 18	0.375	2.592	1.125	0.75
1PRMP-06-08	3/8	1/2 - 14	0.375	2.844	1.375	0.937
1PRMP-08-08	1/2	1/2 - 14	0.500	2.782	1.125	0.75
1PRMP-12-12	3/4	3/4 - 14	0.750	3.22	1.375	1.125
1PRMP-16-16	1	1 - 11-1/2	1.000	3.969	1.562	1.375



MALE PIPE SWIVEL

Part #	Hose		Dimensions (in)				
	I.D.	Thread	A	B	C	D	E
1PSMP-04-04	1/4	1/4 - 18	0.250	2.872	1.812	0.625	0.687
1PSMP-06-06	3/8	3/8 - 18	0.375	3.15	1.687	0.75	0.75
1PSMP-06-08	3/8	1/2 - 14	0.375	3.342	1.937	0.75	0.937
1PSMP-08-08	1/2	1/2 - 14	0.500	3.609	1.937	0.937	0.937
1PSMP-12-12	3/4	3/4 - 14	0.750	3.84	1	1.125	1.125
1PSMP-16-16	1	1 - 11-1/2	1.000	5.00	2.875	1.25	1.25



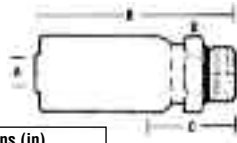
FEMALE PIPE SWIVEL

Part #	Hose		Dimensions (in)				
	I.D.	Thread	A	B	C	D	E
1PSFP-04-04	1/4	1/4 - 18	0.250	2.375	1.312	0.625	0.75
1PSFP-06-06	3/8	3/8 - 18	0.375	2.656	1.187	0.75	0.875
1PSFP-08-08	1/2	1/2 - 14	0.500	3.062	1.375	1	1

Hose/Accessories

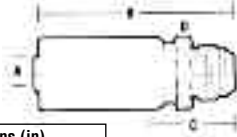
PowerTrack®

MALE BOSS O-RING RIGID



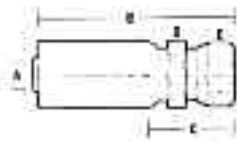
Part #	Hose I.D.	Thread	A	B	C	D
1PRMB-06-06	3/8	9/16 - 18	0.375	2.423	1	0.75
1PRMB-06-08	3/8	3/4 - 16	0.375	2.47	1.031	0.875
1PRMB-08-08	1/2	3/4 - 16	0.500	2.782	1.093	0.938
1PRMB-08-10	1/2	7/8 - 14	0.500	2.844	1.156	1.062

37° JIC MALE RIGID



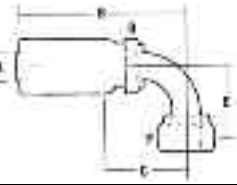
Part #	Hose I.D.	Thread	A	B	C	D
1PRMJ-04-04	1/4	7/16 - 20	0.250	2.3	1.250	0.625
1PRMJ-04-05	1/4	1/2 - 20	0.250	2.3	1.250	0.625
1PRMJ-06-06	3/8	9/16 - 18	0.375	2.588	1.125	0.75
1PRMJ-06-08	3/8	3/4 - 16	0.375	2.689	1.250	0.813
1PRMJ-08-08	1/2	3/4 - 16	0.500	2.876	1.250	0.875
1PRMJ-08-10	1/2	7/8 - 14	0.500	3.102	1.437	0.937
1PRMJ-12-12	3/4	1-1/16 - 12	0.750	3.322	1.500	1.125
1PRMJ-16-16	1	1-5/16 - 12	1.000	3.969	1.625	1.375

37° JIC FEMALE SWIVEL



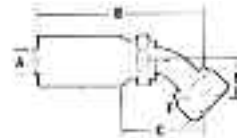
Part #	Hose I.D.	Thread	A	B	C	D	E
1PSFJ-04-04	1/4	7/16 - 20	0.250	2.531	1.437	0.625	0.625
1PSFJ-04-05	1/4	1/2 - 20	0.250	2.531	1.437	0.625	0.75
1PSFJ-04-06	1/4	9/16 - 18	0.250	2.531	1.437	0.625	0.75
1PSFJ-06-06	3/8	9/16 - 18	0.375	2.813	1.375	0.75	0.75
1PSFJ-06-08	3/8	3/4 - 16	0.375	2.813	1.375	0.75	0.937
1PSFJ-08-08	1/2	3/4 - 16	0.500	3.156	1.500	0.875	0.937
1PSFJ-08-10	1/2	7/8 - 14	0.500	3.156	1.500	0.875	1.062
1PSFJ-12-12	3/4	1-1/16 - 12	0.750	3.437	1.625	1.125	1.25
1PSFJ-16-16	1	1-5/16 - 12	1.000	4.062	1.687	1.500	1.500

37° JIC FEMALE 90° TUBE SWIVEL



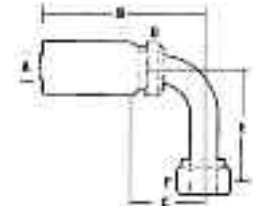
Part #	Hose I.D.	Thread	A	B	C	D	E	F
1PSFJ90-04-04	1/4	7/16 - 20	0.250	2.281	1.312	0.625	0.875	0.562
1PSFJ90-04-06	1/4	9/16 - 18	0.250	2.438	1.187	0.625	1.125	0.687
1PSFJ90-06-06	3/8	9/16 - 18	0.375	2.625	1.187	0.75	1.125	0.687
1PSFJ90-06-08	3/8	3/4 - 16	0.375	2.751	1.312	0.75	1.375	0.875
1PSFJ90-08-08	1/2	3/4 - 16	0.500	2.938	1.317	0.875	1.375	0.875
1PSFJ90-12-12	3/4	1-1/16 - 12	0.750	3.875	2.062	1.125	2.312	1.25
1PSFL90-16-16	1	1-5/16 - 12	1.000	4.75	2.312	1.500	2.500	1.500

37° JIC FEMALE 45° TUBE SWIVEL



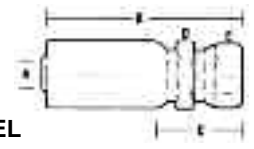
Hose Part #	I.D.	Thread	A	B	C	D	E	F
1PSFJ45-04-04	1/4	7/16 - 20	0.250	2.565	1.473	0.625	0.467	0.562
1PSFJ45-06-06	3/8	9/16 - 18	0.375	2.921	1.500	0.75	0.588	0.687
1PSFJ45-08-08	1/2	3/4 - 16	0.500	3.284	1.625	0.875	0.713	0.875
1PSFJ45-12-12	3/4	1-1/16 - 12	0.750	4.329	2.437	1.125	1.18	1.25
1PSFJ45-16-16	1	1-5/16 - 12	1.000	4.875	2.875	1.500	0.925	1.500

37° JIC FEMALE 90° TUBE SWIVEL LONG DROP



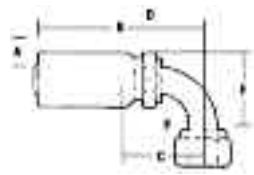
Hose Part #	Hose I.D.	Thread	A	B	C	D	E	F
1PSFJ90L-04-04	1/4	7/16 - 20	0.250	2.313	1.233	0.625	1.800	0.562
1PSFJ90L-06-06	3/8	9/16 - 18	0.375	2.743	1.431	0.75	2.180	0.687
1PSFJ90L-08-08	1/2	3/4 - 16	0.500	3.043	1.480	0.875	2.430	0.875
1PSFJ90L-12-12	3/4	1-1/16 - 12	0.750	3.777	2.021	1.125	3.730	1.25

O-RING FACE SEAL FEMALE SWIVEL



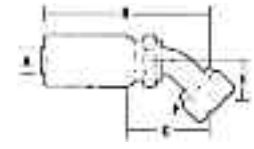
Part #	Hose I.D.	Thread	A	B	C	D	E
1PORFS-04-04	1/4	9/16 - 18	0.250	2.597	1.517	0.625	0.688
1PORFS-06-06	3/8	11/16 - 16	0.375	2.62	1.608	0.75	0.813
1PORFS-08-08	1/2	13/16 - 16	0.500	3.285	1.720	0.875	0.938
1PORFS-12-12	3/4	1-3/16 - 12	0.750	3.71	1.954	1.125	1.275
1PORFS-16-16	1	1-7/16 - 12	1.000	4.36	2.110	1.375	1.625

O-RING FACE SEAL FEMALE 90° TUBE SWIVEL



Part #	Hose I.D.	Thread	A	B	C	D	E	F
1PORFS90-04-04	1/4	9/16 - 18	0.250	2.313	1.233	0.625	0.779	0.688
1PORFS90-06-06	3/8	11/16 - 16	0.375	2.743	1.431	0.75	0.902	0.813
1PORFS90-08-08	1/2	13/16 - 16	0.500	3.043	1.480	0.875	1.15	0.938
1PORFS90-12-12	3/4	1-3/16 - 12	0.750	3.777	2.021	1.125	1.882	1.375

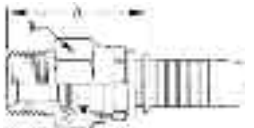
O-RING FACE SEAL FEMALE 45° TUBE SWIVEL



Hose Part #	I.D.	Thread	A	B	C	D	E	F
1PORFS45-04-04	1/4	9/16 - 18	0.250	2.551	1.473	0.625	0.409	0.688
1PORFS45-06-06	3/8	11/16 - 16	0.375	2.825	1.513	0.75	0.429	0.813
1PORFS45-08-08	1/2	13/16 - 16	0.500	3.315	1.752	0.875	0.59	0.938
1PORFS45-12-12	3/4	1-3/16 - 12	0.750	4.329	2.572	1.125	0.831	1.375

TWO-PIECE HYDRAULIC HOSE FITTINGS:

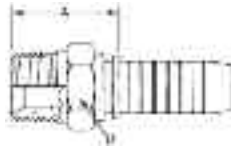
500990 Series - NPT SWIVEL MALE



Part No.	Hose Bore (in)	Thread Size	B Hexagon A/F (in)	A Cut-Off Lgth. (mm)
500990-04-04	1/4	1/4" - 18 NPT	11/16	46.5
500990-06-06	3/8	3/8" - 18 NPT	7/8	50.0
500990-08-08	1/2	1/2" - 14 NPT	1	56.5
500990-12-12	3/4	3/4" - 14 NPT	1-5/16	58.0

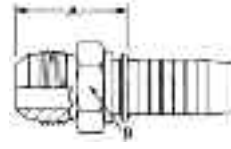
27
Hose/
Accessories

PowerTrack®



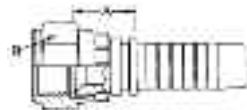
500170 Series— NPT MALE

Part No.	Hose Bore (in)	Thread Size	B Hexagon A/F (in)	A Cut-Off Lgth. (mm)
500170-02-04	1/4	1/8" - 27 NPT	7/16	22.5
500170-04-04	1/4	1/4" - 18 NPT	9/16	27.0
500170-04-06	3/8	1/4" - 18 NPT	9/16	24.0
500170-06-04	1/4	3/8" - 18 NPT	11/16	28.0
500170-06-05	5/16	3/8" - 18 NPT	11/16	28.0
500170-06-06	3/8	3/8" - 18 NPT	11/16	28.0
500170-06-08	1/2	3/8" - 18 NPT	11/16	25.5
500170-08-06	3/8	1/2" - 14 NPT	7/8	34.0
500170-08-08	1/2	1/2" - 14 NPT	7/8	35.0
500170-12-12	3/4	3/4" - 14 NPT	7-1/8	38.0
500170-16-16	1	1" - 11-1/2 NPT	1-3/8	45.0
500170-20-20	1-1/4	1-1/4" - 11-1/2 NPT	1-3/4	48.0
500170-24-24	1-1/2	1-1/2" - 11-1/2 NPT	2	50.0
500170-32-32	2	2" - 11-1/2 NPT	2-3/4	52.0



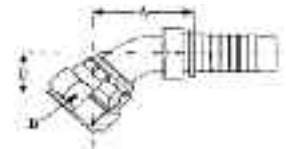
500200 Series – JIC MALE

Part No.	Hose Bore (in)	Thread Size	B Hexagon A/F (in)	A Cut-Off Lgth. (mm)
500200-04-04	1/4	7/16" - 20 UNF	9/16	23.5
500200-05-04	1/4	1/2" - 20 UNF	5/8	28.0
500200-05-05	5/16	1/2" - 20 UNF	5/8	28.0
500200-06-04	1/4	9/16" - 18 UNF	11/16	28.0
500200-06-06	3/8	9/16" - 18 UNF	11/16	28.0
500200-08-06	3/8	3/4" - 16 UNF	7/8	32.0
500200-08-08	1/2	3/4" - 16 UNF	7/8	29.5
500200-10-08	1/2	7/8" - 14 UNF	1	36.5
500200-10-10	5/8	7/8" - 14 UNF	1	36.5
500200-12-08	1/2	1-1/16" - 12 UN	1-1/8	40.5
500200-12-10	5/8	1-1/16" - 12 UN	1-1/8	40.5
500200-12-12	3/4	1-1/16" - 12 UN	1-1/8	41.0
500200-14-12	3/4	1-3/16" - 12 UN	1-1/4	41.5
500200-16-12	3/4	1-5/16" - 12 UN	1-3/8	43.5
500200-16-16	1	1-5/16" - 12 UN	1-3/8	44.0
500200-20-20	1-1/4	1-5/8" - 12 UN	1-3/4	47.5



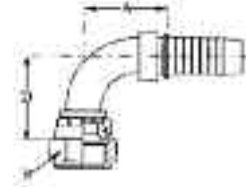
A50005 Series – JIC FEMALE

Part No.	Hose Bore (in)	Thread Size	B Hexagon A/F (in)	A Cut-Off Lgth. (mm)
A50005-04-04	1/4	7/16" - 20 UNF	5/8	15.5
A50005-05-04	1/4	1/2" - 20 UNF	11/16	16.0
A50005-05-05	5/16	1/2" - 20 UNF	11/16	16.5
A50005-06-04	1/4	9/16" - 18 UNF	11/16	17.0
A50005-06-05	5/16	9/16" - 18 UNF	11/16	17.5
A50005-06-06	3/8	9/16" - 18 UNF	11/16	17.5
A50005-08-06	3/8	3/4" - 16 UNF	15/16	19.0
A50005-08-08	1/2	3/4" - 16 UNF	15/16	20.0
A50005-10-08	1/2	7/8" - 14 UN	1-1/16	21.0
A50005-10-10	5/8	7/8" - 14 UN	1-1/16	20.5
A50005-12-08	1/2	1-1/16" - 12 UN	1-1/4	22.0
A50005-12-10	5/8	1-1/16" - 12 UN	1-1/4	21.5
A50005-12-12	3/4	1-1/16" - 12 UN	1-1/4	22.5
A50005-14-12	3/4	1-3/16" - 12 UN	1-3/8	22.5
A50005-16-12	3/4	1-5/16" - 12 UN	1-1/2	24.0
A50005-16-16	1	1-5/16" - 12 UN	1-1/2	24.5
A50005-20-20	1-1/4	1-5/8" - 12 UN	2	25.5
A50005-24-24	1-1/2	1-7/8" - 12 UN	2-1/4	28.0
A50005-32-32	2	2-1/2" - 12 UN	1-7/8	29.0



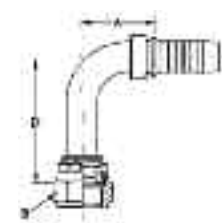
A50064 Series – JIC FEMALE 45° ELBOW

Part No.	Hose Bore (in)	Thread Size	B Hexagon A/F (in)	D Drop Lgth. (mm)	A Cut-Off Lgth. (mm)
A50064-04-04	1/4	7/16" - 20 UNF	5/8	15.5	30.5
A50064-05-04	1/4	1/2" - 20 UNF	11/16	12.5	27.0
A50064-06-04	1/4	9/16" - 18 UNF	11/16	18.0	34.0
A50064-06-06	3/8	9/16" - 18 UNF	11/16	18.0	35.0
A50064-08-06	3/8	3/4" - 16 UNF	15/16	21.0	40.0
A50064-08-08	1/2	3/4" - 16 UNF	15/16	21.0	40.0
A50064-10-08	1/2	7/8" - 14 UNF	1-1/16	17.5	37.0
A50064-10-10	5/8	7/8" - 14 UNF	1-1/16	23.0	44.5
A50064-12-10	5/8	1-1/16" - 12 UN	1-1/4	21.0	44.5
A50064-12-12	3/4	1-1/16" - 12 UN	1-1/4	21.0	44.5
A50064-14-12	3/4	1-3/16" - 12 UN	1-3/8	22.5	46.0
A50064-16-12	3/4	1-5/16" - 12 UN	1-1/2	22.5	46.0
A50064-16-16	1	1-5/16" - 12 UN	1-1/2	25.0	54.0
A50064-20-20	1-1/4	1-5/8" - 12 UN	2-1/4	28.0	61.0
A50064-24-24	1-1/2	1-7/8" - 12 UN	1-7/8	38.5	76.0



A50054 Series – JIC FEMALE 90° ELBOW - STANDARD DROP

Part No.	Hose Bore (in)	Thread Size	B Hexagon A/F (in)	D Drop Lgth. (mm)	A Cut-Off Lgth. (mm)
A50054-04-03	3/16	7/16" - 20 UNF	5/8	28.0	25.0
A50054-04-04	1/4	7/16" - 20 UNF	5/8	28.0	25.0
A50054-05-04	1/4	1/2" - 20 UNF	11/16	23.0	25.0
A50054-05-05	5/16	1/2" - 20 UNF	11/16	31.0	27.5
A50054-06-04	1/4	9/16" - 18 UNF	11/16	34.0	25.0
A50054-06-05	5/16	9/16" - 18 UNF	11/16	33.0	25.5
A50054-06-06	3/8	9/16" - 18 UNF	11/16	34.0	29.5
A50054-08-06	3/8	3/4" - 16 UNF	15/16	41.0	29.5
A50054-08-08	1/2	3/4" - 16 UNF	15/16	40.5	35.5
A50054-10-08	1/2	7/8" - 14 UNF	1-1/16	46.5	35.5
A50054-10-10	5/8	7/8" - 14 UNF	1-1/16	46.5	40.5
A50054-12-10	5/8	1-1/16" - 12 UN	1-1/4	46.5	40.5
A50054-12-12	3/4	1-1/16" - 12 UN	1-1/4	46.5	46.0
A50054-14-12	3/4	1-3/16" - 12 UN	1-3/8	48.0	46.0
A50054-16-12	3/4	1-5/16" - 12 UN	1-1/2	48.0	46.0
A50054-16-16	1	1-5/16" - 12 UN	1-1/2	57.5	58.0
A50054-20-20	1-1/4	1-5/8" - 12 UN	2	67.5	68.0
A50054-24-24	1-1/2	1-7/8" - 12 UN	2-1/4	87.5	78.0



A50055 Series – JIC FEMALE 90° ELBOW - LONG DROP

Part No.	Hose Bore (in)	Thread Size	B Hexagon A/F (in)	D Drop Lgth. (mm)	A Cut-Off Lgth. (mm)
A50055-04-04	1/4	7/16" - 20 UNF	5/8	49.0	25.0
A50055-06-04	1/4	9/16" - 18 UNF	11/16	49.0	25.0
A50055-06-06	3/8	9/16" - 18 UNF	11/16	64.0	29.5
A50055-08-06	3/8	3/4" - 16 UNF	15/16	64.0	29.5
A50055-08-08	1/2	3/4" - 16 UNF	15/16	74.0	35.5
A50055-10-08	1/2	7/8" - 14 UNF	1-1/16	74.0	35.5
A50055-10-10	5/8	7/8" - 14 UNF	1-1/16	85.0	40.5
A50055-12-10	5/8	1-1/16" - 12 UN	1-1/4	85.0	40.5
A50055-12-12	3/4	1-1/16" - 12 UN	1-1/4	89.0	46.0
A50055-16-16	1	1-5/16" - 12 UN	1-1/2	106.5	58.0

Hose/Accessories


Reelcraft

Reelcraft

Series 4000 O (Open)

Spring Driven Hose Reels

The ideal reel for all general air or water applications. The series 4000 reel incorporates contemporary engineering and manufacturing techniques to give trouble free performance. Reels are all steel construction and compact for applications with critical space requirements. All Reelcraft reels have a full flow shaft and swivel to assure maximum product delivery. The standard low pressure hose is for air or water service only. The basic reel without hose can be used for air, water or oil. Consult factory for other products and hoses.



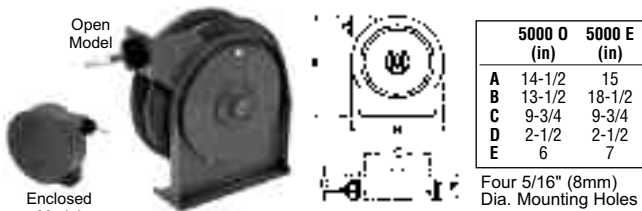
MODELS W/HOSE			HOSE CAPACITY			MODELS W/O HOSE		
Low Pressure Air/Water Reels Max. Temp. 150° F - Reel inlet is 3/8" NPTF (F)								
Model	Wt. (lbs)	Pressure (psi)	I.D. (in)	O.D. (in)	Lgth. (ft)	Model	Wt. (lbs)	Pressure (psi)
4420 OLP	20	300	1/4	.500	20	4400 OLP	18	500
4425 OLP	20	300	1/4	.500	25	4400 OLP	18	500
4435 OLP	21	300	1/4	.500	35	4400 OLP	18	500
4617 OLP	21	300	3/8	.640	17	4600 OLP	18	500
4625 OLP	22	300	3/8	.640	25	4600 OLP	18	500

Low pressure hose reels furnished standard with PVC hose.

Series 5000 O (Open)/5000 E (Enclosed)

Spring Driven Hose Reels

The 5000 Series reel incorporates contemporary engineering and manufacturing techniques to give trouble free performance. Reels are all steel construction and compact for applications with critical space requirements. All Reelcraft reels have a full flow shaft and swivel to assure maximum product delivery. The standard low pressure hose is for air or water service only. The basic reel without hose can be used for air, water or oil. Consult factory for other products and hoses.



Series 5000 E reels are the same as 5000 O reels except **E Series reels are fully enclosed**. To order, change the model number suffix letter O to E, Example, 5430 OHP becomes 5430 EHP Add 8 lbs. to open reel weight.

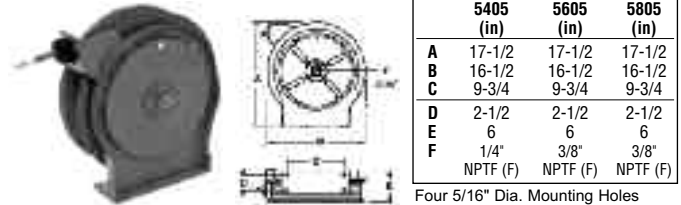
MODELS W/HOSE			HOSE CAPACITY			MODELS W/O HOSE		
Model	Wt. (lbs)	Pressure (psi)	I.D. (in)	O.D. (in)	Lgth. (ft)	Model	Wt. (lbs)	Pressure (psi)
Low Pressure Air/Water Reels Max. Temp. 150° F - Reel inlet is 3/8" NPTF (F)								
5450 OLP	29	300	1/4	.500	50	5400 OLP	23	500
5635 OLP	28	300	3/8	.640	35	5600 OLP	23	500
A5825 OLP	30	300	1/2	.781	25	A5800 OLP	25	500
Medium Pressure Oil Reels Max. Temp. 210° F - Reel inlet is 3/8" NPTF (F)								
5435 OMP	31	2750	1/4	.530	35	5400 OMP	26	3000
5630 OMP	33	2250	3/8	.780	30	5600 OMP	26	3000
A5825 OMP	34	2000	1/2	.820	25	A5800 OMP	27	3000
High Pressure Grease Reels Max. Temp. 210° F - Reel inlet is 1/4" NPTF (F)								
5430 OHP	34	5000	1/4	.590	30	5400 OHP	26	9000
5625 OHP	34	4000	3/8	.750	25	5600 OHP	26	9000

Low pressure reels furnished standard with PVC hose.
Medium pressure reels furnished standard with S.A.E. 100 R1T one wire braid hose.
High pressure reels furnished standard with S.A.E. 100 R2T two wire braid hose, suitable for grease applications only.

Series 5005 O (Open)

Spring Driven Hose Reels

The 5005 Series reel incorporates contemporary engineering and manufacturing techniques to give trouble free performance. Reels are all steel construction and compact for applications with critical space requirements. All Reelcraft reels have a full flow shaft and swivel to assure maximum product delivery. The standard low pressure hose is for air or water service only. The basic reel without hose can be used for air, water or oil. Consult factory for other products and hoses.



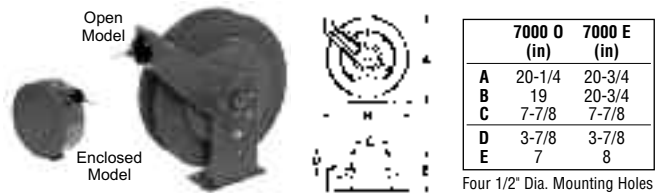
MODELS W/HOSE			HOSE CAP.			MODELS W/O HOSE		
Model	Wt. (lbs)	Pressure (psi)	I.D. (in)	O.D. (in)	Lgth. (ft)	Model	Wt. (lbs)	Pressure (psi)
Low Pressure Air & Water Hose Reels Max. Temp. 150° F - Reel inlet see dimension box								
5650 OLP	40	300	3/8	.640	50	5605 OLP	32	500
A5835 OLP	39	300	1/2	.781	35	A5805 OLP	32	500
Medium Pressure Oil Reels Max. Temp. 210° F - Reel inlet 3/8" NPTF (F)								
A5835 OMP	42	2250	1/2	.820	35	A5805 OMP	32	3000
High Pressure Grease Reels Max. Temp. 210° F - Reel inlet 1/4" NPTF (M)								
5435 OHP	42	5000	1/4	.590	35	5405 OHP	32	9000

Low pressure reels furnished standard with PVC hose.
Medium pressure reels furnished standard with S.A.E. 100 R1T one wire braid hose.
High pressure reels furnished standard with S.A.E. 100 R2T two wire braid hose, suitable for grease applications only.

Series 7000 O (Open)/7000 E (Enclosed)

Spring Driven Hose Reels

The 7000 Series incorporates contemporary engineering and manufacturing techniques to give trouble free performance. Reels are all steel construction and compact for applications with critical space requirements. All Reelcraft reels have a full flow shaft and swivel to assure maximum product delivery. The standard low pressure hose is for air or water service only. The basic reel without hose can be used for air, water or oil. Consult factory for other products and hoses.



Series 7000 E reels are the same as 7000 O reels except **E Series reels are fully enclosed**. To order, change the model number suffix letter O to E, Example, 7650 OHP becomes 7650 EHP. Add 17 lbs. to open reel weight.

- continues -

Reelcraft

Series 7000 O/7000 E (continued)

MODELS W/HOSE			HOSE CAP.			MODELS W/O HOSE		
Model	Wt. (lbs)	Pressure (psi)	I.D. (in)	O.D. (in)	Lgth (ft)	Model	Wt. (lbs)	Pressure (psi)
Low Pressure Hose Reels Max. Temp. 150° F - Reel inlet 1/2" NPTF (F)								
7650 OLP	53	300	3/8	.688	50	7600 OLP	43	500
7670 OLP	57	300	3/8	.688	70	7600 OLP	43	500
7850 OLP	57	300	1/2	.844	50	7800 OLP	43	500
7925 OLP †	59	250	3/4	1.188	25	7900 OLP †	48	500
7925 OLP †*	59	200	3/4	1.188	25	F7900 OLP †	48	500
<i>Low pressure reels furnished standard with PVC hose. * Series F7925 OLP supplied with fuel grade hose. † Reel Inlet 3/4" NPTF (F)</i>								
Medium Pressure Reels Max. Temp. 210° F - Reel inlet 1/2" NPTF (F)								
7650 OMP	58	2250	3/8	.690	50	7600 OMP	46	3000
			3/8	.590	66	7600 OMP55	46	3000
7850 OMP	61	2000	1/2	.815	50	7800 OMP	46	3000
<i>Medium pressure reels furnished standard with S.A.E. 100 R1T one wire braid hose.</i>								
High Pressure Reels Max. Temp. 210° F - Reel inlet 1/4" NPTF (F)								
7450 OHP	59	5000	1/4	.590	50	7400 OHP	46	9000
7650 OHP	65	4000	3/8	.750	50	7600 OHP	46	9000
<i>High pressure reels furnished standard with S.A.E. 100 R2T two wire braid hose, suitable for grease applications only.</i>								

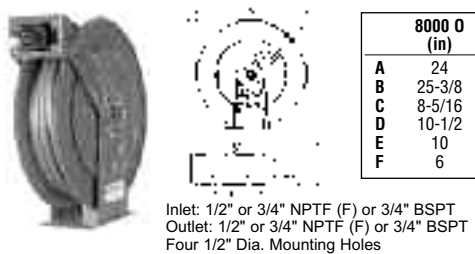
Series 8000 O (Open)

Spring Driven Hose Reels

The 8000 O Series reel is the most compact 3/4" x 50' hose reel available. The reel holds up to 50' of 3/4" I.D. hose or will accommodate up to 100' of 1/2" I.D. hose.

The 8000 O Series Features:

- Sealed ball bearing 3/4" swivel union requires minimum torque and assures smooth hose retraction and full flow.
- Dual ball bearing spool support bearings.
- Designed and tooled for automated manufacturing.
- Three-in-one heat treated aluminum casting incorporates main shaft, ratchet, spring arbor and outlet plumbing in one piece casting.
- Containerized drive spring.
- Hose anti-latch out feature. Eliminates hose lock out.
- Durable baked on powder coat finish. Each component is painted individually.
- Dual Pedestal base and guide arm design, structurally reinforced.
- Guide arm is field adjustable for wall, ceiling, or truck mounting positions.



8000 O (in)	
A	24
B	25-3/8
C	8-5/16
D	10-1/2
E	10
F	6

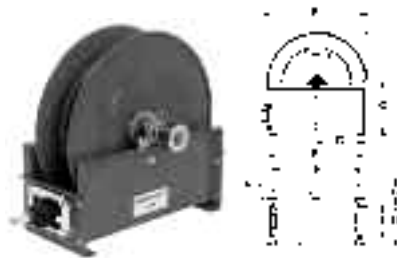
Inlet: 1/2" or 3/4" NPTF (F) or 3/4" BSPT
Outlet: 1/2" or 3/4" NPTF (F) or 3/4" BSPT
Four 1/2" Dia. Mounting Holes

MODELS W/HOSE			HOSE CAP.			MODELS W/O HOSE		
Model	Wt. (lbs)	Pressure (psi)	I.D. (in)	O.D. (in)	Lgth. (ft)	Model	Wt. (lbs)	Pressure (psi)
Low Pressure Hose Reels Max. Temp. 150° F w/hose - 210° F w/o hose								
82075 OLP	92	300	1/2	.845	75	82000 OLP	77	500
82100 OLP	97	300	1/2	.845	100	82000 OLP	77	500
83050 OLP	89	250	3/4	1.188	50	83000 OLP	74	500
Medium Pressure Hose Reels Max. Temp. 210° F								
82075 OMP	102	2000	1/2	.815	75	82000 OMP	80	1500
83050 OMP	99	1250	3/4	1.188	50	83000 OMP	77	1500
<i>Low pressure reels furnished standard with PVC hose.</i>								

Series D9000 O (Open)/FE9000 O (Open)

Spring Driven Hose Reels

Twin Pedestal reels for high volume air, water, fuel & petroleum requirements. This reel is ideal for portable service trucks as well as permanent service or plant work areas. Basic reels without hose will handle air, water or oil, consult the factory for other applications.



	D9000 (in)	FE9000 (in)
A	26-1/4	26-1/4
B	26-1/4	26-1/4
C	13-3/4	13-3/4
D	12-1/8	12-1/8
E	24-1/4	24-1/4
F	22-1/4	22-1/8
G	3-3/4	7
H	12	17-1/2
J	7-3/4	13-1/2
K	2-3/4	7-1/2

Four 7/16" Dia. Mounting Holes
Series D9000 not available enclosed

MODELS W/HOSE			HOSE CAPACITY			MODELS W/O HOSE		
Model	Wt. (lbs)	Pressure (psi)	I.D. (in)	O.D. (in)	Lgth. (ft)	Model	Wt. (lbs)	Pressure (psi)
Low Pressure Hose Reels Max. Temp. 150° F - Reel Inlet is NPTF (F) & Matches hose I.D.								
D9299 OLP	127	300	1/2	.844	100	D9200 OLP	115	500
D9350 OLP	140	250	3/4	1.188	50	D9300 OLP	115	500
FD9350 OLP*	140	200	3/4	1.188	50	FD9300 OLP	115	500
D9375 OLP	152	250	3/4	1.188	75	D9300 OLP	115	500
D9450 OLP	157	250	1	1.500	50	D9400 OLP	115	500
FD9450 OLP*	157	200	1	1.500	50	FD9400 OLP	115	500
Not available w/hose.			1-1/4	1.750	50	FE9500 OLP BW	125	500
Not available w/hose.			1-1/2	2.000	50	FE9600 OLP BW	125	500
<i>*Models equipped with fuel oil hose.</i>								
Med. Pressure Hose Reels Max. Temp. 210° F - Reel Inlet is NPTF (F) & Matches hose I.D.								
D9275 OMP	131	2000	1/2	.815	75	D9200 OMP	117	3000
D9350 OMP	142	1250	3/4	1.188	50	D9300 OMP	117	3000
<i>Medium pressure reels furnished standard with S.A.E. 100 R1T one wire braid hose.</i>								
High Pressure Hose Reels Max. Temp. 210° F - Reel Inlet is NPTF (F) & Matches hose I.D.								
D9175 OHP	153	4000	3/8	.750	75	D9100 OHP	118	9000
<i>High pressure reels furnished standard with S.A.E. 100 R2T Two wire braid hose, suitable for grease applications only.</i>								

Series 4000 & 5000

Electric Cord Reels (Open)

(For indoor non-weather tight applications only)

Electric Cord Reel Features:

- Spring Retractable with latch.
- Compact for critical space requirements.
- Engineered for industrial use.
- Durable abrasion and corrosion resistant baked on powder coat finish.
- Wall, ceiling or bench mount.
- All models supplied with cord are complete with 4-5 (approx.) foot pigtail & three prong plug.
- Adjustable cord stop.

Incandescent Hand Lamps:

- Style #1 - Head has single receptacle tool tap, push thru switch and metal grounded guard.
- Style #5 - Rubber handle with vinyl coated cage, without switch or receptacle for non-sparking applications. Automatic on/off switch at reel guide arm. Complies with NEC #511-3-f., Portable lighting equipment. Meets OSHA requirements.

Fluorescent Light Features:

- Energy efficient, uses less electricity than an incandescent light for the same amount of lumens.
- Remains cool, safer when handling.
- Style #2 - Durable shock absorbing lamp holder and shatter resistant tube with switch.
- Style #6 - Explosion Proof 13 watt fluorescent hand lamp with automatic on/off switch at reel guide arm. Hand lamp suitable for Class 1, group C & D locations. Reel is not explosion proof.

- continues -

Hose/Accessories

Reelcraft

Series 4000 & 5000 (continued)

Outlet Receptacles:



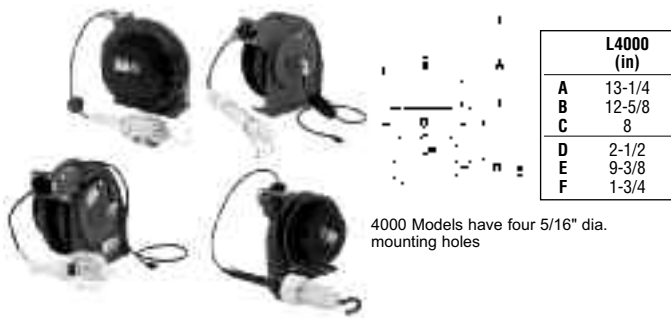
- Style #3 - single 15 AMP receptacle with clamp type strain relief.
- Style #4 - Male rubber plug used with recreational vehicles (RV's).
- Style #7 - Metal outlet Box with dual 20 AMP receptacles and GFCI protection with flip-top lid. (see description)

Style #7 - GFCI:

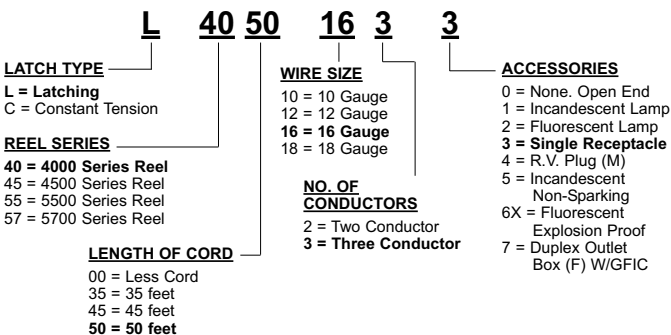
The GFCI Receptacle is designed to protect people from the line-to-ground shock hazards which could occur from defective power tools or appliances operating from this device or from downline outlets protected by it.

Note:The Ground Fault Circuit interrupter does not protect against short circuits or overloads. This is the function of the fuse or circuit breaker.

! Caution: Persons with heart problems or other conditions which make them susceptible to electric shock may still be injured by ground faults on circuits protected by the GFCI Receptacle. There is no safety device yet designed that will protect against all hazards or carelessly handled electrical equipment.



Series 4000 & 5000 Electric Cord Reel Part No. Information:



- continues -

Series 4000 & 5000 (continued)

Light Cord Reel Selection Chart
(for indoor non-weather tight applications only)

Model No.	Hand Lamp	Cord Specifications					AMPS	Wt. (lbs)
		AWG	No. Cond.	Length (ft)	Type	VOLTS		
L 4035 163 1	*Incandescent	16	3	35	SJTO	115	15	22
L 4050 163 1	*Incandescent	16	3	50	SJTO	115	15	23
L 4035 162 2	Fluorescent	16	2	35	SJTO	115	0.3	23
L 4050 162 2	Fluorescent	16	2	50	SJTO	115	0.3	24
L 4035 A 163 5	*Incandescent	16	3	35	SJO	115	15	25
L 5245 A 163 6X	Fluorescent	16	3	45	SO	115	0.3	32

All models 115 Volt 60 HZ Single Phase only. *Incandescent Bulb 75 Watt maximum.

Power Cord & Cable Reel Selection Chart
(for indoor non-weather tight applications only)

Model No.	Accessory	Cord Specifications					AMPS	Wt. (lbs)
		AWG	No. Cond.	Length (ft)	Type	VOLTS		
L 4035 163 3	Single receptacle	16	3	35	SJTO	115	15	22
L 4050 163 3	Single receptacle	16	3	50	SJTO	115	15	23
L 4545 123 3	Single receptacle	12	3	45	SJO	115	15	23
L 5550 123 3	Single receptacle	12	3	50	SO	115	15	38
L 5750 103 4	R.V. Plug	10	3	50	SO	115	35	47
L 4545 123 7	Duplex Outlet Box w/GFCI (F)	12	3	45	SJO	115	20	30
L 5550 123 7	Duplex Outlet Box w/GFCI (F)	12	3	50	SO	115	20	40

Reel Selection Chart - Reels Less Cord or Cable
(for indoor use only)

Model No.	Reel less Elec. Cord	Reel Capacities (reels are less cord)					AMPS	Wt. (lbs)
		AWG	No. Cond.	Lgth (ft)	Type	VOLTS		
L 4000	Reel less Elec. Cord	16	3	50	SJO	115	25	20
L 4100	Reel less Elec. Cord	16	4	40	SJO	115	25	20
L 4500	Reel less Elec. Cord	12	3	45	SJO	115	25	20
L 5000	Reel less Elec. Cord	10	3	35	SO	115	35	30
L 5400	Reel less Elec. Cord	12	3	35	SO	115	25	25
L 5500	Reel less Elec. Cord	12	3	50	SO	115	25	32
L 5700	Reel less Elec. Cord	10	3	50	SO	115	35	37

All models UL listed at 115 Volt 60 HZ Single Phase only. For indoor use only.

Bumper Assemblies For Cord Reels

Part No.	Outside Dia. Of Cord	Gauge/Conductors No. of Conductors
600193	.320 - .530	16/3
1-HR1004-A	.438 - .624	12/3
600267	.645	10/3
1-HR1004	.625 - .749	12/3
3-HR1004-A	1.060 - 1.300	6/4