

Ridgid

No. 418 Oiler

Pump Assembly

- 50% more oil per stroke than other hand-held oilers for longer die life.
- An ergonomic 2-finger trigger design that reduces user fatigue.
- Die cast, heavy-duty body with swivel nozzle with no exposed parts for longer life.

Heavy Duty Reservoir

- The 418 oiler features a patented fastenerless twist and lock drip pan that easily locks in place.
- The material withstands abrasion, is lighter than metal and does not rust.
- The reservoir will not crack or leak.
- Material is so strong that under normal use, no dents will form on impact or shape changes will occur over time. As a result, the drip pan will fit squarely on the reservoir time after time.
- Integral molded body eliminates leaks at the hose-reservoir connection.
- 50% more oil per stroke than other hand-held oilers for longer die life.



Cat. No.	Model No.	Description	Wt. (lbs)
10883	418	Hand operated oiler complete, includes 1-gallon thread cutting oil, bucket with removable chip tray, and 54' hose.	20.5
72342	402	Hand operated oiler with attachment for 1 gallon and 5-gallon containers and 54' hose.	2.5
72332	#4	Hand operated oiler only.	1.25
72327	#4	Hand operated oiler with 54' hose and hose fittings.	2.25

Model 535 Threading Machine

Pipe Capacity: 1/8"-2", 2-1/2"-4", 4"-6" with 141 and 161 geared threaders

Bolt Capacity: 1/4"-2"

The Model 535 maintains the ruggedness of the industry workhorse while adding the features that makes the threading operation more productive. A large chip tray and oil reservoir make the 535 ideal for longer uninterrupted threading. The 535 features a high clearance carriage making the threading operation easier and a generous top cover area that is ideal for keeping tools and work related materials handy. The 535 is designed around maximum uptime with the upgrades that matter most to the pipe working professional. Users also benefit from the part commonality between the 535, the 535A Automatic and other RIDGID equipment.



Features

- Large 1.75 gallon oil tray.
- 100% larger chip tray.
- Generous top cover for keeping tools and fittings handy.
- High clearance carriage.
- Speed chuck with rocker-action jaws centers and grips work piece instantly.
- Can be used with geared threaders Models 141 and 161.
- Uses Model 816/817 semiautomatic, Model 815A self-opening or Model 811A quick-opening die heads.
- Length gauge for quick, accurate cut-off.
- Approved by CSA to CSA and UL standards (115V only).

Motor: 1/2 HP, single-phase, 115V, 50/60 Hz, 15 amp reversible universal motor. (36 RPM)

Switches: FOR/OFF/REV and Integral safety foot switch.

Chuck: Speed Chuck™ with replaceable rocker-action jaw inserts (3).

Rear Centering Device: Cam-action, turns with chuck.

Cutters: Self-centering, full-floating. Two models available:

- One Standard. No. 820 Wheel-Type Cutter, pipe capacity 1/8"-2", bolt capacity 1/4"-1".
- Two Optional. No. 821 Blade-Type cutter, pipe capacity 1/2"-2". See ordering chart.

Spindle Speed: 36 RPM standard (no load), 54 RPM model also available.

Reamer: 5-flute cone, RH, 1/8"-2" (3mm-50mm).

Oil Pump: Self-priming gerotor oil pump.

RH/LH combination reamer available.

Standard Equipment

- One No. 811A universal, quick-opening die head.
- One set 1/2"-3/4" universal alloy dies.
- One set 1"-2" universal alloy dies.
- One No. 820 cutter.
- One No. 341 reamer.
- One gallon of premium extreme performance thread cutting oil.
- Four hex wrenches.
- One spare E-1032 cutter wheel.

Standard Machines

Cat. No.	Model No.	Description 115V 25-60 Hz	Cutter Model	RPM	Volt	Wt. (lbs)
93287	535	1/2" - 2" NPT	820	36	115V	260
96497	535	Machine Only	820	36	115V	245
96502	535	1/2" - 2" NPT	820	54	115V	260
230V 25-60 Hz						
96507	535	1/2" - 2" NPT	820	36	230V	260

International Standard Machines

Cat. No.	Model No.	Description 230V 25-60 Hz	Cutter Model	RPM	Volt	Wt. (lbs)
96512	535	1/2" - 2" BSPT	820	36	230V	260

Machines listed as 1/2" - 2" include Standard Equipment. Machine only includes Standard Equipment less all Die Heads and Dies. All machines have 25-60 Hz Universal 1/2 HP single-phase motors.

Note: NPT Dies are for NPT Die Heads only. BSPT Dies are for BSPT Die Heads only. Please use Catalog item Nos. when ordering. High-Speed Dies are recommended for use with machines having an RPM of 54 or more.


Accessories:

- Die Heads & Dies
- Die Head Racks
- Stands - Three Models Available
- Thread Cutting Oil
- Nipple Chuck

NOTE: These three stands can be used with Power Threading Models: 535, 300 Compact, 1822-I & 1224.



No. 100A



No. 150A



No. 200A

Machine Accessories

Cat. No.	Model No.	Description	Wt. (lbs)
42365	341	Reamer	6-3/4
42390	820	Wheel-Type Cutter	8-1/2
97365	-	Jaw Inserts for Coated Pipe	1/2
92457	100A	Universal Leg & Tray Stand*	75
92462	150A	Universal Wheel & Tray Stand*	103
92467	200A	Universal Wheel & Cabinet Stand*	104
58007	-	Machine stand adapter bracket for 535's built before 1996.*	17
96517	MJ-1	535M Left Hand Threading Kit	3-1/2
42415	768	Drive Link Assembly	2-1/2
42405	844	Drive Bar	5-3/4
51005	819	Nipple Chuck Complete 1/2" - 2"	10-1/2
84537	816	1/8" - 3/4" Semi-automatic Die Head	13
84532	817	1" - 2" Semi-automatic Die Head	13
41620	-	Gearhead Motor Grease	1

*To attach a pre 1996 Model 535 to a Model 100, 150, or 200 Stand a #58007 Adapter Kit must be used.

Hand Tools

Ridgid

Model 1210 Oil-less Threading Machine

Pipe Capacity: 1/2" – 1".

The RIDGID® Model 1210 Oil-less Threading Machine offers an unbeatable combination of portability and clean operation in a rugged package designed for job-site threading. With the Model 1210, you can thread virtually anywhere: in basements, on roof-tops, even in finished rooms! Thread where you install and save time and effort.

Features:

- Oil-less operation provides clean, cool, virtually dry thread.
- Light-weight, portable design-only 59lbs.
- Oil-less Gold Dies™ produce superior quality threads.
- Self-contained with all the tools needed to cut, ream and thread.
- Compact foot switch with integral storage clip.
- Two carrying handles.
- CSA Approved.
- Approved to UL Standards (NRTLCL).

Technical Specifications:

Motor: 1/2 HP, 115V universal 50/60 Hz.

Motor Control: Heavy-Duty Toggle ON/OFF with integral Foot Switch.

Spindle Speed: 25 RPM right hand operation.

Chuck: Hammer-type with replaceable inserts; cam action rear chuck.


Coolant System: Through-the-head with integral coolant reservoir; self-priming gerotor pump; 20 oz. reservoir capacity.

Cutter: Model 354.

Reamer: Model 334.

Standard Equipment:

- Model 1210 Oil-less Threading Machine with Foot Switch
- 1 - Model 610 Quick-Open Die Head
- 1 - Model 334 Reamer
- 1 - Model 354 Cutter with Cutter Wheel
- 1 - Set 1/2" – 3/4" Oil-less Gold Dies
- 1 - Set 1" Oil-less Gold Dies
- 1 - Quart Thread Cutting Coolant



Model 1215 Threading Machine

Capacity:

Pipe: 1/4" - 1-1/2"

Bolt: 5/16" - 1"

Features:

- Compact, lightweight design
- One piece aluminum housing
- Two easy to use carrying handles
- Integral footswitch hanger
- Powerful motor and transmission
- Through die head oiling
- Adjustable oil flow control
- CSA Approved
- Approved to UL Standards(NRTLCL)



Technical Specifications:

Motor: 1/2 HP universal motor 50/60Hz

Motor Control: On/off heavy duty switch and integral foot switch

Spindle Speed: 44 RPM right hand operation

Front Chuck: Hammer type with replaceable rocker action jaw inserts

Rear Centering Device: Cam action

Cutter: Model 732

Reamer: Model 344, 1/4 – 1-1/2"

Oiling: Through die head adjustable

Pump: Self-priming constant flow, gerotor type

Standard Equipment:

- 1 - No. 811A Quick Opening Die Head
- 1 - Set 1/2" – 3/4" Universal Alloy NPT Dies
- 1 - Set 1" – 1-1/2" Universal Alloy NPT Dies
- 1 - No. 344 Five Fluted Reamer 1/4" – 1-1/2"
- 1 - No. 732 Cutter with Cutter Wheel
- 1 - Gallon Nu-Clear Oil

Accessories:

- Model 1203 Mounting Stand
- Model 531 1/4" – 1" Bolt Die Head
- Model 1219 Nipple Chuck 1/2" – 1-1/2"

Cat. No.	Model No.	Description	Wt. (lbs)
61142	1215	1/2" – 1-1/2" NPT, 115V, 60Hz	69

Machine Accessories

Cat. No.	Model No.	Description	Wt. (lbs)
61187	1203	Tripod Stand	15
62457	1219	Nipple Chuck, NPT	5-3/4
97045	531	Bolt Die Head 1/4" - 1"	7-1/2
84537	816	1/8" - 3/4" Semi-automatic Die Head	13
84532	817	1"-2" Semi-Automatic Die Head	13
41620	-	Gearhead Motor Grease	1

Please Note: The Model 1210 is warranted for use only with RIDGID Thread Cutting Coolant and RIDGID Oil-less Gold Dies. RIDGID Thread Cutting Coolant and RIDGID Oil-less Gold Dies are not for use with any other RIDGID threading equipment.

Cat. No.	Model No.	Description	Wt. (lbs)
Machines			
67872	1210	1/2" – 1" NPT, 115V, 50/60Hz	59
Die Heads			
67817	610	1/2" – 1" NPT, Quick-Opening, RH	11
Dies			
67807	-	1/2" – 3/4" NPT Oil-less Gold, RH	1
67812	-	1" NPT Oil-less Gold, RH	1
Coolant			
30693	-	1 Qt. Thread Cutting Coolant	2
Stands			
67822	120	Folding Stand	12
Lubricant			
41620	-	Gearhead Grease	1

Ridgid

Model 300 Compact Threading Machine

Capacity:
Pipe: 1/8" – 2"
Bolt: 1/4" – 2"

- Features:**
- Heavy-Duty Proven Performance
 - Lightweight, Portable Design
 - Fast Transport and Set-Up
 - Self-Contained Oil System with adjustable flow
 - Versatility for Threading and Grooving
 - Quieter Operation
 - CSA Approved
 - Approved to UL Standards (NRTLCL)



300 Compact shown with optional Model 250 Folding Wheel Stand

Technical Specifications:

Motor: 1/2 HP 115V universal 50/60 Hz

Motor Control: Heavy duty rotary FOR/OFF/REV with integral foot switch

Spindle Speed: 38 RPM (52 RPM available)

Chuck: Hammer-type with replaceable, rocker-action jaw inserts

Oiling System: Through-the-head, with integral oil reservoir. Self-priming, constant-flow, gerotor pump.

Cutter: Model 360, roll-type cutoff, self-centering, full-floating.

Reamer: Model 344, 1/8" – 2", five flute cone, right hand only.

Standard Equipment:

- Model 300 Compact Threading Machine
- 1 - No. 811 A Quick-opening die head
- 1 - No. 344 Reamer
- 1 - No. 360 Cutter with E-1032 Cutter Wheel
- 1 Set 1/2" – 3/4" Alloy Universal Dies
- 1 set 1" – 2" Alloy Universal Dies
- 1 Gallon Nu-Clear Threading Cutting Oil

Cat. No.	Model No.	Description	Wt. (lbs)
Machines			
66947	300 Compact	1/2" – 2" NPT, 115V, 50/60 Hz	115
67182	300 Compact Kit	1/2" – 2" NPT, 115V, 50/60 Hz – includes Model 250 Folding Wheel Stand	160
73447	300 Compact	52RPM 1/2"–2" NPT, 115V, 50/60 Hz	115
75602	300 Compact Kit	52RPM 1/2"–2" NPT, 115V, 50/60 Hz – includes Model 250 Folding Wheel Stand	160
58752	300 Compact	1/2" – 2" BSPT, 230V, 50/60 Hz (Aust. Only)	115
58757	300 Compact	1/2" – 2" NPT, 230V, 50/60 Hz (Export Only)	115
Die Heads			
97075	815A	1/8" – 2" NPT, Self-Opening, RH	13
97065	811A	1/8" – 2" NPT, Quick-Opening, RH	13
97045	531	1/4" – 1" Bolt, Quick-Opening, RH/LH	8
97050	532	1-1/4" – 2" Bolt, Quick-Opening, RH/LH	9
84537	816	1/8" – 3/4" Semi-Automatic Die Head	13
84532	817	1" – 2" Semi-Automatic Die Head	13
Accessories			
67662	–	916 Groover Adapter Bracket for 300 Power Drive version of 916	30
51005	819	Nipple Chuck, 1/2" – 2" NPT	10.5
41620	–	Gearhead Motor Grease	1
Stands			
67657	250	Folding Wheel Stand	45
92457	100A	Universal Leg & Tray Stand	75
92462	150A	Universal Wheel & Tray Stand	103
92467	200A	Universal Wheel & Cabinet Stand	164

Die Heads for 2" Threading Machines/Die Head Racks

Die Head Differences

- Self-Opening - Automatic release for repeatable number of threads.
- Quick-Opening - Manual release for user-specified thread lengths.
- Bolt - Specially for bolt threader.
- Mono - Dedicated to a specific size of thread.
- Semi-Automatic - Can be quickly adjusted from size to size with manual release.

Cat. No.	Model No.	Die Head Description	How Opened	Thread Direction	Oil Thru Head	Dies Used	Pipe Cap.	Bolt Cap.	Used On	Wt. (lbs)
Machine NPT Die Head										
97065	811A	Universal	Q.O.	RH	Yes	Univ.	1/8 – 2	1/4 – 2	*	12-1/2
97075	815A	Universal	S.O.	RH	Yes	Univ.	1/8 – 2	1/4 – 2	*	13
84537	816	Universal	S.A.	RH	Yes	Univ.	1/8 - 3/4	–	*	13
84532	817	Universal	S.A.	RH	Yes	Univ.	1-2	–	*	13
23282	842	Universal	Q.O.	LH	Yes	Univ.	1/8 – 2	–	*	12-1/2
10491	555	555	Q.O.	RH	Yes	Dual/Bolt	1/8 – 3/4	–	*	8
Machine BSPT Die Heads										
97070	811A	British Universal	Q.O.	RH	Yes	Univ.	1/8 – 2	1/4 – 2	*	12-1/2
97080	815A	British Universal	S.O.	RH	Yes	Univ.	1/8 – 2	1/4 – 2	*	13
23297	856	British Universal	S.O.	LH	Yes	Univ.	1/8 – 2	–	*	12-1/2
Machine Bolt Die Heads										
97045	531	Bolt	Q.O.	RH/LH	Yes	500B	–	1/4 – 1	*	7-1/2
97050	532	Bolt	Q.O.	RH/LH	Yes	500B	–	1-1/8 – 2	*	9
Machine Mono Die Heads										
42047	500A	Mono	Q.O.	RH	Yes	Mono	1/8	–	*	6-3/4
42052	500A	Mono	Q.O.	RH	Yes	Mono	1/4	–	*	7
42057	500A	Mono	Q.O.	RH	Yes	Mono	3/8	–	*	7
42062	500A	Mono	Q.O.	RH	Yes	Mono	1/2	–	*	7-1/4
42067	500A	Mono	Q.O.	RH	Yes	Mono	3/4	–	*	7-1/4
42072	500A	Mono	Q.O.	RH	Yes	Mono	1	–	*	8
42077	500A	Mono	Q.O.	RH	Yes	Mono	1-1/4	–	*	8
42082	500A	Mono	Q.O.	RH	Yes	Mono	1-1/2	–	*	8-1/2
42087	500A	Mono	Q.O.	RH	Yes	Mono	2	–	*	8-1/2



No. 815A Self-Opening Die Head

No. 811A Quick-Opening Die Head



No. 532 Bolt Die Head

Mono Die Head



No. 816/817 Semi-Automatic Die Head

Die Head Racks For All Machine Die Heads

Cat. No.	Model No.	Description	Weight (lbs)
42485	4U	4 Heads	8-1/2
42490	6U	6 Heads	12-1/2

* 535-535A-1822 Machines and 300 and 300-A w/carriage.
Q.O. = Quick-Opening – Manually flip throwout lever to retract dies when thread length is cut.
S.A. = Semi Automatic (Dies retract automatically on depressing handle)
S.O. = Self-Opening – Trigger foot automatically retracts dies when thread length is cut.
No. 811A Die Head replaces the No. 811 and No. 841 Die Heads.
No. 815A Die Head replaces the No. 815 and No. 845 Die Heads.
No. 500A Die Heads replace the No. 500 Mono Die Heads.
No. 555 Die Head replaces No. 515.
Note: British Die Heads use British Dies only.
Note: 531 and 532 Die Heads replace 500B Die Head.
Individual Machine Die Heads do not include dies.

Hand Tools

Ridgid

Pipe Dies for Machine Die Heads

Pipe Dies for use in Universal Die Heads (Nos. 504A, 711, 713, 811A, 815A, 816, 817 and 842)

		(NPT)				(NPSM)			
		Nominal Pipe Size - Threads Per Inch				Nominal Pipe Size - Threads Per Inch			
Die Material or Type		1/8"-27	1/4"-3/8"-18	1/2"-3/4"-14	1"-2"-11-1/2	1/8"-27	1/4"-3/8"-18	1/2"-3/4"-14	1"-2"-11-1/2
Alloy	RH	47735	47740	47745	47750	-	-	-	-
High-Speed	RH	47755	47760	47765	47770	47845	47850	47855	47860
High-Speed	†LH	39587	47810	47815	47820	-	-	-	-
H.S. for Stainless Steel	RH	47775	47780	47785	47790	-	-	-	-
H.S. for Cast Iron	RH	-	-	-	70740	-	-	-	-
H.S. for PVC	RH	-	-	70745	70750	-	-	-	-
H.S. for Plastic coated Pipe	RH	-	-	50012	31822	-	-	-	-

† Requires left hand model die head.

Pipe Dies for use in British Universal Die Heads (Nos. 504A, 811A, 815A, 856, 911 and 913)

		(BSPT)				(BSPP)			
		Nominal Pipe Size - Threads Per Inch				Nominal Pipe Size - Threads Per Inch			
Die Material or Type		1/8"-28	1/4"-3/8"-19	1/2"-3/4"-14	1"-2"-11	1/8"-28	1/4"-3/8"-19	1/2"-3/4"-14	1"-2"-11
Alloy	RH	*66655	*66660	*66665	*66670	-	-	-	-
Alloy	†LH	-	*66720	*66725	*66730	-	-	-	-
High-Speed	RH	*66750	*66755	*66760	*66765	*66795	*66800	*66805	*66810
H.S. for Stainless Steel	RH	*66770	*66775	*66780	*66785	*66815	-	*66825	*66830
H.S. for PVC	RH	-	-	*70755	*70760	-	-	-	-
H.S. for PE-Coated	RH	-	-	*34007	-	-	-	-	-

* Requires British Model Die Head. † Requires left hand model die head.

Conduit Dies for Universal Die Heads

		(ISO)		(BEC)		
		Nominal Conduit Size Pitch in mm		Nominal Conduit Size-Threads Per Inch		
Die Material or Type		16-32mm-1.5	40-63mm-1.5	1/2"-5/8"-18	3/4"-1-1/4"-16	1-1/2"-2-1/2"-14
Alloy	RH	50645	50650	66700	66705	66710

Pipe Dies for use in 500A Mono Die Heads

		Nominal Pipe Size - Threads Per Inch								
Die Material or Type		1/8"-27	1/4"-18	3/8"-18	1/2"-14	3/4"-14	1"-11-1/2	1-1/4"-11-1/2	1-1/2"-11-1/2	2"-11-1/2
(NPT)										
High-Speed	RH	50700	50705	50710	50715	50720	50725	50730	50735	50740
H.S. for Stainless Steel	RH	50745	50750	50755	50760	50765	50770	50775	50780	50785
(NPSM)										
High-Speed	RH	-	-	-	50895	50900	50905	50910	50915	50920

Pipe Dies for 1/4"-3/8" dual Die Heads (No. 502)

		(NPT)
		Nominal Pipe - Threads Per Inch
Die Material or Type		1/4"-3/8"-18 TPI
High-Speed	RH	47940

Pipe Dies for Nos. 514 (LH), 515 (RH), 555 (RH), and 1/2"-3/4" Dual Die Heads

		(NPT)			(BSPT)	
		Nominal Pipe - Threads Per Inch			Nominal Pipe - Threads Per Inch	
Die Material or Type		1/8"-27	1/4"-3/8"-18	1/2"-3/4"-14	1/4"-3/8"-19	1/2"-3/4"-14
Alloy	RH	47870	47875	47880	66955	66880
High-Speed	RH	47885	47890	47895	66905	66910
H.S. for Stainless Steel	RH	47900	47905	47910	-	66920

Pipe Dies for No.424 and 415 Die Head

		(NPT)	(NPSM)
		Pipe Size-TPI	Pipe Size-
Die Material or Type		2-1/2"-3" x 8 TPI	2-1/2"-4" x 8 TPI
H.S.	RH	99545	94220

Dies for Rebar, for use in 500B, 531, 532, 541 and 542 Die Head

Cat. No.		Cat. Nos.	
UNC		UNC	
RH High-Speed	Rebar Size - TPI	RH High-Speed	Rebar Size - TPI
34077	3/8"-16	85850	1"-8
34082	1/2"-13	79120	1-1/8"-7
34087	5/8"-11	85855	1-3/8"-6
34092	3/4"-10		

Ridgid

Bolt Dies for Machine Heads

Bolt Dies for Universal Die Heads

(Nos. 504A, 711, 811A, 815A, 816, 817 and 911 Die Heads)

(UNC)		(UNF)		(BSW)	
Rod Size - TPI	RH High-Speed	Rod Size - TPI	RH High-Speed	Rod Size - RH TPI	RH High-Speed
1/4"-20	48215	1/4"-28	48295	1/4"-20	*67880
5/16"-18	48220	5/16"-24	-	5/16"-18	*67885
3/8"-16	48225	3/8"-24	48305	3/8"-16	*67890
7/16"-14	48230	7/16"-20	48310	7/16"-14	-
1/2"-13	48235	1/2"-20	48315	1/2"-12	*67900
9/16"-12	48240	9/16"-18	48320	9/16"-12	*67905
5/8"-11	48245	5/8"-18	48325	5/8"-11	*67910
3/4"-10	48250	3/4"-16	48330	3/4"-10	*67915
7/8"-9	48255	7/8"-14	48335	7/8"-9	67920
1"-8	48260	1"-14NS	48340	1"-8	*67925
1-1/8"-7	48265	1"-12	48375	1-1/8"-7	-
1-1/4"-7	48270	1-1/8"-12	48345	1-1/4"-7	*67935
1-3/8"-6	48275	1-1/4"-12	48350	1-3/8"-6	-
1-1/2"-6	48280	1-3/8"-12	48355	1-1/2"-6	*67945
1-3/4"-5	48285	1-1/2"-12	48360	1-3/4"-5	-
2"-4-1/2	48290	-	-	2"-4-1/2	67955

* Requires British Model Die Head.

Bolt Dies for 500B, 532 and 542 Die Heads

(8 UN)	
Rod Size - TPI	RH High-Speed
1-1/8"-8	49215
1-1/4"-8	49220
1-3/8"-8	49225
1-1/2"-8	49230
1-3/4"-8	49240
1-7/8"	49245
2"-8	49250
(12 UN)	
2"-12	49345

Bolt Dies for 500B and 531, 532, 541 and 542 Die Heads

(UNC)			(UNF)	
Rod Size - TPI	RH High-Speed	LH High-Speed	Rod Size - TPI	RH High-Speed
1/4"-20	48605	-	1/4"-28	48690
5/16"-18	48610	48915	5/16"-24	48695
3/8"-16	48615	48920	3/8"-24	48700
7/16"-14	48620	48925	7/16"-20	48705
1/2"-13	48625	48930	1/2"-20	48710
9/16"-12	48630	48935	9/16"-18	48715
5/8"-11	48635	48940	5/8"-18	48720
3/4"-10	48640	48945	3/4"-16	48725
7/8"-9	48645	48950	7/8"-14	48730
1"-8	48650	48955	1"-12	48735
1-1/8"-7	48655	48960	1"-14NS	49305
1-1/4"-7	48660	48965	1-1/8"-12	48740
1-3/8"-6	48665	48970	1-1/4"-12	48745
1-1/2"-6	48670	48975	1-3/8"-12	-
1-3/4"-5	48675	-	1-1/2"-12	48755
2"-4-1/2	48680	48985	-	-

For use w/
531, 541
and 500B
1/4" - 1"
Die Heads

For use w/
532, 542,
and 500B
1-1/8" - 2"
Die Heads

(UNC)	
Rod Size - TPI	RH High-Speed
1/4"-20	-
5/16"-18	-
3/8"-16	67615
7/16"-14	67620
1/2"-12	67625
9/16"-12	-
5/8"-11	67635
3/4"-10	67640
7/8"-9	67645
1"-8	67650
1-1/8"-7	67655
1-1/4"-7	67660
1-3/8"-6	67665
1-1/2"-6	-
1-5/8"-5	67675
1-3/4"-5	-
1-7/8"-4-1/2	67685
2"-4-1/2	-

For use w/
531, 541
and 500B
1/4" - 1"
Die Heads

For use w/
532, 542,
and 500B
1-1/8" - 2"
Die Heads

Acme		(S.I.) Series A Metric			Series B Metric		(ISO) Int'l. Stands. Organ.	
Rod Size - TPI	RH High-Speed	Rod Size - Thread Pitch In. mm	RH High-Speed	LH High-Speed	Rod Size - Thread Pitch In. mm	RH High-Speed	Rod Size - Thread Pitch In. mm	RH High-Speed
-	-	M6-1.0	49795	49845	-	-	M6-1.0	50040
-	-	M7-1.0	-	49850	-	-	M7-1.0	-
-	-	M8-1.25	49805	-	-	-	M8-1.25	50050
-	-	M9-1.25	-	-	-	-	M9-1.25	-
-	-	M10-1.5	49815	-	M10-1.0	50560	M10-1.5	50060
-	-	M11-1.5	49820	49870	-	-	M11-1.5	-
3/4"-6	49610	M12-1.75	49825	49875	M12-1.5	85865	M12-1.75	50070
-	-	M14-2.0	49830	-	M14-1.5	-	M14-2.0	50075
-	-	M16-2.0	49835	-	M16-1.5	50575	M16-2.0	50080
-	-	M18-2.5	49840	49890	-	-	M18-2.5	50085
-	-	M20-2.5	50480	49895	M20-1.5	50585	M20-2.5	50090
-	-	M22-2.5	50485	49900	M22-1.5	50590	M22-2.5	50095
1"-5	49585	M24-3.0	50490	49905	M24-2.0	85870	M24-3.0	50100
-	-	M25-3.0	50495	-	-	-	M27-3.0	50105
1-1/16"-5	-	M26-3.0	-	-	-	-	M30-3.5	50110
-	-	M27-3.0	50500	-	M27-2.0	-	M33-3.5	50115
-	-	M30-3.5	50505	49915	M30-2.0	-	M36-4.0	50120
1-1/4"-5	49600	M33-3.5	50510	-	-	-	M39-4.0	50125
-	-	M36-4.0	50515	49925	-	-	M42-4.5	50130
1-3/8"-4	-	M39-4.0	50520	49930	-	-	M45-4.5	-
-	-	M42-4.5	50525	-	-	-	M48-5.0	50140
-	-	M45-4.5	50530	-	-	-	M52-5.0	-
-	-	M48-5.0	50540	-	-	-	-	-
-	-	M50-5.0	50545	-	-	-	-	-
-	-	M52-5.0	50550	-	-	-	-	-

For use w/
531, 541
and 500B
1/4" - 1"
Die Heads

For use w/
532, 542,
and 500B
1-1/8" - 2"
Die Heads

Hand Tools

Ridgid

Model 1224 Threading Machine

Capacity:

Pipe: 1/4" – 4"
4" – 6" with 161 Geared Threader
Bolt: 1/4" - 2"

Features

- Threads 1/4" – 2" pipe at 36 RPM and 2-1/2" – 4" at 12 RPM.
- The 1224 threads a wide range of pipe including black, galvanized and plastic-coated pipe, together with stainless steel, IMC and heavy-wall conduit, as well as rod up to 30 Rockwell C.
- An induction motor helps insure sound levels well within the limits set by the regulating authorities.
- A special capacitor-start/capacitor-run motor allows the 1224 to thread a full range of material where voltage drop is experienced.
- 1/4" – 2" Universal Die Head; 2-1/2" – 4" receding die head allows cutting of tapered or straight NPT/NPSM or BSPT/BSPP threads.
- Constant and proper lubrication of dies and workpiece with through-head oiling.
- CSA Approved



Shown on optional Model 200 Cabinet Stand

Technical Specifications

Motor: 1-1/2 HP single-phase, 60 Hz or 50 Hz, induction type.

Motor Control: Reverse/off/forward, heavy-duty rotary-type and integral foot switch.

Spindle Speed: 36/12 RPM.

Gear Box: Two-speed gear box 3:1 ratio.

Chuck: Hammer-type with replaceable rocker-action jaw inserts.

Rear Centering Device: Cam-action.

Cutter: Model 764 full-floating, self-centering 1/4" – 4" with F-229 cutter wheel.

Reamer: Model 744, 1/4" – 4" blade-type.

Oiling: Through-die head.

Pump: Self-priming, geroter-type, automatic reversing, constant-flow.

STANDARD EQUIPMENT

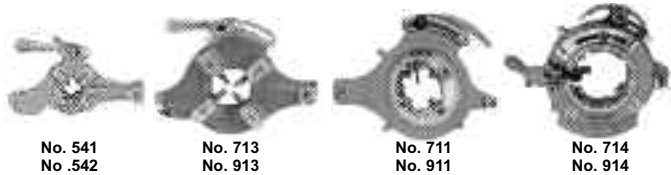
- Model No. 1224 threading machine with foot switch
 1 - No. 714 (914) 2 1/2"- 4" receding self-opening die head.
 1 - No. 711 (911) 1/4"- 2" universal self-opening die head.
 1 - Set 1/2"- 3/4" universal alloy dies.
 1 - Set 1" - 2" universal alloy dies.
 1 - Set 2 1/2"- 4" 1224 high-speed dies.
 1 - No. 764 cutter.
 1 - No. 744 reamer.
 1 - Spare F-229 cutter wheel.
 1 - Gallon Nu-Clear oil.
 3 - Hex keys.
 1 - 3/4" combination wrench.
 1 - Tool box.

Cat. No.	Model No.	Description	Wt. (lbs)
26092	1224	1/2 - 4 NPT 120V 60Hz	509
26097	1224	1/2 - 4 NPT 240V 60Hz	509
26127	1224	1/2 - 4 BSPT 120V 60Hz	509
26112	1224	1/2 - 4 BSPT 115V 50Hz	509
26122	1224	1/2 - 4 BSPT 240V 60Hz	509
26107	1224	1/2 - 4 BSPT 220V 50Hz	509
26102	1224	1/2 - 4 BSPT GS 220V 50Hz	526
31442	1224	1/2 - 4 NPT 220V 50Hz	509

Stands

Cat. No.	Model No.	Description	Wt. (lbs)
92457	100A	Universal Leg & Tray Stand	75
92462	150A	Universal Wheel & Tray Stand	103
92467	200A	Universal Wheel & Cabinet Stand	164
67657	250	Folding Wheel Stand	45
22563	-	Steel Cabinet	42

Power Threading/Model 1224



Die Heads for Model 1224

Cat No	Model No	Description	Capacity (in)	Weight (lb)
26132	711	Universal Self-Opening R.H. NPT	1/4 - 2	12-1/2
26142	713	Universal Quick-Opening L.H. NPT	1/4 - 2	12-1/2
26152	714	Receding Self-Opening R.H. NPT	2-1/2 - 4	30
26137	911	Universal Self-Opening R.H. BSPT	1/4 - 2	12-1/2
26147	913	Universal Quick-Opening L.H. BSPT	1/4 - 2	12-1/2
26157	914	Receding Self-Opening R.H. BSPT	2-1/2 - 4	30
26162	541	Quick-Opening Bolt L.H./R.H.	1/4 - 1	7-1/2
26167	542	Quick-Opening Bolt L.H./R.H.	1-1/8 - 2	9-1/2
55447	725	Cut-Grooving Die Head	2-1/2 - 4	30
57497	-	2 1/2"-3 1/2" Grooving Die Set	2-1/2 - 3/12	2
57507	-	2 1/2"-3 1/2" Grooving Bit only	-	-
57492	-	4" Grooving Die Set	4	2
57502	-	4" Grooving Bit only	-	-
55452	766	Blade Type Cutter	3/4 - 4	21
58712	-	Cut-Off Tool Bit	-	-

Note: Die Heads do not include dies. All Die Heads are through-head oiling.

Pipe Dies 2-1/2 - 4"

Cat No	Model No	Capacity (in)	Weight (lb)
26192	1224 H.S. Dies NPT	2-1/2 - 4	2-1/4
33642	1224 H.S. Dies BSPT	2-1/2 - 4	2-1/4
31827	1224 H.S. NPT Dies for Plastic-Coated Pipe	2-1/2 - 4	2-1/4
31832	1224 H.S. BSPT Dies for Plastic-Coated Pipe	2-1/2 - 4	2-1/4
32237	1224 H.S. Dies NPT for PVC	2-1/2 - 4	2
32242	1224 H.S. Dies BSPT for PVC	2-1/2 - 4	2
33057	1224 H.S. Dies NPT for Stainless Steel	2-1/2 - 4	2
33072	1224 45° Beveling Dies	2-1/2 - 4	2
33077	1224 37 1/2° Beveling Dies	2-1/2 - 4	2
44992	1224 Bevel Guide Set	2-1/2 - 4	2
44997	1224 37 1/2° Bevel Bit Only	-	-
45002	1224 45° Bevel Bit Only	-	-

Note: NPSM threads are made with NPT dies by adjusting the die head. See manual for details.

Accessories

Cat No	Model No	Description	Capacity (in)	Weight (lb)
26212	764	1/4"-4" Wheel-Type Cutter	-	-
26217	744	1/4"-4" Blade-Type Reamer	-	-
34577	-	1/4"-4" Reamer Blade	-	-
26187	-	Jaw Insert and Roll Set for PE-Coated Pipe	-	-
51005	819	Nipple Chuck	1/2- 2	10-1/2
34157	419	Nipple Chuck 2 1/2" NPT	-	-
34162	419	Nipple Chuck 3" NPT	-	-
34167	419	Nipple Chuck 4" NPT	-	-
34172	419	Nipple Chuck 21/2" BSPT	-	-
34177	419	Nipple Chuck 3" BSPT	-	-
34182	419	Nipple Chuck 4" BSPT	-	-
61122	840A	Universal Drive Shaft	-	-
26707	-	Gear Grease (1224 & 1822)	-	-

Ridgid

819 Nipple Chuck Kit

- Holds short or close nipples for threading.
- For use with 300 Power Drive, 535 and 1822 (with adapter kit) and 1224 Threading Machines.
- Standard Nipple Chuck includes insert and 5 adapters: 1/2", 3/4", 1", 1-1/4" & 1-1/2". (Nipple Chuck body serves as 2" Adapter.)



Cat. No.	Model No.	Description	Wt. (lbs)
51005	819	NPT Nipple Chuck 1/2" - 2"	10
68160	819	BSPT Nipple Chuck 1/2" - 2"	10
51020	D-380-X	Nipple Chuck Wrench	1/4
35867	839	Adapter Kit for 1822 Machine	16-1/2
62457	1219	NPT Nipple Chuck for 1215	5-3/4
62462	1219	BSPT Nipple Chuck for 1215	5-3/4

Pipe Adapters

For use with No. 819 Nipple Chuck to allow close nipple threading of all sizes of pipe smaller than 2 inches.

Size (in)	NPT Standard		BSPT Standard		Wt. (lbs)
	Cat. No.	Model No.	Cat. No.	Model No.	
1/8	51040	E-729	-	-	1/2
1/4	51045	E-730	68195	E-730-B	1/2
3/8	51050	E-731	68200	E-731-B	1/2
1/2	51055	E-732	68165	E-732-B	1/2
3/4	51060	E-733	68170	E-733-B	1/2
1	51065	E-734	68175	E-734-B	1/2
1-1/4	51070	E-735	68180	E-735-B	1/2
1-1/2	51075	E-736	68185	E-736-B	1/2

Beveling Dies

For beveling pipe prior to welding. A set of beveling dies consists of three guide segments and one cutting segment.

Cat No.	Description	Pipe Size (in)	Used in Die Head	Wt
52192	37 1/2° Bevel Die Set	1/2-3/4	Universal	1
50960	37 1/2° Bevel Die Set	1-2	Universal	1
52202	45° Bevel Die Set	1/2-3/4	Universal	1
50965	45° Bevel Die Set	1-2	Universal	1

Cut Grooving Dies

To cut groove pipe for mechanical type couplings, consult chart for sizes and die head information.

Cat No.	Description	Pipe Size (in)	Used in Die Head	Wt
52217	Grooving Die Set	1/2-3/4	Universal	1
50985	Grooving Die Set	1-2	Universal	1

Note: 2 1/2-4 Beveling Dies are available for the No. 1224 threading Machine. See accessories for No. 1224. Note: Universal Dies fit all Universal Die Heads.

PIPE FABRICATION

Roll Groover/Model No. 915

The new RIDGID 915 Roll Groover is a manual roll groover for in-place field applications. The 915 requires only 3-1/2" of clearance to travel around a pipe and a minimum of 2 3/4" of exposed pipe for grooving. With the appropriate roll sets, the 915 can groove from 1 1/4" to 12" pipe, the widest range in its class! The 915's cast-in handle allows for easy transport or chaining the groover down to prevent theft. The 915 is a must for service work crews.



- continues -

Roll Groover/Model No. 915 (continued)

Features:

- Lightweight design – only 23 pounds.
- Easy roll set change out – up to 12" pipe capacity in one unit for service versatility.
- Cast-in carrying handle – easy to transport or lock up to prevent theft.
- Included ratchet – 90 degree bend-in handle makes grooving easier.
- Available customized tool box – holds 915 groover and all available roll sets.
- Easy to use depth setting gauge – helps make accurate grooves.

Specifications:

Capacity: 1-1/4" - 12" Sch. 10 Steel and Stainless Steel Pipe
1-1/4" - 6" Sch. 40 Steel Pipe, 1-1/4"-2" Sch. 40 Stainless Steel Pipe

Operation: Feed screw with 1/2" ratchet wrench (included).

Weight: 23 lbs. including ratchet

Standard Equipment:

915 Roll Groover with 2" - 6" Sch. 10 (2" - 3 1/2" Sch. 40).
Roll Set Ratchet Wrench

Cat No	Model No	Description	Weight (lb)
88232	915	915 Roll Groover with 2" - 6" Sch. 10 (2" - 3 1/2" Sch. 40) Roll Set	23
92437	-	Drive and Groove Roll Set for 1 1/4" - 1 1/2" Sch. 10 or 40 Steel, Stainless Steel, PVC	2
92447	-	Drive and Groove Roll Set for 4" - 6" Sch. 40 Steel, Stainless Steel, PVC	4-1/2
92442	-	Drive and Groove Roll Set for 8" - 12" Sch. 10 Steel, Stainless Steel, PVC	4-1/2
92452	-	Drive and Groove Roll Set for 2" - 8" Copper Tube Type K, L, M, and DWV	2
93497	-	915 Tool Box	21-1/2
76827	-	Metric Diameter Tape	1/2
76822	-	English Diameter Tape	1/2

Roll Groover/Model No. 916

The RIDGID Model 916 Roll Groover is the most durable and efficient lightweight portable unit available. Built with a solid, durable cast-iron housing, it withstands heavy usage, yet is light enough for easy transportation. The 916 features a patented single stroke feed mechanism that allows for accurate operation quickly and effortlessly.

- Specifically designed for field service roll grooving applications.
- Quick and easy mount to RIDGID Nos. 300 Power Drive, 535 or 1822 Threading Machines.
- Cam-type feed actuation – translates into minimum operator effort to form roll grooves.
- Durable cast-iron housing withstands extensive field use.
- Depth adjustment screw separate from feed mechanism allows for consistent groove depth.
- Lightweight, only 33 lbs., allows for easy transport and storage.
- Integral feed handle is part of overall unit. No extra tools required.
- Optional Roll Sets for: Copper 2" - 6" (Types K, L, M, DWV), 1" Sch. 10, 40 steel pipe.
- Optional 1 1/4"-1 1/2" and 2" - 6" AWWA Roll Sets.
- Easy serviceability – drive and groove rolls are easy to change.



- continues -

Hand Tools

Ridgid

Roll Groover/Model No. 916 (continued)

Capacity: – 1 1/4"- 6" Sch. 10 steel, stainless steel, PVC.
– 1 1/4"- 3" Sch. 40 steel, stainless steel, PVC.
– 2"- 6" Copper (type K, L, M, DWV) optional.

Weight: 33 lbs.

Standard Equipment: One 1 1/4"- 6" Roll Groove Set for steel (1 1/4"-6" schedule 10, 1 1/4"-3" schedule 40).

Cat No	Model No	Description	Weight (lb)
45007	916	Roll Groover for 300 Power Drive	33
46852	916	Roll Groover for Copper Tubing for 300 Power Drive	34
60382	916	Roll Groover for 535	33
48307	916	Roll Groover for 1822	33
Accessories			
45347	–	Roll Set for 1" Sch. 10, 40	6
45352	–	Roll Set for Copper (optional)	6
69667	–	Roll Set for 1 1/4"-11/2" AWWA (optional)	6
69692	–	Roll Set for 2"-6" AWWA (optional)	6
67662	–	Adapter Bracket for 300 Compact	30
76822	–	English Diameter Tape	1/2
76827	–	Metric Diameter Tape	1/2

Hydraulic Roll Groover/Model No. 918

The RIDGID Model 918 Hydraulic Roll Groover features a powerful 15-ton hydraulic ram in a compact, easy to transport unit. With one man set-up and operation, the 918 is the ideal groover for job site requirements. The 918 mounts quickly to RIDGID 300 power drive, 535, 1822, or 1224 Threading Machines. Designed to provide maximum efficiency, the 918 is capable of grooving up to 12" Schedule 10 and 8" Schedule 40 standard wall pipes. Roll Set changeout is accomplished in seconds.

Specifications:

Capacity:

- 1" – 12" Schedule 10 steel, stainless steel, PVC
- 1" – 8" Schedule 40 steel, PVC
- 1" – 2" Schedule 40 stainless steel
- 2" – 6" Copper (Types K, L, M, DWV)
- 2-1/2" – 6" Schedule 80 PVC

Weight: 81 lbs.

Standard Equipment:

- One (1) 2" – 6" Schedule 10/40 Roll Set
- One (1) 8" – 12" Schedule 10 (8" Schedule 40) Roll Set
- Tools for Roll Set change
- One (1) Carry case for Roll Sets



Cat. No.	Model No.	Description	Wt. (lbs)
48297	918-1	918 Roll Groover w/300 Power Drive Mount Kit	104
48377	918-2	918 Roll Groover w/1822 Carriage Mount Kit	134
48382	918-4	918 Roll Groover w/1224 Carriage Mount Kit	131
48387	918-5	918 Roll Groover w/535 Carriage Mount Kit	117
47222	918 Only	918 Roll Groover Only	95
Mounting Kit Only			
48292	911	300 Power Drive Mount Kit Only	9
48392	912	1822 Carriage Mount Kit Only	39
48397	914	1224 Carriage Mount Kit Only	36
48402	915	535 Carriage Mount Kit Only	22
918 Accessories			
48405	–	Roll Set for 8"-12" Sch. 10(8" Sch. 40) with carry case	18
48407	–	Roll Set for 1 1/4" to 1 1/2" Sch. 10/40. Tool box includes drive shaft, bolt and tools	10
48412	–	Roll Set for 1" Sch. 10/40, and 1-1/4" to 1-1/2" Sch. 10/40. Tool box includes drive shaft, bolt and tools	20
48417	–	Roll Set for copper (2" – 6")	10
59992	–	2-1/2" – 12" Stabilizer for grooving nipples. For 918 w/300 Mounting Kit or 918-I	11
49662	–	Tool Box	4.8
50272	–	Ridgid Hydraulic Oil 1 Qt	
76822	–	English Diameter Tape	0.3
76827	–	Metric Diameter Tape	0.3

Note: A Roll Set consists of a Groove Roll and a Drive Roll.

Hydraulic Roll Grooving Machine/Model 918-I

The RIDGID Model 918-I Roll Grooving Machine is capable of grooving 1" to 8" schedule 40 and 1" to 12" schedule 10 pipe faster than any roll grooving machine in its class. Powered by a 1.2 HP universal motor and heavy duty transmission, the 918-I produces high quality grooves consistently and effortlessly.

The 918-I comes standard with a rugged wheel stand built for mobility in the shop without compromising stability. The stand's tray is tough enough to support 200 lbs.

The 918-I uses a custom-designed, two-stage hydraulic pump that minimizes pipe flare, operator fatigue and hydraulic fluid leaks.

Features:

- Fastest roll groove time in its class.
- Offers maximum versatility in roll grooving capacities (see specifications below).
- Custom engineered 2-stage, 15-ton hydraulic pump and ram eases grooving and reduces flare and operator's fatigue.
- Produces consistent, high quality roll grooves.
- 115V approved by CSA to CSA and UL standards.

Specifications:

- 1" – 12" Schedule 10 steel
- 1" – 8" Schedule 40 steel
- 2" – 6" Copper (Types K, L, M, DWV)
- 2-1/2" – 6" Schedule 80 PVC

Weight: 185 lbs.

Motor: Universal 1.2 HP, 115v 60 Hz

Motor Control: On/Off Heavy-Duty with Foot Switch

RPM: 45 (no load)

Standard Equipment

- One (1) 2" – 6" Schedule 10/40 Roll Set
- One (1) 8" – 12" Schedule 10 (8" Schedule 40) Roll Set
- One (1) Tools for Roll Set changeout
- One (1) Carry case for Roll Sets
- One (1) Heavy-Duty Wheel Stand with Tray
- One (1) Foot Switch
- One (1) 1" – 12" Stabilizer for Grooving Nipples



Cat. No.	Model No.	Description	Wt. (lbs)
64977	918-I	Roll Grooving Machine complete. 115v	185
65902	918-I	Roll Grooving Machine complete. 230v (Export only)	185
Accessories			
48405	–	Roll Set for 8" – 12" Sch 10 (8" Sch 40) w/Carry Case	18
48407	–	Roll Set for 1-1/4" – 1-1/2" Sch 10/40 w/Carry Case	10
48412	–	Roll Set for 1" Sch 10/40 and 1-1/4" – 1-1/2" Sch 10/40 w/Carry Case	20
48417	–	Roll Set for 2" – 6" Copper	10
59992	–	1" – 12" Stabilizer for Grooving Nipples	11
76822	–	English Diameter Tape	0.3
76827	–	Metric Diameter Tape	0.3

Note: A Roll Set consists of a Groove Roll and a Drive Roll.

Ridgid

Dry Cut Saw/Model 614

The Model 614 features carbide-tipped blades to cut different materials and geometric configurations without cutting fluid. Cutting with the Model 614 generates no burr, abrasive dust or heat, providing clean and fast cuts on steel, copper, plastic and wood. Either straight or miter, the Model 614 offers the largest cutting capacity in its class.

Specifications

- Powerful 15A Motor
- Miter cut up to 45°
- Blade dimensions 14" x 80T x 00087" x 1"
- Spindle lock
- Dust collector
- Built-in maintenance tools
- Exclusive quick-acting vise



Standard Equipment

- One (1) dry cut saw with quick acting vise
- One (1) 14" - 80 tooth blade (installed)
- Two (2) Maintenance Tools

Cat No	Model No	Description	Weight
71687	614	Dry-Cut Saw, 115V, 60Hz	47
72862	614	Dry-Cut Saw, 230V, 60Hz	47
Blades for Model 614			
71697		12" Carbide-Tipped Blade 60 Tooth	2
71692		14" Carbide-Tipped Blade 80 Tooth	3


Model 614 Capacity

Cutting Angle	Workpiece Geometry		
	Circle	Rectangle	Square
90° Cuts	5-1/8" O.D.	3-3/4" x 7"	4-3/4" x 4-3/4"
45° Cuts	4-1/8" O.D.	3-1/3" x 4"	4-3/4" x 4-3/4"

Power Pipe Cutter/Model 258 & 258XL

The RIDGID Model 258 Power Pipe Cutter cuts 2 1/2" to 8" schedule 10*/40 steel pipe, galvanized pipe, rigid conduit etc. at the job site or in the shop.

Powered by the RIDGID No. 700 Power Drive, the 258 is a displacement cutter that provides square cuts. The operator controls the feeding rate by pumping the hydraulic foot pump throughout the operation. A square cut with minimal burr on either 21' or nipple lengths of pipe is achieved quickly** without abrasive dust, sparks, or open flame. Also, the RIDGID Pipe Roller for beveling can be used to rotate the pipe while a second operator uses a grinder to bevel the pipe.



Features:

- Square cut 21' or nipple lengths of pipe without effort.
- Easily cuts by displacing instead of removing pipe material.
- No abrasive dust, dangerous sparks, or open flame.
- Quickly cuts steel pipe with minimal burr.
- Great for cutting pipe for groove joining.
- Heavy-duty design is perfect for field or shop use.
- Adaptable for beveling.

Specifications:

Cutting Capacity: Model 258 2-1/2" to 8" schedule 10*/40 steel pipe
Model 700 Power Drive (not included)
Power Drive RPM: 26-30 (no load)
Weight: 105 lbs. (excludes No. 700 Power Drive)

Standard Equipment:

- One (1) Ridgid 774 Square Drive Adapter
- One (1) 8-1/2" HD Cutter Wheel Assembly

- One (1) Hydraulic ram and foot pump
- Two (2) 2-1/2" to 12" Ball Transfer Pipe Supports

* Use the thin cutter wheel for best results

**Cutting time varies with pipe schedule and diameter

Note: Models 258 and 258XL are not recommended to cut cast iron pipe For optimum wheel life always properly support the work piece with Ball Transfer pipe supports.

The Ridgid 258XL offers 8"-12" diameter pipe cutting capacity.

Utilizing displacement type cutter wheel technology, the design enables larger diameter pipe to be cut to length. The 258XL also uses the RIDGID 700 Power Drive to rotate the heavy-duty cutter wheel. Now one person can easily square cut 12" schedule 40 pipe in minutes.

Specifications:

Cutting Capacity: Model 258XL
8" - 12" schedule 10*/40 steel pipe
No. 700 Power Drive (not included) RPM: 26-30 (no load)
Weight: 140 lbs. (excludes No. 700 Power Drive)

Standard Equipment

- One (1) Ridgid 774 Square Drive Adapter
- One (1) 8-1/2" HD Cutter Wheel Assembly
- One (1) Hydraulic ram and foot pump
- Two (2) 2-1/2" to 12" Ball Transfer Pipe Supports.

*Use the thin cutting wheel for best results.

Note: For optimum wheel life properly support the work piece with standard Ball transfer pipe supports.

Cat. No.	Model No.	Description	Wt. (lbs)
50767	258	2-1/2" - 8" Pipe Cutter	105
58227	258-XL	8" - 12" Pipe Cutter	140
<i>Note: 700 Power Drive not included.</i>			
Accessories			
66687	-	8-1/2" HD Cutter Wheel Assembly (includes HD Cutter Wheel, hub w/pins, cover plate)	13
50812	E-258	8-1/2" HD Cutter Wheel only	2
58222	E-258-T	8-1/2" Thin Wall Cutter Wheel Only (PVC & Steel)	2
54397	-	Transport Cart	24
60002	258PS	Pipe Support 2-1/2" - 12"	7
60007	-	Replacement Ball Transfer Head Set	5-1/2
61757	-	Pipe Roller for Beveling (for Model 258 only)	13

Hole Cutting Tool/Model HC-300

The RIDGID Model HC300 Hole Cutting Tool is designed to cut holes up to 3" diameter into steel pipe. The multiple hole size allows the use of fittings such as Mechanical T®, Hookers®, Vic-O-Let™, Weld-O-Let™ and others for branching unpressurized pipelines.

The HC300 features a 1/2" capacity chuck to accommodate all sizes of holes up to 3" diameter and standard hole saw arbors up to 7/16" Hex (1/2" chuck size).

An integral motor and gear reduction optimizes the performance and saw life in the capacity range. A single-feed handle and ON/OFF switch allows for easy operation. The compact two-piece design allows the HC300 to be used in tight quarters and difficult-to-reach locations.

The Model HC300 offers great features that translate into unparalleled field and shop performance.

- Quick Connecting Two-piece Design. This unique design allows for easy mounting, transport and set up. In addition, weighing only 31 lbs., the unit can be broken down into two lighter weight units for maximum transport and operation comfort. This is particularly useful when working off a ladder or overhead
- Single-hand Chain Latching. The Model HC-300 features a patent pending spring-loaded chain that saves time and significantly aids set up and operation.



Hand Tools

Ridgid

- Single-hand Chain Latching. The Model HC300 features a springloaded chain that saves time and significantly aids set up and operation.
- Ergonomic Design. With all controls at the operator's fingertips, the tool has been designed for maximum productivity.
- High Speed. With a powerful 1.2HP, 11 amp motor, the Model HC300 delivers 360 RPM to quickly bore holes while optimizing hole saw life.
- Horizontal and vertical flats to ensure perpendicular cutting.

Specifications:

Motor: Universal, 110V or 230V 25-60Hz 11 amp, 1.2 HP, UL/CSA listed.

RMP: 360 (no load)

Hole Cutting Capacity: up to 3"

Chuck Size: 1/16" – 1/2"

Pipe Diameter Mounting Range: 1-1/2" – 8"

Weight: 31 lbs.

Height: 12.8"

Length: 11.9"

Width: 13.2"

Standard Equipment:

One (1) Hole Cutting Tool (Base and Motor Assembly)

One (1) Chuck Key

Accessories:

- Hole Saws
- R300 Solid Shank Arbor
- Carrying Case

Cat. No.	Model No.	Description	Wt. (lbs)
76777	HC-300	3" Hole Cutting Tool 115V	31
76787	HC-300	3" Hole Cutting Tool 230V	31
76792	HC-300-J	3" Hole Cutting Tool 100V	31
16671	R2S	Solid Shank Arbor	3/4
84472	-	HC-450/HC-300 Carrying Case	19
77017	-	Chuck Key	1/4

Note: The HC-300 is not a hot tapping tool. Use the R300 Arbor when drilling 1-1/4" and larger holes.

Hole Cutting Tool/Model HC450

The RIDGID Model HC450 is engineered for continuous 1/4" to 4-3/4" hole cutting in and up to 8" diameter steel unpressurized pipe. The built-in level ensures line up for multiple holes when branching lines using Mechanical T, Vic-O-Let fittings or welded saddles. Dual-side feed handles and switches provide easier operation from any angle. In addition, the HC450's heavy-duty chuck accommodates 1/8" to 5/8" arbors. The HC450 is ideal for mechanical, industrial maintenance and fire protection contractors since it cuts holes into a wide variety of pipe materials. No off-the-shelf drill-based hole cutter compares in performance or durability to the rugged purposed-built Model 450.



- 13 amp 1.2 HP worm-gear driven motor delivers unmatched hole cutting power for schedule 10, 40 and 80 pipe.
- Engineered for 1/4" to 4-3/4" continuous dry or oiled hole cutting.
- Quickly mounts onto 1-1/4" to 8" diameter pipe.
- RPM maximizes holesaw life and does not spray lubricant or chips.
- Only 11-1/2" high for low clearance jobs.
- Dual-side controls provide easy operation.
- GFCI and a built-in breaker for operator protection.
- Chuck accommodates 1/8" to 5/8" arbors.
- Two carrying handles ease mounting and alignment.
- Built-in level for multiple hole alignment.

Specifications:

Motor: Universal, 115V or 220V 25-60Hz 13 amp, 1.2 HP, UL/CSA listed

RPM: 110 (no load)

- continues -

Hole Cutting Tool/Model HC450 (continued)

Hole Cutting Capacity: up to 4-3/4"

Chuck Size: 5/8"

Pipe Diameter Mounting Range: 1-1/4" to 8"

Weight: 42 Lbs.

Height: 11-1/2"

Length: 17"

Width: 17"

Standard Equipment:

One (1) Hole Cutting Tool

One (1) 5/8" Arbor only for Hole Saws

One (1) Chuck Key

Cat No	Model No	Description	Weight (lb)
57592	HC450	4-3/4" Hole Cutting Tool 110V, 50/60 Hhz	42
57597	HC450	4-3/4" Hole Cutting Tool 220V, 50/60 Hhz	42
57602	HC450-J	4 3/4" Hole Cutting Tool – Japan 100V, 50/60 Hhz	42
Accessories			
84427	-	HC450 Carry Case	19
59502	R4	5/8" Arbor only for Hole Saws	1/4
59132	-	Chuck Key	1/4

Note: The HC450 is not a hot tapping tool.

Mini Tapping Tool/Model RT1000

The Model RT1000 Mini Tapping Tool is ideal for branching pressurized water lines. With 1" tapping capacity and the ability to drill into most pipe materials, the lightweight compact and corrosion-resistant design of the RT1000 is the perfect tool for branching pressurized pipe when system shut down is out of the question.



Features

- Compact and lightweight, the tool is great for tight quarters and awkward locations.
- Sturdy machined construction and corrosion-resistant materials combine to provide dependable lifelong operation.
- Independent cutter feed mechanism gives the operator full control of drilling to optimize cutter performance and service life.
- Taps steel, cast iron, ductile iron and plastic pipe.
- Coupon retaining bits give you the confidence that the coupon will not be dropped in the pipe, preventing medium contamination or possible damage of downstream equipment.

Specifications:

Tapping Capacity: 3/4 - 1"

Mounting: Saddle, Welded Nipple, Weld-o-let, Thread-o-let

Activation: Hand Ratchet, Air Ratchet, Right angle Drill

Cutter Feed: Rotation of sleeve around an acme threaded barrel

Pressure: Water, 150 psig @ 100°F

Steam, Air - 100 psig @ 370°F

Standard Equipment:

Model RT1000 Mini Tap Tool

- RT1000 Tapping Tool Only.
- 3/4", 1" CTS Corporation Adapter.
- Small Shaft Extension.
- Small Saw Arbor.
- 1/4" Pilot Bit.
- Ratchet Wrench.
- (2) Spud Wrenches.
- Tool Box.

Note: Cutters are not included. Note: The RT1000 uses the same drills and hole saws as the RT3422 and the MLT3401 saddle tapping tool. The RT1000's maximum capacity is 1".

- continues -

Ridgid

Mini Tapping Tool/Model RT1000 (continued)

Cat. No.	Model No.	Description	Wt. (lbs)
83567	RT1000	RT1000 Tapping Tool CTS Set	16
83302	RT1000	RT1000 Tapping Tool Only	6
83307	-	RT 1000 Tool Box	7
76022	-	Ratchet Wrench	2
83317	-	3/4" CTS Adapter	0.3
83322	-	1" CTS Adapter	0.3
83337	-	3/4" NPTM Adapter	0.3
83342	-	1" NPT Adapter	0.3
83347	-	1" NPTM Adapter	0.3
83327	-	3/4" Mueller 110 Compression Adapter	0.3
83572	-	1" Mueller 110 Compression Adapter	0.3

Cutters			
Hole Saws	Model No.	DIA (in)	Type
52760	M16	5/8	Bi-Metal
52780	M24	7/8	Bi-Metal
76267	-	5/8	Steel Shell
76272	-	7/8	Steel Shell
76292	-	5/8	CI-DI Bit
76297	-	7/8	CI-DI Bit
76317	-	5/8	Plastic Shell
76322	-	7/8	Plastic Shell

Tapping Tool/Model RT3422

The Model RT3422 is designed for branching pressurized water, steam and natural gas mains. With up to 2" capacity, corrosion-proof design, ability to handle most types of material, and lightweight, the Model RT3422 is the tool to meet your tapping needs.

Features

- Easy to use. At only 21", this lightweight and compact tool is great for tight quarters and awkward locations.
- Heavy-Duty Design. Sturdy machined, corrosion-resistant materials for dependable lifelong benefits.
- Built-in bleed valve. Allows for easy purge of chips.
- Independent cutter feed gives the operator total independent control of the cutter feed rotation for optimal saw life.
- Taps a variety of materials. The RT3422 is capable of tapping into steel, cast iron, ductile iron and plastic pipe.
- Versatility. The RT3422 is capable of tapping mains of:
 - Water up to 500 psig.
 - Steam, air and natural gas up to 150 psig.
- Coupon retaining bits. Exclusive pilot bits give you the confidence that the coupon will not be dropped in the pipe, preventing medium contamination or possible damage of downstream equipment.



Specifications

Tapping Capacity: 3/4 - 2"

Mounting: Saddle, Welded Nipple, Weld-o-let, Thread-o-let

Cutter Travel: 14"

Action: Hand Ratchet, Air Ratchet, Right angle Drill

Cutter Field: Rotation of sleeve around an acme threaded barrel

Pressure: Water, 500 psig @ 100°F

Steam, Air and Natural Gas - 150 psig @ 370°F.

Cat. No.	Model No.	Description	Wt. (lbs)
75982	RT3422	Tapping Machine Only	18
75992	RT3422	3/4" - 2" NPT Set (male)	30
91192	RT3422	3/4" - 2" CTS Set (flared)	30

The RT3422 sets include RT3422 tapping tool with bleed valve, shaft extensions, heavyduty hole saw arbors, 1/4" and 3/8" coupon retaining pilot bits, ratchet wrench, (2) spud wrenches, and 5 valve adapters in a steel tool box. Cutters are available separately.

Cutters

Hole Saws	Model No	Dia. (in)	Type	Hole Saws	Model No	Dia. (in)	Type
52760	M16	5/8	Bi-Metal	76292	-	5/8	CI/DI Bit
52780	M24	7/8	Bi-Metal	76297	-	7/8	CI/DI Bit
52800	M29	1-1/8	Bi-Metal	76302	-	1-1/8	CI/DI Shell
52820	M35	1-3/8	Bi-Metal	76307	-	1-3/8	CI/DI Shell
52850	M44	1-3/4	Bi-Metal	76312	-	1-3/4	CI/DI Shell
76267	-	5/8	Steel Shell	76317	-	5/8	Plastic Shell
76272	-	7/8	Steel Shell	76322	-	7/8	Plastic Shell
76277	-	1-1/8	Steel Shell	76327	-	1-1/8	Plastic Shell
76282	-	1-3/8	Steel Shell	76332	-	1-3/8	Plastic Shell
76287	-	1-3/4	Steel Shell	76337	-	1-3/4	Plastic Shell

Tapping Tool/Model RT3422 (continued)

Accessories	
Cat. No.	Description
76017	Tool Box
76022	11/16" Ratchet Wrench
Pilots	
76027	Coupon Retaining 1/4" Pilot
76032	Coupon Retaining 3/8" Pilot
Hole Saw Arbors	
76037	Small Hole Saw Arbor 5/8" - 1-3/16" Hole Saws
76042	Large Hole Saw Arbor Asm. 1-5/16" - 1-3/4" Hole Saws
Shaft Extensions	
76047	Small Shaft Extension 5/8" - 1-3/16" Hole Saws
76052	Large Shaft Extension 1-5/16" - 1-3/4" Hole Saws
Valve Adapters	
76057	CTS 3/4" Female
76067	CTS 1" Female
76072	CTS 1-1/4" Female
76077	CTS 1-1/2" Female
76082	CTS 2" Female
83997	3/4" Mueller™ 110
84002	1" Mueller™ 110
84007	1-1/2" Mueller™ 110
84012	2" Mueller™ 110
76132	NPT 3/4" Male
76137	NPT 1" Male
76142	NPT 1-1/4" Male
76147	NPT 1-1/2" Male
76152	NPT 2" Male

*NPT Sets available only with steel, male valve adapters.
Mueller™ is a registered Trade Mark of Grinnell.

TUBING TOOLS

Close Quarters Tubing Cutters Nos. 101, 103, 104, 117 and 118

Features:

- Specifically designed for use in restricted spaces on small diameter, hard and soft copper, aluminum, brass and plastic tubing; rollers include grooves for close-to-flare cuts.
- Strong, lightweight slide and wheel housing, large knurled feed screw knob gives easy control of cutting pressure for clean cuts.
- Models 117 and 118 include a self-feeding cutter wheel that automatically cuts after tightening the knob only once.
- The Model 117 features a special knob for easier tightening of the feedscrew



101

Cat No	Model No	Description	Std Wheel	Capacity (in)	Weight (lb)
40617	101	Close Quarters Cutter	E-3469	1/4 - 1-1/8	1/2
32975	103	Close Quarters Cutter	E-3469	1/8 - 5/8	1/3
32985	104	Close Quarters Cutter	E-3469	3/16 - 15/16	1/3
97787	117	Close Quarters Quick-Feed Cutter	E-3469	3/16 - 15/16	1/3
86127	118	Close Quarters Quick-Feed Cutter	E-3469	1/4 - 1-1/8	5/8
32573	118	Close Quarters Quick-Feed Cutter with Ratchet Handle	E-3469	1/4 - 1-1/8	1/16
32573	118	Ratchet Handle for 118 Close Quarters Quick-Feed Cutter	-	-	5/8

Hand Tools

Constant Swing Cutters - Nos. 150

- Telescoping feed screw design keeps the cutter at the same length regardless of tubing diameter – good for tight spaces.
- Features an enclosed feed screw to eliminate clogging and jamming, grooved rollers for close-to-flare cuts, and a fold-away reamer.
- Now includes X-CEL® knob and X-CEL Pin for quicker cutting and wheel replacement.
- Made from high-strength zinc alloy.
- Spare cutter wheel included in the knob.
- Cuts copper, brass, and aluminum tubing and thin-wall conduit.



Cat. No.	Model No.	Description	Std. Wheel	Cap. (in)	Wt. (lbs)
31622	150	Constant Swing Cutter	E-3469	1/8 - 1-1/8	1
31627	150	Above w/H-D Wheel(s)	E-4546	1/8 - 1-1/8	1
66737	150-L	Constant Swing Cutter	E-3469	1/4 - 1-3/8	1
66742	150-LS	Above w/H-D Wheel(s)	E-4546	1/4 - 1-3/8	1-1/8

Enclosed Feed Cutters - Nos. 250

- Cuts copper, brass and aluminum tubing and thin-wall conduit.
- Both Enclosed Feed Cutters have a quick-acting mechanism for faster size adjustments.
- Spare cutter wheel.



Cat. No.	Model No.	Description	Std. Wheel	Cap. (in)	Wt. (lbs)
33055	205	Ratcheting Encl. Feed Cutter	E-3469	1/4 - 2-3/8	2
33070	205	Above w/H-D Wheel(s)	E-4546	1/4 - 2-3/8	2

Tubing and Conduit Cutters

- Clean, square cuts are easily made on copper, brass, aluminum and thin-wall conduit.
- Now includes X-CEL® Knob for quicker cutting.
- Nos. 10, 15 and 20 feature a convenient fold-away reamer.
- No. 30 is rated for larger diameter steel and stainless steel tubing.
- No. 65S and 35S are especially designed for stainless steel tubing. Includes six individual bearings and cutter wheel to make stainless cutting easier.



Cat. No.	Model No.	Description	Std. Wheel	Cap. (in)	Wt. (lbs)
32910	10	Tubing and Conduit Cutter	F-158	1/8 - 1	7/8
32915	10	Above w/H-D Wheel	E-1240	1/8 - 1	7/8
32920	15	Tubing and Conduit Cutter	F-158	3/16 - 1-1/8	1-1/2
32925	15	Above w/H-D Wheel	E-1240	3/16 - 1-1/8	1-1/2
32930	20	Tubing and Conduit Cutter		5/8 - 2-1/8	1-3/4
32935	20	Above w/H-D Wheel		5/8 - 2-1/8	1-3/4
32940	30	Tubing and Conduit Cutter	E-2558	1 - 3-1/8	3-1/2
32950	30	Above w/H-D Wheel	E-2191	1 - 3-1/8	3-1/2
97212	15-SI	Tubing and Conduit Cutter	E-1525	3/16 - 1-1/8	1-1/2
29963	35 S	Stainless Steel Cutter	E-635	1/4 - 1-3/8	1
31803	65S	Stainless Steel Quick-Acting Cutter	E-635	1/4 - 2-5/8	1-1/2

Quick Acting Tubing Cutters

- Models 151-156 feature a quick-acting design, I-beam construction, hardened wear surfaces and thrust bearing slide assemblies for smooth operation.
- All Models now include an X-CEL® Knob and X-CEL Pin for quicker cutting and wheel replacement.
- These cutters are available in models for plastic pipe or metallic tubing.
- Models 151 and 152 feature fold-away reamers.



Cat. No.	Model No.	Description	Std. Wheel	Cap. (in)	Wt. (lbs)
31632	151	Quick-Acting Cutter	E-3469	1/4 - 1-5/8	1-1/4
31637	151-P	Above w/Wheel for Plastic	E-2155	1/8 - 1-1/4*	1-1/4
31642	152	Quick-Acting Cutter	E-3469	1/4 - 2-5/8	2
31647	152-P	Above w/Wheel for Plastic	E-2155	1/4 - 2*	2
34572	152-P	Above w/Wheel for PVC	E-5272	1/4 - 2*	2
36597	153	Quick-Acting Cutter	E-3469	1-1/4 - 3-1/2	2
36592	153-P	Above w/Wheel for Plastic	E-2155	1 - 3*	2
31652	154	Quick-Acting Cutter	E-2558	1-7/8 - 4-1/2	3-7/8
31657	154-P	Above w/Wheel for Plastic	E-2156	1-1/2 - 4*	3-7/8
31662	156	Quick-Acting Cutter	E-2558	4 - 6-5/8	5
31667	156-P	Above w/Wheel for Plastic	E-2157	4 - 6*	5

* Nominal Plastic Pipe Size.

Quick-Acting CSST Cutter

- Cuts corrugated gas tubing sizes 3/8" - 1" diameter.
- Two sets of split-floating guide wheels*, located on the top and along the sides of the cutter wheel, ride in the corrugations to provide stable tracking, resulting in a high quality cut.
- The floating guide rollers also serve to hold the two pieces of pipe together to ensure a complete and clean cut.
- Ergonomic knob provides a firmer grip to cut through tubing quickly.
- Quick acting mechanism allowing the cutter to rapidly adjust from 3/8" - 1" diameter tubing.
- Durable I-beam style frame.



Cat. No.	Model No.	Description	Std. Wheel	Cap. (in)	Wt. (lbs)
32078	151CSST	Quick-Acting CSST Cutter	E-3469	3/8 - 1	1.1

Internal Tubing Cutters

- For trimming tubing below floor level for shower/floor drain installations, or above the ceiling for sprinkler head installations.
- Model 106 features a tool steel and aluminum body while 108 and 109(P) have cast iron bodies.
- Each model features hardened steel rollers and cutter wheels.
- Model 109P is equipped to cut PVC or ABS plastic.
- Model 102 internal cutter features reamer type end for ease of entry into distorted or burred tubing, and will cut lengths from 5/16" - 4-1/2".



Cat. No.	Model No.	Description	Std. Wheel	Cap. (in)	Wt. (lbs)
33005	106	Internal Cutter	E-2558	2-3 Nominal 1/4 - 2-5/8 Depth	2-3/8
83240	108	Internal Cutter	E-2558	1-1/4 - 2 Nominal 1/4 - 1-3/4 Depth	2
83290	109	2-Handle Internal Cutter	E-2558	2-1/2 - 4 Nominal 1/4 - 2-1/8 Depth	4
83295	109-P	Above w/Wheel for Plastic	E-5299	2-1/4 - 4 Nominal 1/4 - 2-1/8 Depth	4

Hand Tools

Ridgid

LEVER BENDERS:

300 Series Plumbing Benders

- Designed to bend copper tubing to a maximum of 180°.
- Offset cushion grip handles and a 90° start angle, together with a specially engineered plastic shoe, combine to ease bending effort.
- 300 series lever benders form smooth bends in types K & L soft (annealed) copper tubing.



Cat. No.	Model No.	Description	Capacity		Wt. (lbs)
			Tube Size (Actual O.D.)	Bend Radius	
36962*	310	Lever Bender	5/8	2-1/4	6.5
36972	312	Lever Bender	3/4	2-7/8	7.0
36942	310M	Lever Bender	10 mm	42 mm	4.0
36947	312M	Lever Bender	12 mm	42 mm	4.0
36952	314M	Lever Bender	14 mm	56 mm	6.5
36957	315M	Lever Bender	15 mm	56 mm	6.5
36962*	316M	Lever Bender	16 mm	56 mm	6.5
36967	318M	Lever Bender	18 mm	72 mm	7

*This product is dual-purpose, being both inch and metric.

400 Series Instrument Benders

- 400 Series Instrument Benders combine accuracy with easy operation. Offset cushion grip handles eliminate knuckle cracking when forming 180° bends.
- A 90° start angle and unique oil-absorbing shoe minimize bending effort while forming accurate bends in copper, steel and stainless steel tubing.



Cat. No.	Model No.	Description	Capacity		Wt. (lbs)
			Tube Size (Actual O.D.)	Bend Radius	
36117	403	Lever Bender	3/16	5/8	1.5
36122	404	Lever Bender	1/4	5/8	1.5
36092*	405	Lever Bender	5/16	15/16	2.75
36097	406	Lever Bender	3/8	15/16	2.75
36132	408	Lever Bender	1/2	1-1/2	5.5
36112	406M	Lever Bender	6 mm	16 mm	1.5
36092*	408M	Lever Bender	8 mm	24 mm	2.75
36102	410M	Lever Bender	10 mm	24 mm	2.75
36127	412M	Lever Bender	12 mm	38 mm	5.5

*This product is dual-purpose, being both inch and metric.

456 Tri-Bender

The 456 Tri-Bender is designed to easily bend three different sizes of soft tubing: 1/4", 5/16" and 3/8" with the same tool. Ideal for plumbing and HVAC applications. A 90° start angle minimizes effort required to form a bend. Handy reference marks indicate the angle for quick bends through 90°.



Cat. No.	Model No.	Cap. (in)	Wt. (oz)
44852	456	1/4, 5/16, 3/8	14

600 Series Instrument Tubing Bender

The RIDGID® 600 Series Lever Benders are specially designed for bending hard tubing such as stainless steel, steel and titanium. A simple two-stage handle design easily switches to bend up to 180°, keeping bends in-plane and accurate.

- In-Plane: Two-stage design allows bends from 90° to 180° without ever crossing handles; lock/unlock with a half-turn rotation of the bending handle.
- Accurate: Roll dies in bending carriage reduce tube flattening (ovality). Gain marks on front of form ensure properly aligned bending angles.
- Reduced Force: Extra-long handles for increased leverage; vise clamp block for extra stability.
- Ergonomic: Cushioned handle grips for improved bending ease.

Cat. No.	Model No.	Cap.	Bend Radius	Wt. (lbs)
38028	603	5/8	5/8	1.68
38033	604	1/4	5/8	1.68
38038	605	5/16	15/16	4.1
38043	606	3/8	15/16	4.1
38048	608	1/2	1-1/2	6.1
38053	606M	6mm	16mm	1.68
38038	608M	8mm	24mm	4.1
38058	610M	10mm	24mm	4.1
38063	612M	12mm	38mm	6.1



Geared Ratchet Lever-Type Tube Benders

- High geared mechanical ratios, bend heavy-wall steel tube (up to 1/8" wall thickness), stainless steel tube (up to 3/32" wall thickness) and hard copper water tube (types K and L).
- Benders produce uniform bends up to 180°, with no need to anneal tubing or use special temper grade tubing.
- Reduce bending effort to a minimum.



Cat. No.	Model No.	Radius to Center of Tube (in)	Tube O.D. (in)	Wt. (lbs)
35170	358	3	5/8	7-1/2
35175	368	3-3/4	3/4	13-1/2
35180	378	3-3/4	7/8	13-1/2

Spring-Type Tube Benders

For fast, free-form bending of soft copper and aluminum tube.



Cat. No.	Model No.	Description	Length (in)	Tube O.D. (in)	Wt/Pk. (lbs)
35245	D-1375	Pack of 6 Spring-Type Benders	10	1/4	3/8
35250	D-1376	Pack of 6 Spring-Type Benders	10	5/16	1
35255	D-1377	Pack of 6 Spring-Type Benders	10	3/8	1
35260	D-1378	Pack of 6 Spring-Type Benders	12	7/16	1-5/8
35265	D-1379	Pack of 6 Spring-Type Benders	12	1/2	2-5/8
35270	D-1380	Pack of 6 Spring-Type Benders	12	5/8	3-1/4
35275	D-1381	Pack of 6 Spring-Type Benders	12	3/4	3-3/4
35280	D-1382	Pack of 6 Spring-Type Benders	12	7/8	4-1/8
Spring-Type Bender Sets					
35285	E-5732	Set of 6, 1/4 - 5/8			1-3/4
35290	E-5734	Set of 8, 1/4 - 7/8			3

Ridgid

CONDUIT BENDERS:

Heavy-Wall Conduit Benders

- Designed for the larger sizes of heavy-wall conduit. This bender has hardened teeth for slip-resistant grip.
- Extra-long supporting socket minimizes handle breakage.
- Notch in radius protects conduit threads.

Cat. No.	Model No.	Cap. (in)	Wt. (lbs)
35230	B-1709	1/2	2-5/8
35235	B-1711	1/2, 3/4	2-3/4
35240	B-1712	1, 1-1/4	7-3/4

Handles not included.



Thin-Wall Conduit Benders

- Made of cast iron, these tools have exceptionally smooth side walls which grip conduit snugly to minimize distortion.
- Bending grooves conform to Standard Code Radii. Marks indicate 30°, 45°, 60° and 90° bends.

Cat. No.	Model No.	Description	Wt. (lbs)
35215	B-1677	Bends 1/2" Thin-Wall Conduit to 4" Inside Radius	2-1/2
35220	B-1678	Bends 3/4" Thin-Wall and 1/2" Heavy-Wall Conduit to 5" Inside Radius	4-1/2
35225	B-1679	Bends 1" Thin-Wall and 3/4" Heavy-Wall Conduit to 6-1/2" Inside Radius	8-1/2



No. 4100 Inner-Outer Copper Cleaning Brush

- Combines tube O.D. cleaning and fitting I.D. brush into one hand tool.
- High carbon steel brushes quickly clean 1/2" or 3/4" nominal tube and fittings in preparation for soldering or brazing.
- Durable plastic construction designed for easy brush replacement.

Cat. No.	Model No.	Cap.	Wt. (oz)
34142	4100	I-O Copper Cleaning Brush	3.25
34147	—	Replacement Brush Set	1.5



Accessories for No. 124 Copper Cleaning Machine

Cleaning Brushes: 13 internal, standard-duty wire for 1/2" – 4" fittings

External Cleaning Brush and Deburring Cutter: For 1/2" – 2" fittings and 1/2" – 4" tube

Reamer: Replaceable blade for 1/2" – 2" tube

Accessories: No. 126 Facing Cutter – Replaceable hardened steel insert.

Fitting Brushes – Small internal brushes for refrigeration and air conditioning.

Cat. No.	Model No.	Description	Wt. (lbs)
47395	126	4" Facing Cutter	1-3/4
46425	E-6128	2" to 4" Brush Arbor	1/4
46450	E-6212-X	5" to 6" Brush Arbor	1-1/4
42295	D-1415	External Brush	3/4

Std.-Duty Brushes		Brushes for No. 124 Machine	
Cat. No.	Model No.	Description	Wt. (oz)
42245	E-5715	3/8" Fitting Brush	1
42250	E-5720	1/2" Fitting Brush	1
42255	E-5721	3/4" Fitting Brush	1
42260	E-5722	1" Fitting Brush	2
42265	E-5723	1-1/4" Fitting Brush	2
42270	E-5724	1-1/2" Fitting Brush	4
42275	E-5725	2" Fitting Brush	6
42280	E-5726	2-1/2" Fitting Brush	8
42285	E-5727	3" Fitting Brush	10
42290	E-5728	4" Fitting Brush	14
**42300	**D-1545	5" Fitting Brush	16
—	—	6" Fitting Brush	18

**Requires Brush Arbor Catalog No. 46450

Model S Tube Expander

This single-stage expander is designed to expand tubing for fast, accurate joints in soft copper, aluminum and soft steel tube without using fittings. The mechanism is free-floating and self-centering.



Cat. No.	Model No.	Description	Tube Cap.		Wt. (lbs)
			O.D.	Nominal	
30032	S	Kit with 1/2", 5/8", 7/8" Heads and Case	—	—	6
34152	S	Kit with 3/8", 1/2", 3/4", 1" Heads and Case	—	—	6-1/2
15071	S	Expander Handle	—	—	1/2
10251	—	Expander Head	3/8	1/4	1/2
10261	—	Expander Head	1/2	3/8	1/2
10271	—	Expander Head	5/8	1/2	1/2
10281	—	Expander Head	3/4	5/8	1/2
10291	—	Expander Head	7/8	3/4	1/2
10301	—	Expander Head	1	—	1/2
10311	—	Expander Head	1-1/8	1	1/2
10321	—	Expander Head	1-1/4	—	1/2
10341	—	Expander Head	1-1/2	—	1/2
10351	—	Expander Head	1-5/8	1-1/2	1/2
10361	—	Expander Head	1-3/4	—	1/2
58747	—	Replacement Case	—	—	3

Note: Kit Head sizes are given by Tube O.D. Replacement Case Catalog No. 58747

Swaging Tools

- RIDGID Swaging Tools are quality-made and zinc-plated for accuracy and durability.
- Set of four tools is packaged in handy vinyl pouch.
- Designed for copper, aluminum or brass.

Cat. No.	Model No.	Description	O.D. Cap. (in)	Wt. (oz)
52420	570	Kit-4 Tools	1/4, 3/8, 1/2, 5/8	16
52425	562	Swaging Tool	1/4	2
52430	563	Swaging Tool	3/8	4
52435	564	Swaging Tool	1/2	5
52440	565	Swaging Tool	5/8	8



No. 575 EMT Sizing Tool for Conduit

Quickly resizes thin-wall conduit ends that have become deformed after installation. Tool can also be used for slight bending of 1/2" and 3/4" conduit ends for alignment purposes. Hardened alloy steel resists wear.



Cat. No.	Model No.	Cap.	Wt. (lbs)
36005	575	1/2" and 3/4" EMT	1-3/8

No. 127 Inner-Outer Reamer

- Handy for quick, clean and easy I.D. reaming and O.D. beveling of 1/4" through 1 1/2" nominal water tube.
- Plastic construction with long-wearing alloy steel blades.
- Gives fast, professional reaming on copper, aluminum, brass and other types of tubing.

Cat. No.	Model No.	Cap.	Wt. (oz)
34965	127	1/4" through 1-1/2" Nominal Water Tube	4



Hardened Steel Construction Inner-Outer Reamer

- 46 cutting edges on interior cone allow for fast, clean, inner reaming and outer deburring/beveling of 1/2"-2" copper and stainless steel tubing.
- Hardened steel construction

Cat. No.	Model No.	Cap.	Wt. (oz)
29983	223S	1/4 through 1-1/4 Copper and Stainless Tubing	3/4
29993	227S	1/2 through 2 Copper and Stainless Tubing	1-1/4



Hand Tools

Ridgid

Deburring Tools

- Deburring Tool for plastic pipe and tubing.
- Made of high-grade steel with specially-designed, long-lasting cutting edges.
- Slip-resistant vinyl hand grip.
- Ideal for removing outside ridges and inside burrs on plastic pipe and tubing.



Cat. No.	Model No.	Description	Plastic Pipe Cap. (in)	Plastic Tubing Cap., I.D. (in)
35155	72	Deburring Tool	1/2 - 1-1/2	3/4 - 2-1/8
64962	73	Deburring Tool	1-1/2 - 3	-
64967	74	Deburring Tool	4	-

No. 1450 Pressure Test Pump

Tests hydraulically for leaks in installations which are required to be leak proof. Will test systems up to 725 PSI. Especially for use in heating, compressed air, refrigeration systems, oil installations, sprinkler systems and other small bore pipe installations.



Cat. No.	Model No.	Description	Max. Pressure	Connections	Wt. (lbs)
50557	1450	Pressure Test Pump	725 PSI	1/2" NPT	14

Professional Electric Soldering Gun RT-100

- Designed for soft soldering (50/50, 95/5 Alloys) 1/4" - 1-1/2" Copper Tube
- Flameless soldering - safe, easy-to-use
- Six feet of cable
- Built-in handle and cord wrap
- Specially designed for repair and renovation jobs



RT-175

- Soft solders 1/4" - 3" tube
- Flameless soldering - safe, easy-to-use
- Twelve feet of cable
- Fully contained in metal carrying case

Cat. No.	Model No.	Description	Wt. (lbs)
69762	RT-100	115V Mini-Pro Soldering Gun	21
70662	RT-100	230V Mini-Pro Soldering Gun	21
62862	RT-175	115V Professional Solder Gun	33
17861	RT-175	230V Professional Solder Gun	33
39966	-	Carbon Tips	0.25
39976	-	Threaded Studs	0.25

SF-2500 Pipe Freezer

SuperFreeze® Pipe Freezing Tool Avoids the Cost and Inconvenience of a System Shutdown and Purge.

The SuperFreeze Pipe Freezer is an easy-to-use pipe freezing unit that allows the contractor to keep water systems operating while making repairs. The RIDGID SF-2500 is a mini-refrigeration unit that circulates self-contained refrigerant to its aluminum freeze heads. This forms an ice plug in as little as 6 minutes in 1/2" copper tube and can be used with up to 2 1/2" tube or 2" pipe. Once the pipe is plugged, repairs can be made while the ice plug is maintained by the unit. Now includes a bottle of specially formulated freeze gel to speed freezing. Apply the gel to freeze heads before placing on pipe.

Approved by UL to CSA and UL standards (115V only)

- continues -



SF-2500 Pipe Freezer (continued)

Capacity: Steel Pipe: 1/2" - 2"
Copper Tube: 1/2" - 2-1/2"
Compressor: 115V, 60 Hz, 4.3A or 230V, 50 Hz, 2.4 A
Refrigerant: R-507 (14.2 oz. Charge)
Weight: 55 lbs.
Hose Length: 8.5 ft. (17 ft. span)
Dimensions: L = 21" W = 10.5" H = 13"

Cat. No.	Model No.	Description	Wt. (lbs)
68967	SF-2500	Pipe Freezing Kit - 115V 1/2" - 2" Steel Pipe 1/2" - 2-1/2" Copper Tube	55
68962	SF-2500	Pipe Freezing Kit - 230V Export 1/2" - 2" Steel Pipe 1/2" - 2-1/2" Copper Tube	55

Accessories

Cat. No.	Description
65937	SF-2000R Velcro Straps (set of 2)
69707	SF-2500R Velcro Straps (set of 2)
66462	SF-2000R 1 1/4" CTS Bushings (set of 2)
69712	SF-2500R 3/4" CTS Bushings (set of 2)
70652	SF-2500R 1 1/4" CTS Building (set of 2)
69717	SF-2500R 2" CTS Bushings (set of 2)
68842	SF-2000R 3/8" End Adaptors (set of 2)
68847	SF-2000R 1/2" End Adaptors (set of 2)
68972	SF-2000R 3/4" End Adaptors (set of 2)
68857	SF-2500R 1/2" End Adaptors (set of 2)
68862	SF-2500R 3/4" End Adaptors (set of 2)
65942	Quick Grip Clamp
74946	Ridgid Freeze Gel
84472	Replacement Rubber Feet
18643	Replacement Rubber Hose with Port
18648	Replacement Rubber Hose without Port

Note: Always make sure SuperFreeze heads and hoses are completely thawed before removing from pipe. DO NOT forcefully remove from pipe with any kind of tool, as it could permanently damage the heads and hoses.

Models KT-190 and KT-200 Pipe Thawers

For fast thawing of frozen metal pipes 1/2" through 1 1/2" (12-36mm). The KT-190 and KT-200 Pipe Thawing Units provide continuous heating to quickly thaw 1/2" to 1 1/2" frozen metal pipes. With these lightweight, versatile units, there is no need to dig or tear apart walls. Simply attach the clamps to the metal pipe on each side of the frozen section and the pipe is thawed within minutes.



- Approved by CSA to CSA and UL standards (115V only).
- Continuous Operation: The KT-190 and KT-200 operate continuously without requiring any "cool-down" periods. There is no tripping of the unit or need to turn the unit off during the thawing process. Simply attach the cables to the pipe, turn the unit on and let it do its job - continuously from start to finish.
- Lightweight: Weighing under 30 lbs., each unit can be easily transported to the most difficult locations such as attics.
- Versatile: The KT-190 can be used on lengths of pipe between 15 and 75 feet. With 4 output levels, the KT-200 can be used on 4' to 150' lengths of pipe. The KT-200's amp meter allows the user to select the proper output level for maximum current draw and minimum thawing time.
- Powerful: Both units operate on a standard 115V, 15 amp outlet. The KT-190 produces 300 amps and the KT-200 produces 250-400 amps of thawing power.
- All these features and more make the KT-190 and the KT-200 the professional's choice.

Specifications	KT-190	KT-200
Pipe Capacity (in)	1/2 - 1-1/2	1/2 - 1-1/2
Input Current (amps)	15	15
Min. Reach (ft)	15	4
Max. Reach (ft)	75	150
Cable Length (ft)	25	25
Cable Size (AWG)	2	1/0
Output Amps	300	250 - 400
Wt. (lbs)	25	29

Cat. No.	Model No.	Description	Wt. (lbs)
62802	KT-190	Pipe Thawer w/2-25' #2 Cables	46
62747	KT-200	Pipe Thawer w/2-25' 1/0 Cables	55
62662	-	Cable w/Clamp 25'	12
62772	-	Extension Cable 25' #1/0 AWG	11
62812	-	Series Cable 3' #2 AWG	1.5

Ridgid

GENERAL PURPOSE TOOLS

F-Series Vises

The F-Series vises are constructed of 75,000 psi tensile strength forged steel. These sleek, rugged vises out perform their bulky cast-iron competition.

RIDGID F-Series vises feature a patented parallel jaw alignment system. This exclusive feature gives the F-Series precise clamping action, as well as longer service life.

F-Series Also Features:

- All-steel, drop-forged construction.
- Rolled double lead Acme screw.
- Steel handle with rubber anti-pinch rings.
- Increased work areas.
- Standard fixed pipe jaws.
- Large, hardened anvil.
- Surface hardened slides for smooth, precise operation.
- Forged steel swivel base with dual draw-down bolts.
- RIDGID Lifetime Warranty.



Cat. No.	Model No.	Description	Wt. (lbs)
66987	F-45	4-1/2" Forged Vise	26
66992	F-50	5" Forged Vise	48
66997	F-60	6" Forged Vise	63
69907	—	Swivel Base Assembly for F-45	3
69912	—	Swivel Base Assembly for F-50 & F-60	6

Magnetic Jaw Covers

Magnetic Jaw Covers assist with specialty clamping applications. These high quality covers give you greater flexibility when working with your F-Series Vise.

- AJ/Smooth Aluminum - General use and non-marring surfaces.
- FJ/Fiber Cover - For gripping hardened non-marring surfaces.
- RJ/Soft Rubber - For delicate, irregular work pieces.

Vise Model	F-45	F-50	F-60	Weight
Aluminum Magnetic Jaw Covers	69847	69852	69857	1
Fiber Magnetic Jaw Covers	69862	69867	69887	1
Soft-Faced Magnetic Jaw Covers	69877	69882	69887	1

Heavy-Duty Light Weight Aluminum Torpedo and Laser Levels

The NEW RIDGID® professional levels are designed and built to last the toughest job conditions. Heavy duty structures are machined from a solid block of aluminum. These levels provide accuracy, stability and provide the trade professional the ability to read 1/8" – 1/2" slope per foot.



Cat. No.	Model No.	Description	Length (in)	Wt. (lb)
36243	400UM	4 Vial Torpedo Level	5-5/8	.23
36248	500UM	5 Vial Torpedo Level	8-1/2	.36
36253	800LMI	5 Vial Laser Level	8-1/2	.64
36258	F-10	U-Shape Level with V-Groove	2-1/2	.26
20233	395	Night Shade 9" Torpedo Level	9	1/3
87107	724	24" Top-Read Magnetic Aluminum Level	24	1-1/8

Bolt Cutters

RIDGID Bolt Cutters are designed for cutting rod, wire mesh, concrete form ties, cable and bolts. Slim head permits cutting close to surface. Quick, easy adjustment through use of a cam/bolt mechanism. Jaws are made of hardened alloy steel.



Replacement Head Assemblies		
Cat. No.	Description	Wt. (lbs)
18363	S14 Head Assembly	7/8
18368	S18 Head Assembly	1-1/4
18373	S24 Head Assembly	2-1/4
18378	S30 Head Assembly	8-7/8
18383	S36 Head Assembly	13-1/2
18388	S42 Head Assembly	18-1/4

Capacity/Metals							
Cat. No.	Model No.	Bolt Cutter Description	Soft (15RC)† (in)	Med (31RC)‡ (in)	Hard (42RC)* (in)	Length Overall (in)	Wt. (lbs)
14213	S14	Center Cut	5/16	1/4	3/16	15	1-1/4
14218	S18	Center Cut	3/8	5/16	1/4	19	3-3/8
14223	S24	Center Cut	7/16	3/8	5/16	26	5-7/8
14228	S30	Center Cut	1/2	7/16	3/8	31	8-7/8
14233	S36	Center Cut	9/16	1/2	7/16	38	13-1/2
14238	S42	Center Cut	11/16	9/16	1/2	44	18-1/4

† Soft steel and nonferrous metals, bolts, screws, rivets, wire.
‡ Iron and steel.
* Stainless steel, spring wire, heat-treated rod, reinforcing rod.

No. 10 Screw Extractor Set

No. 10 set contains 20 precision tools – one each of Extractor Nos. 1 to 5 inclusive with turnuts, drill Nos. 1 to 5 inclusive, and drill guides Nos. 921 to 1821 inclusive. Pre-formed plastic box provides convenient storage.



Cat. No.	Model No.	Description	Cap. (in)	Wt. (oz)
35585	10	Screw Extractor Set	1/4 – 1/2	1-1/4
25695	10	Box Only	1/4 - 1/2	1-1/4

No. 25 Screw and Pipe Extractor Set

No. 25 set contains one each of screw extractors Nos. 1 to 8 inclusive (Nos. 1 to 5 Extractors with turnuts); Drill Nos. 1 to 8 inclusive, and one No. 36; and complete set of drill guides and bushings. Maximum depth extractor range 1" to 3". Pipe extractors Nos. 80 to 85 also included. These precision tools are packed in a fitted compartment box.



Cat. No.	Model No.	Description	Cap. (in)	Wt. (oz)
35590	25	Screw and Pipe Extractor Set	1/4 – 1/2	1-1/4
35700	25	Box Only	—	—

Screw Extractors (with sliding turnout)



Cat. No.	Model No.	Screw Dia. (in)	Use Drill (in)	Flute Dia. (in)	Length Overall (in)	Max. Depth (in)	Wt. (oz)	Std. Pack
35535	1	1/4	1/8	0.139	2-5/16	1	1/2	6
35540	2	5/16	3/16	0.205	2-3/4	1	1	6
35545	3	3/8	1/4	0.272	3-1/16	1	1-1/4	6
35550	4	7/16	5/16	0.338	3-5/16	1	1-3/4	6
35555	5	1/2 - 9/16	11/32	0.374	3-3/4	1	2-1/4	6
(No Turnut)								
35560	6	5/8	7/16	0.471	4-1/8	2	3	6
35565	7	3/4	1/2	0.538	4-1/2	2	4	6
35570	8	7/8 – 1	5/8	0.665	4-3/4	3	6-1/2	6

Hand Tools

Ridgid

WET/DRY VACS AND PORTABLE AIR FILTRATION

Commercial Series Wet/Dry Vacs

Ridgid Wet/Dry are the highest powered vacuums in the industry – offering 3.5 - 6.5 peak horsepower in 3 to 16 gallon capacities. They are an excellent accessory to your shop or garage, making easy clean-up for even the most challenging jobs.

The RIDGID Wet/Dry Vacs offer the following features.

- Proprietary motor and patented blower wheel design maximize performance.
- Pleated filter has more surface area for greater efficiency and longer life.
- Automatic suction shut-off senses and prevents liquid overflow; integral drain plug makes draining the vacuum easy.
- Reduced dB sound level resulting in even quieter operation.

Industrial Series Wet/Dry Vacs

RIDGID® 2-Stage Wet/Dry Vacuums are designed and built for the toughest heavy debris and fluid pickup applications.

- Powerful heavy-duty, dual-stage motor provides maximum suction power.
- Power head with a patented SNR “Scroll Noise Reduction” design provides better air flow and suction with less noise, resulting in more power and quieter operation.
- Tug-A-Long™ positive locking mechanism securely locks the hose to the vacuum so the hose will not pull out during use.
- Dual layer hose provides maximum durability and crush resistance.
- Rugged polypropylene drum is impact and corrosion resistant.
- Heavy-duty cart system with large non-marring wheels provide effortless movement over the toughest terrains. The quick-release cart handle allows emptying the drum easily.
- Removable accessory storage bag keeps accessories together and accessible.
- Fine particle filter provides exceptional filtration, including for drywall dust. It is washable, reusable, clogs less and can be used for both wet and dry operation.



Cat No	Model No		Sealed Pressure (in)	Peak Horse Power	Airflow 2-1/2 Orifice	Air Watts	Cord Length	Weight (lb)
Commercial Series - 120V								
36138	WD3050	3 Gallon Portable Wet/Dry Vac	67	3.5	62cfm	135	10	11.3
40063	WD3050M	3 Gallon Portable Wet/Dry Vac	67	3.5	62cfm	135	10	11.6
31653	WD4070	4 Gallon Portable Wet/Dry Vac	46	5	110cfm	167	20	18.4
31663	WD4522	4.5 Gallon Pro Pack	48	5	104cfm	162	20	18.5
36683	WD0671	6 Gallon Wet/Dry Vac w/Accessory Pack	53	25	62cfm	124	10	15.1
41588	WD0970	9 Gallon Wet/Dry Vac	67	3.5	70cfm	175	10	16.7
31773	WD0970M	9 Gallon Wet/Dry Vac	67	3.5	70cfm	175	10	16.7
40103	WD1270	12 Gallon Wet/Dry Vac	48	5	145cfm	227	15	22.0
18718	WD1450	14 Gallon Contractor Wet/Dry Vac	50	6	168cfm	257	20	26.0
40108	WD1680	16 Gallon Wet/Dry Vac w/Detachable Blower	50	6.5	172cfm	286	20	29.0
31693	WD1851	16 Gallon Contractor Wet/Dry Vac	47	6.5	199cfm	306	20	32.8
31703	WD1956	16 Gallon Steel Tank Wet/Dry Vac	46	6.5	187cfm	294	20	38.2
Commercial Series - 230V								
31658	WD4070EX	4 Gallon Portable Wet/Dry Vac (230V)	45	5	103cfm	109	20	18.4
41343	WD0671EX	6 Gallon Wet/Dry Vac w/Accessory Pack (230V)	53	2.5	62cfm	164	10	15.1
40123	WD1270EX	12 Gallon Wet/Dry Vac (230V)	43	5	120cfm	280	15	22.0
36188	WD1450EX	14 Gallon Contractor Wet/Dry Vac (230V)	50	6	168cfm	294	20	26.0
40128	WD1680EX	16 Gallon Wet/Dry Vac w/Detachable Blower (30V)	50	6.5	172cfm	324	20	29.0
31698	WD1851EX	16 Gallon Contractor Wet/Dry Vac (230V)	47	6.5	199cfm	336	20	32.8
Industrial Series								
25648	RV2400A	14 Gallon Commercial Vac	100	-	105cfm	255	25	37.2
40048	RV2400HF	14 Gallon Certified HEPA Filtration Vac	100	-	105cfm	255	25	37.2
25653	RV2600B	16 Gallon Commercial Vac w/Industrial Acc Kit	100	-	105cfm	255	25	40.1



Ridgid

Accessories

Vacuums are offered with a variety of standard equipment and accessories as indicated below. "A" indicates that the accessory is compatible with the vacuum, model. "X" indicates that the accessory fits all Ridgid vacuums 5 gallons and larger, including older models.

	Catalog No.	Model No.	Description	Standard Equipment With														
				W0200	W0410	W0420	W0001	W0070	W0020	W0140	W0180	W0001	W0100	W0200	W0200	W0200		
Fixers		2210	W001	Best Bag Filter For 2-5 Gallon	A	A	A											
		2211	W002	Best Bag Filter For 6-7 Gallon				A	A									
		2214	W007	Best Bag Filter For 12-18 Gallon						A	A	A	A	A	X	X	X	
		2240	W008	Fine Dust Filter 2.4 Mic	A	X	X											
		4247	W0401	Reusable Car Filter - White				A	X	X	A	A	A	A	A	A		A
		7292	W0600	Fine Dust Filter - Blue				A	A	A	A	A	X	X	X			X
		92102	W0602	HEPA Medium Filter - Green				A	A	A	A	A	A	A	A	A		A
		10104	W0700	New Appliance Filter				A	A	A	A	A	A	A	A	A		A
		40010	W250	Pre Filter for W1000														X
	41003	W1000	Certified HEPA Filter														X	
1/2" Accessories		20040	W1101	1/2" Mini Purpose Tool	A	A	A	A	A									A
		3119	W1101	1/2" Curving Brush	A	A	X	X	A									X
		31177	W1101	1/2" Curving Tool	A	X	X	A	A									X
		31128	W1101	1/2" Extension Wand	A	28	28	28	28									A
		31111	W1101	1/2" Utility Handle	A	X	A	A	X									
		31138	W1101	1/2" Wet Nozzle	A	A	A	X	X									
		41025	W1101	1/2" to 1" Adapter	A	A	A	A	A									A
		40102	W1101	2-piece Tool/Clamping Tool Combo	A	A	A	A	A									
		40108	W1101	1/2" Brush	A	A	A	A	A									
2 1/2" Accessories		12047	W1501	2 1/2" Curving Brush						A	A	A	A	A	A	A	X	
		12060	W1501	2 1/2" Curving Tool						A	A	A	X	X	X	X	X	
		12007	W1501	2 1/2" Extension Wand						X	X	X	X	X	X	X	X	A
		12042	W1501	2 1/2" Extension Wand						28	28	28	28	28	28	28	28	
		12047	W1501	2 1/2" Utility Handle						X	X	X	X	X	X	X	X	
		12017	W1501	2 1/2" Wet Nozzle						X	X	X	X	X	X	X	X	
		12042	W1501	2 1/2" Floor Brush						A	A	A	A	A	A	A	X	
Kits/Hoses/Etc.		31111	W1101	1/2" x 7' Wet Dry Vac Hose	A	X	A	A	X	A	A	A	A	A	A	A	A	A
		31145	W1101	3 Piece Adapter Kit	A	A	A	A	A	A	A	A	A	A	A	A	A	A
		12080	W1501	2 1/2" x 7' Universal Hose Kit	A	A	A	A	A	X	X	X	X	X	X	X	X	A
		12047	W1501	14 Piece Kit Case		A		A	A	A	A	A	X	A	X	X	X	X
		32010	W1501	Multi-Purpose Vacuum Hose Kit						A	A	A	A	A	A	A	A	
		32010	W1501	4-Piece Cleaning Kit	A	A	A	A	A	A	A	A	A	A	A	A	A	A
		32013	W1501	Car Nozzle	A	A	A	A	A	A	A	A	A	A	A	A	A	X
		41020	W1501	1/2" to 1" Adapter						A	A	A	A	A	A	A	A	A
		24010	W1501	4-Piece Replacement	A	A	A	A	A	A	A	A	A	A	A	A	X	X
		41010	W1501	1/2" to 1" Adapter Kit						A	A	A	A	A	A	A	X	
Equipment 5-Stage Service Plans		31071	32207	Multi-Purpose Brush														
		31014	32209	Car Wash Nozzle														
		31080	32208	Carpet Nozzle														
		31088	32210	Sponge Nozzle														
		31101	32206	Commercial Wash Water Motor														
	31100	32205	Commercial Wash Water Motor															

Hand Tools

Ridgid


DRAIN INSPECTION EQUIPMENT

**Ridgid® SeeSnake®
Video Inspection Systems**

1-1/2" to 6" Lines up to 200'
2" to 12" Lines up to 325'

RIDGID SeeSnake video inspection systems offer unmatched reliability and performance in a ruggedized package. Each system offers:

- 100% hardened stainless steel camera head spring assembly of optimum durability.
- Rugged, high-intensity lights for exceptional viewing and long life.
- Flexible transmitters make locating easy and are compatible with RIDGID locators.
- Can be used with any SeeSnake monitor or recorder.



**Three Choices to Meet Your Needs
Mini-SeeSnake**

- 1-1/2" to 6" Lines up to 200'
- Ideal for where portability and maneuverability are crucial: multi-story buildings, roof-tops, confined areas, etc.

SeeSnake

- 2" to 12" Lines up to 325'
- Wide pipe diameter capacity range makes this system ideal for a wide range of inspection needs.

SeeSnake Plus Self-Leveling Camera

- Same features and specifications as the SeeSnake Plus.
- Includes an always upright, self-leveling camera design.

Catalog No	115V	230V	Description	Weight (lb)
14053	14103		SeeSnake 200' Color Reel	43
14058	14108		SeeSnake 325' Color Reel	53
13988	13993		SeeSnake Plus 200' Self-Leveling Color Reel	43
13998	14003		SeeSnake Plus 325' Self-Leveling Color Reel	53
14063	14113		SeeSnake Mini 200' Color Reel	24.5

Description	Self-Level and Standard SeeSnake Accessoires	Mini-SeeSnake Plus Accessories
18" System Cable with Dubbing Block	12248	12248
Color Self-Leveling Camera Head – NTSC (115V)	14028	–
Color Self-Leveling Camera Head – PAL (230V)	14033	–
Color Camera Head – NTSC (115V)	14078	14083
Color Camera Head – PAL (230V)	14128	14133
SeeSnake Flexible In-Line Transmitter	15323	15828
Color Spanner Wrench	17563	17558
Extended Handle for Standard SS Reel	64492	–
SS 3" Centering Star Guides, Pkg of 20	64497	67312
SS 6" Centering Star Guides, Pkg of 10	64502	–
200' SeeSnake Push Cable Assembly	64607	67327
325' Standard SeeSnake Push Cable Assembly	64612	–
SeeSnake Interconnect Cord – 33/10'	64627	67307
SS Guide Hoop, Pkg of 4	93387	–
SS 3" Roller Dolly	97832	–
SS Ball Guides Pkg of 10	97852	–
Color Mini Ball Guides, Pkg of 6	–	97462
Mini Guide Hoop, Pkg of 4	–	93392
Count Plus Cable Counter	31753	31753

**SeeSnake® microDrain™ and microReel™
Video Inspection Systems**

1" to 3" Lines up to 30', 1-1/2" to 4" Lines up to 100'

SeeSnake microDrain and microReel video inspection systems provide small size and maneuverability for small diameter and tight-turn radius inspections.

- Lightweight and compact design is one-half the size of popular inspection systems, easily stowed in a truck and carried onto the jobsite.
- Multi monitor compatibility with existing SeeSnake monitors or the microEXPLORER® digital inspection camera.
- Durable and reliable construction with hardened stainless steel camera head spring assembly for a long service life as well as long lasting high intensity lights for exceptional viewing.

SeeSnake microDrain D30 System

Features: Ideal for inspections with tight turns such as toilet traps and P-traps.

Specifications

Camera Head.....0.86"
Cable Length.....30'
Cable Diameter...0.33"
Line Capacity.....1" to 3"
Weight.....7.3 lbs.
Length.....13.25"
Width.....6.6"
Height.....14.2"
Resolution.....510 x 496 NTSC
Ball Guide.....2 Included
Sonde.....Optional – 512 Hz
Counter.....Not Available



SeeSnake microReel L100 System

Features: Stiffer push cable than microDrain to enable line inspections up to 100 feet.

Specifications

Camera Head.....0.98"
Cable Length.....100'
Cable Diameter...0.27"
Line Capacity.....1.5" to 4"
Weight.....10.3 lbs.
Length.....13.25"
Width.....6.6"
Height.....14.2"
Resolution.....510 x 496 NTSC
Ball Guide.....2 Included
Sonde.....512 Hz
Counter.....Optional



Cat No	Description	Weight (lb)
30' microDrain		
32663	microDrain D30 Reel (SeeSnake)	7.3
33103	microDrain D30 Reel (mEXP)	7.3
32928	microDrain D30/microEXPLORER System	8.6
65' microDrain w/Sonde		
37468	microDrain D65S Reel (SeeSnake)	9.8
37473	microDrain D65S Reel (mEXP)	9.8
37478	microDrain D65S/microEXPLORER System	11.1
100' microReel L100 w/Sonde		
35133	microReel L100 (SeeSnake)	10.3
35143	microReel L100 (mEXP)	10.3
35153	microReel L100/microEXPLORER System	11.6
100' microReel L100C w/Sonde and Counter		
35183	microReel L100C (SeeSnake)	10.3
35188	microReel L100C (mEXP)	10.3
35193	microReel L100C/microEXPLORER System	11.6
Accessories		
33108	microDrain/microReel Interconnect (SeeSnake)	.65
33113	microDrain/microReel Interconnect (mEXP)	.65
35113	microDrain D30 Drum Only	.65
37483	microDrain D65S Drum Only	5.3
34623	L100 Drum Only	5.3
35243	L100C Drum Only	5.3

Ridgid

SeeSnake® Compact Video Inspection Systems

1-1/2" to 4" Lines up to 100'

The SeeSnake Compact system offers fast setup for quick inspections. Its ultra portability makes this system an excellent complement to your SeeSnake Plus.

Standard Equipment

Power Source:

- Battery port for use with optional 18V battery.

- AC/DC operation.

MINIPak Monitor System:

- High-resolution monitor.
- Push button controls for sonde, power, lights, flipscreen and zeroing the counter.
- Splash-resistant case with built in sunshade.
- Video In/Out jack.

Camera System:

- Scratch-resistant, debris-shedding, flush-mounted sapphire lens.
- Integrated transmitter.
- Durable stainless steel camera head assembly and tapered spring assembly.

Reel:

- 100' of push cable.
- Debris-capturing, rotating drum with mercury-free slip ring.
- Counter to display distance on monitor in feet and inches.



Catalog No		Description	Weight (lb)
115V	230V		
32903	32948	Color Compact System w/Battery & Charger	20.9
32913	32753	Color Compact System	16.9
32658	32683	Compact Reel Only	13

CS1000 Digital Recording Monitor

The CS1000 camera control unit is a purpose built monitor that allows you to digitally record and report on your inspections in the field. With the CS1000, you have the flexibility you need to take full advantage of digital recording technology.

Features:

- Read Writer gives you the ability to generate and deliver a full report on-site with integrated inspection footage and descriptions.
- 12.1" Daylight Readable Display allows you to easily monitor inspections in bright outdoor environments.
- 3 Modes of Recording lets you take digital stills, full frame video and a compressed video format called Auto-log (for smaller video files).
- Integrated Keyboard used for taking notes and storing information about the inspection and customer.
- Software Integrations with SeeSnake HQ and RIDGIDConnect.com allow you to deliver your reports in a wide variety of ways from online video to DVD.

Specifications

Weight: 14.75 lb.

Length: 14.3"

Width: 11.9"

Height: 12.4"

Display: 12.1" Daylight Readable LCD

Resolution: 640 x 480

Power Source: 1 or 2 RIDGID 18V Batteries or AC Plug

Audio: Integrated Microphone and Speakers

Video: AVI 20FPS - 720 x 480 NTSC

Image: JPG - 720 x 480

Transfer: USB Thumb Drive



Cat No	Description	Weight (lbs)
32603	CS1000 Digital Recording Monitor	14.75
32608	CS1000 Monitor w/2 Batteries and Charger	20.75

CS10 Digital Recording Monitor

The RIDGID® SeeSnake® CS10 Monitor combines RIDGID durability with the easiest to use Digital Recording Monitor in the industry. One touch recording allows you to record snapshots and video to a USB Thumbdrive, and then hand it directly to your customer.



Features:

- USB Thumb Drive Recording lets you record digitally into a format that your customer can read on their computer.
- 12.1" Daylight Readable Display allows you to easily monitor and record inspections in bright outdoor environments.
- Multi Mode Recording lets you take snapshots, record full frame video and record in a lean video format called Auto-log (small files).
- Software Integrations with SeeSnake HQ and RIDGIDConnect.com allow you to deliver your inspections in a wide array of formats from online to DVD.

Specifications

Weight: 12.2 lbs.

Length: 14.3"

Width: 11.9"

Height: 12.4"

Display: 12.1" Daylight Readable LCD

Resolution: 640 x 480

Power Source: 1 or 2 RIDGID 18V Batteries or AC Plug

Audio: Integrated Microphone and Speakers

Video: AVI 30FPS - 720 x 480 NTSC

Image: JPG - 720 x 480

Transfer: USB Thumb Drive



Cat No	Description	Weight (lbs)
39328	CS10 Digital Recording Monitor	13
39338	CS10 Monitor w/ 2 Batteries and Charger	15.8

SeeSnake MiniPak Monitor

The new SeeSnake® MINIPak Monitor is the next generation in our line of compact and highly portable monitors. With a bigger LCD Screen and a greatly improved user interface, the MINIPak is a solid choice for our full line of cameras.



Features:

- Lithium-Ion Battery Power allows you to run on one RIDGID® 2.2A 18V Li-Ion Battery for up to 5 hours.
- Improved LCD Display with larger and brighter screen for better viewing.
- Push Button Interface for easy operation of LED lights, Transmitter, Screen Settings and System On/Off.
- New Integrated Line Trace Feature lets you trace the push cable with your RIDGID locator (requires transmitter)

Specifications

Display: 5.7" Color LCD

Power Source: 1 RIDGID 18V Li-Ion Battery or AC Plug

Weight: 3.9 lbs. without battery

Depth: 4"

Width: 7.6"

Height: 10"

Output: Composite Video Out

Lighting: 10 Level Adjustable LED Control

Cat No	Description	Weight (lb)
32668	MINIPak Monitor Only (115V)	3.9
32748	MINIPak Monitor w/Battery and Charger (115V)	7.9
32913	MINIPak with Compact Reel (115V)	16.9
32903	MINIPak with Compact Reel w/Battery and Charger	20.9
32658	Compact Reel Only (115V)	13
32708	18V 2.2Ah Li-Ion Battery and Charger Kit (115V)	4
32743	18V 2.2Ah Li-Ion Battery	2
27958	18V Li-Ion Battery Charger (115V)	2

Hand Tools

Ridgid

DVDPak2 Inspection Camera Monitor

The DVDPak2 Monitor utilizes the latest DVD burning technology to reliably record your inspections in the harshest environments. The DVDPak2's lightweight compact design makes transporting your equipment to the job site even easier.

Features:

- Fully Weatherized Design lets you take the DVDPak2 into whatever situation you may run into.
- Exceptional DVD Burning Reliability takes the question out of what DVDs to use and how to finalize correctly.
- Lithium-Ion Battery Power allows you to record inspections regardless of the availability of AC Power.
- Lightweight and Small design makes carrying your tools to the job site and stowing your monitor easier than ever.



Specifications

Display: 4.3" OLED or 5.7" LCD
Resolution: 480 x 272 (OLED)/320 x 240 (LCD)
Power Source: 18V Li-Ion Battery or AC Plug
Weight: 9.15 lbs.
Length: 13.8"
Width: 9.1"
Height: 5.3"
Input: Composite Video In, Built-In Microphone
Media Compatibility: DVD-R, DVD+R, DVD-RW, DVD+RW, DVD+R DL

Cat No	Description	Weight (lb)
32923	DVDPak Monitor Only – 4.3" OLED (115V)	7.5
33203	DVDPak Monitor w/Battery and Charger – 4.3" OLED (115V)	11.5
32673	DVDPak Monitor Only – 5.7" LCD (115V)	7.5
33198	DVDPak Monitor w/Battery and Charger – 5.7" LCD (115V)	11.5
32708	18V 2.2Ah Li-Ion Battery and Charger Kit (115V)	4
32743	18V 2.2Ah Li-Ion Battery	2
27958	18V Li-Ion Battery Charger (115V)	2

HAND-HELD INSPECTION EQUIPMENT

micro CA-100 Inspection Camera

The RIDGID® micro CA-100 Inspection Camera, the next evolution of the SeeSnake® microTM Inspection Camera, allows you to perform more detailed visual inspections in even harder-to-reach areas. Its comfortable pistol-grip design, one-hand controls, and large screen make it easy to detect and diagnose the unreachable. The micro CA-100 comes standard with a rugged 3/4 inch, 17mm anodized aluminum camera head with 4 super bright LEDs. Easily rotate the active image counter-clockwise to see in any situation. The RIDGID micro CA-100 Inspection Camera provides solutions whenever and wherever you need them.



Specifications

Display (320x240 Resolution): 3.5" Color LCD
Camera Head: Aluminum 17mm
Lighting: 4 Adjustable LEDs
Cable Reach: 3' (Expandable to 30' w/ optional extensions)
Video Output: 3' RCA Cable (included)
Waterproof: Camera head and Cable to 10' (when properly assembled)
Power Source: Batteries (4 x "AA")
Attachments: Mirror, Hook & Magnet
Weight: 5.5 lbs

Cat No	Description	Weight (lb)
36738	micro CA-100 Inspection Camera	5.5
37103	17mm Replacement Imager	0.7
31128	3' Cable Universal Extension	0.7
31133	6' Cable Universal Extension	1.4

micro CA-25 Inspection Camera

The RIDGID® micro CA-25 is the newest handheld inspection camera designed for visual detection, diagnosis, and confirmation in hard to reach areas.

The rugged 17mm aluminum camera head combined with a one-handed pistol grip design makes this tool ideal for the most demanding environments. A crisp 2.4" color LCD screen with 180° digital rotation allows for easy viewing, aided by 4 adjustable LEDs in the camera head. Included with the camera in a plastic blow molded case are a hook, magnet, mirror and RCA cable.

Specifications

Display: 2.4" Color LCD (480 x 234 Resolution)
Camera Head: 3/4" Aluminum
Lighting: 4 Adjustable LEDs
Cable Reach: 3' Cable (Not Extendable)
Video Output: 3' RCA Cable (Included)
Power Source: Batteries (4 x AA)
Attachments: Hook, Mirror, Magnet



Cat No	Description	Weight (lb)
40043	micro CA-25 Inspection Camera	1.3
37123	Replacement Hook, Magnet, Mirror	0.1

micro CA-300 Inspection Camera

Documentation made easy with the new RIDGID micro CA-300 Inspection Camera, the next evolution of the microEXPLORER® Inspection Camera. Easily record still images and videos of problems in hard-to reach areas and then share these findings with the RIDGIDConnect™ solution. Comfortable pistol-grip design, large screen, and rugged anodized aluminum camera head with four bright LEDs make it easy to detect and diagnose the unreachable. Get the perfect view with enhanced features like image rotation and digital zoom.



Specifications

Display: 3.5" Color TFT (320 x 240 resolution)
Camera Head: 0.7" LCD Diameter Aluminum Construction
Lighting: 4 Adjustable LEDs
Cable Reach: 3' (Expandable to 30' with optional extension, also compatible with microDrain, microReel and nanoReel)
Images: JPG - (640 x 480) Resolution
Video: AVI - (320 x 240) Resolution
External Memory: SD Card up to 32 GB (4GB SD card included)
Power Source: Rechargeable 3.7V Li-Ion Battery

Cat No	Description	Weight (lb)
37888	micro CA-300 Inspection Camera	2.0
37103	17mm Replacement Imager	0.7
37108	3' Cable Universal Extension	0.7
37113	6' Cable Universal Extension	1.4
37083	3.7V Li-Ion Battery	.24
37098	1m Length x 6mm Diameter Replacement Imager	-
37083	4m Length x 6mm Diameter Replacement Imager	0.9

Ridgid

micro IR-100 Non-Contact Infrared Thermometer

The RIDGID® micro IR-100 Non-Contact Infrared Thermometer provides simple, quick and accurate surface temperature readings at the push of a button. You simply squeeze the trigger and point the ultra-sharp dual class II lasers at the surface being measured. The micro IR-100 provides an immediate temperature measurement on a clear, easy-to-read backlit LCD display. In addition to numerous other uses, this rugged, compact, instrument enables professional tradesman to diagnose heating and ventilation problems, perform preventative monitoring of electrical motors and systems, troubleshoot steam traps and quickly check fuses or circuit breakers for overheating without contact.



- Ultra Sharp Dual Class II Lasers easily illuminate the surface area being measured.
- Ergonomic Pistol Style Grip with rugged over molding allows you to keep a solid grip in the harshest of industrial environments.
- 20 To 1 Distance To Spot Ratio allows you to take more accurate measurements from a farther distance.
- High and Low Alarms quickly alert you to temperatures outside of the ranges that you set.
- Bright Backlit Display which can be toggled on in poorly lit areas.
- Tripod Mount Capable for repeatable, precise temperature measurements.

Specifications

Temperature Range: -59° to 1472°F
Measurement Accuracy: -58°F ~68°F ±4.5°F;
68°F ~1472°F ±1.0% or ±1.8°F
Response Time: <150ms
Measurement Calculations: current temperature, max temperature

Cat No	Model No	Description	Weight (lb)
36153	micro IR-100	Non-Contact Infrared Thermometer	.5

micro LM-100 Laser Distance Meter

The RIDGID® micro LM-100 Laser Distance Meter provides simple, quick and accurate distance readings at the push of a button. Simply push the measurement button to turn on the Ultra-Sharp Class II lasers, point the device at the spot to be measured to, and push the measurement button. The distance reading will appear on the easy to read LCD display. This rugged, compact, portable instrument enables professional tradesman to quickly determine run distances for bidding, distance of piping run, measuring trouble spots down the line and quickly determine spacing for code compliance.



- Ultra Sharp Class II Lasers clearly highlight the point being measured.
- Exceptional Distance Range allows accurate measurements up to 164 feet (50m).
- Adjustable Units enable you to quickly read in feet, inches or meters on the fly.
- Bright Backlit Display for use in poorly lit areas.
- Quick and Accurate calculations on the spot.
- Displays up to the last three measurements, stores the last 20 measurements.
- Rugged Over Molding allows you to keep a solid grip in the harshest of industrial environments.

Specifications

Measurement Accuracy: ±1/16 inch, (1.5mm)
Range: 164 feet (50m)
Measurement Units: inches, feet, meters
Measurement Calculations: Area, Volume, and Indirect measurement calculations
Power Source: 2 x "AAA"
IP Rating: IP 54

Cat No	Model No	Description	Weight (lb)
36158	micro LM-100	Laser Distance Meter	.5

micro CD-100 Combustible Gas Detector

The RIDGID® micro CD-100 Combustible Gas Detector provides simple and quick readings to identify the presence of combustible gases. The micro CD-100 is designed to detect Methane, Propane, Butane, Ethanol, Ammonia, Hydrogen and many other combustible gases. (See Chart on back for a complete list.) With adjustable sensitivity, even low-levels of gases can be detected in seconds.



The RIDGID micro CD-100 Gas Detector is the tool for ensuring proper gas line installations, checking for maintenance and repair needs or quickly pinpoint combustible gas leaks.

- Rugged Ergonomic Design makes it capable of withstanding jobsite rigor.
- Tri-Mode Detection™ gives the operator the flexibility to be alerted with a visual, audible or vibration alert which can be adjusted for your environment.
- Adjustable Sensitivity Settings provides precise leak locating with the touch of a button.
- 16" Flexible Probe allows location and detection of leak in hard-to-reach and confined spaces.
- Field Replaceable Sensor means more up-time and less time waiting for repairs.

Specifications

Detection Range: 0 to 6400 ppm (Methane)
Alarm Sensitivity: 40 ppm (Methane)
Calibration: Automatic
Alarms: Visual, Audible, Vibration
Power Source: 4 x "AA"
Classifications: Class B, Division 1

Cat No	Model No	Description	Weight (lb)
36163	micro CD-100	Combustible Gas Detector	1
31948	CD-100 RS	Replacement Sensor	-

LOCATING EQUIPMENT

SeekTech SR-20

- Proximity Signal Minimizes depth over target and maximizes relative signal strength to guide you closer to the target independent of the current flow.
- Mapping Display Virtually maps the utility to help guide you down the line. Shows signal distortion and line turns in real time.
- Continual Depth Increase productivity by showing depth changes in real time.
- Guidance Arrows Guides the operator to target line by minimizing signal gradient.
- Current Identifies current on target line for faster diagnosis of complex locates.
- Signal Strength Allows the operator to maximize signal strength over the target.



Specifications

Active Line Trace Frequencies*: 128Hz, 1kHz, 8kHz, 33kHz
Sonde Frequencies: 16Hz, 512Hz, 640Hz, 850Hz, 8kHz, 16kHz, 33kHz
Passive Power Trace: 50Hz, 60Hz, <4kHz Broadband
Passive Radio Trace: 4kHz-15kHz, 15kHz-36kHz
Weight: 3.5 lbs.
Power Source: 4 C-Size Batteries

* User-definable frequencies can be set from 10Hz to 35,000Hz.

Cat No	Description	Weight (lb)
21893	SeekTech SR-20 Line Locator (Includes Case)	4
Accessories		
22173	SeekTech SR-20 Hard Case	9
16728	Remote Transmitter, 512-AAA	-

Hand Tools

Ridgid

SeekTech SR-60

Choose the SR-60 locator for fast confident locates even under tough locate conditions (poor conductors, poor soil conditions, poor grounding, etc.)

- Can trace any frequency from 10 Hz to 490,000 Hz.
- Can trace energized lines and sondes (beacons) simultaneously.
- Has all the ease of use and accuracy of the SR-20 but with ALL locatable frequencies.

Specifications

Active Line Trace Frequencies**: 128Hz, 1kHz, 8kHz, 33kHz, 51kHz, 93kHz, 200kHz, 262kHz
Passive Power Trace: 50Hz, 60Hz, <4kHz Broadband
Passive Radio Trace: 4kHz-15kHz, 15kHz-36kHz
Sonde Frequencies**: 16Hz, 512Hz, 640Hz, 850Hz, 8kHz, 16kHz, 33kHz
Weight: 5.1 lbs.

Battery Life: Approximately 16 hours

Power Source: 4 C-Size Batteries

Meets FCC Class A and EN 55022 Class A requirements

** 30 user-definable frequencies can be set from 10Hz to 490,000Hz



Cat No	Description	Weight (lb)
22163	SeekTech SR-60 Line Locator	5.1
29798	SR-60 Case	5

ST-305 Transmitter

- Lightweight and compact transmitter that delivers up to 5 Watts of power
- Can transmit two frequencies simultaneously
- Audio feedback confirms a good circuit before beginning a trace

Specifications

Frequencies: 1kHz, 8kHz, 33kHz

Output Power: 5 Watts, Nominal

Output: Any 2 Frequencies

Weight: 2.4 lbs.

Maximum Open Circuit Voltage: 240VAC 50/60Hz

Power Source: 6-C Size Batteries



Cat No	Description	Weight (lb)
21898	SeekTech ST-305 Transmitter (5 Watts)	2.5

ST-510 Transmitter

- Ten Watts of fully variable power output.
- LCD display provides instant visual feedback on line resistance and current flow.
- Two 48" extended 46" contracted lead wires with heavy duty clips.
- Compatible with competitor's equipment.

Specifications

Frequencies: 128Hz, 1kHz, 8kHz, 33kHz

Output Power: 10 Watt, Variable

Display: LCD



Cat No	Description	Weight (lb)
21903	SeekTech ST-150 Transmitter (10 watts)	9

ST-33Q Line Transmitter

- Distance: Induce over 8 times more current than the competition onto a target line. More current means that you can walk and trace further than ever before.

- Versatility: Induces at 8 kHz and 33 kHz for low distortion locates. In direct connect mode, the SeekTech ST-33Q can transmit at any frequency between 10 Hz and 490,000 Hz making the RIDGID SeekTech ST-33Q one transmitter than can be used with all receivers.

- Speed: More signal equals less retracing of your steps to pick up and move the transmitter. Cut your inductive trace steps in half, by only having to set up the ST-33Q once. In direct connect mode, the LCD display gives instant feedback on current flow and line resistance.

- Accuracy: Induce more current at lower frequencies. Lower frequencies are less prone to jump onto other lines in congested areas reducing distortion and increasing accuracy.

- Confidence: More current on your line means more signal to locate. Combine your experience with the information provided by RIDGID Locators and you have the tools that allow you to work through difficult traces with confidence.

Specifications

Direct Connect: (Factory Set): 128 Hz, 1kHz, 8kHz, 33kHz, 93kHz

Direct Connect: (User Defined): Any Frequency 10 Hz - 490kHz

Induction: 8kHz, 33kHz

Weight: 12.15 lb. (5.5 kg) w/batteries

Power Source: 6 Alkaline or rechargeable batteries. (D-Cells)

or 12V external power supply

Power Settings: 5 mA to 400 mA on internal batteries;

High Power option to 1000 mA



Cat No	Description	Weight (lb)
26168	SeekTech ST33Q Transmitter	12.2

Inductive Signal Clamp

- The RIDGID Inductive clamp allows users to apply a signal to a cable or pipe when connecting directly to the target conductor is not possible.

- The clamp couples the transmitting signal onto the conductor which then allows users to locate using a compatible receiver, such as the NaviTrack™ or NaviTrack Scout™.

- Two built in LED's inform the user the clamp is functioning properly.

- An integrated adapter allows users to attach a hotstick for out of reach lines.



Cat No	Description	Weight (lb)
20973	Inductive Signal Clamp	2

NaviTrack® II Locator

NaviTrack II navigates you to the location of underground pipes quickly and easily. It tracks energized lines with ease.

NaviTrack II Locates:

- SeeSnake In-Line Transmitters.
- Remote Transmitters (Sondes).
- Energized Metallic Lines.

Performance

- Approach the transmitter from any direction for faster, more accurate locates.
- Maximize the signal and the locate is complete.
- Verify the locate using the large mapping display.
- Depth measurement is continuous.
- Depths of greater than 15' can be read.

NaviTrack II provides unprecedented ease of use. Due to NaviTrack II's advanced technology, training time is greatly reduced. You can learn to locate with NaviTrack II in minutes.



- continues -

Ridgid

NaviTrack II Locator (continued)

Specifications

Weight: 5 lbs.
Power Source: 4 C-Cell batteries.
Battery Life: Approximately 16 hours.

Standard Frequencies

Sonde: 512 Hz.
Active Line Trace: 128 Hz, 1 kHz, 8 kHz, 33 kHz, 262 kHz.
Passive AC Line Trace: 60 Hz, 50 Hz.

Additional Frequencies

Sonde: 16 Hz, 640 Hz, 850 Hz, 8 kHz, 16 kHz, 33 kHz.
Active Line Trace: 65 kHz, 200 kHz.

Cat No	Description	Weight (lb)
96967	NaviTrack II Locator	5
22388	NaviTrack II Carrying Case	9
12543	Marker Chips and Clip	-

NaviTrack® Scout®

Scout is designed to solve the most demanding remote transmitter (sonde) locates using the same multi-directional locating technology as the full-featured NaviTrack II.

Easier Locates

The Scout's multi-directional antenna technology sees the entire signal all of the time. Simply maximize the signal strength and you have found the target. No nulls or false peaks to complicate the locate.

Accuracy

Scout verifies the locate position using a micro-mapping display to mark distinctive poles in front of and behind the target, insuring an accurate locate.

Automatic Depth

Depth is automatically calculated and displayed when over the target. The Scout is ideal for users locating SeeSnake cameras and other sondes who occasionally need to locate energized lines.

Specifications

Weight: 3 lbs.
Power Source: 4 C-Cell batteries.
Battery Life: Approximately 24 hours.

Standard Frequencies

Sonde: 512 Hz, 640 Hz, 874 Hz, 16 kHz and 33 kHz.
Line Trace: 128 Hz, 1 kHz, 8 kHz and 33 kHz.
Passive AC Line Trace: 60 Hz, 50 Hz.

Cat No	Description	Weight (lb)
19238	NaviTrack Scout Locator	3
20248	Scout Carrying Case	6-1/4
12543	Marker Chips and Clip	-

NaviTrack® Line Transmitter - 10 Watt

For tracing buried cable, TV lines, phone lines and other metallic lines which can carry an electromagnetic signal.

- Fully variable 10 watts of power output.
- Two 25' coil connectors.
- Conductive ground rod.
- Inductive signal clamp (optional accessory).

Specifications

128 Hz, 1 kHz, 8 Hz, 33 kHz – 10 Watt
200 kHz, 262 kHz – 1 Watt output power.
Power Source: 8 D-Cell Batteries.
Battery Life: Greater than 120 hours.

Cat No	Description	Weight (lb)
14818	NaviTrack Line Transmitter	9
20503	Inductive Signal Clamp	2



NaviTrack® Brick - 5 Watt

- For tracing buried cable, TV lines, phone lines and other metallic lines which can carry an electromagnetic signal.
- Fully variable 5 watts of power output.
- Lightweight, easy to carry.
- Conductive ground rod.
- Two 10' connectors.

Specifications

- 1 kHz, 8 Hz, 33 kHz, 262 kHz.
- Power Source: Six C-Cell Batteries.
- Battery Life: Greater than 120 hours.



Cat No	Description	Weight (lb)
20168	NaviTrack Brick Transmitter	2-1/2

Inductive Signal Clamp

- The RIDGID Inductive clamp allows users to apply a signal to a cable or pipe when connecting directly to the target conductor is not possible.
- The clamp couples the transmitting signal onto the conductor which then allows users to locate using a compatible receiver, such as the NaviTrack™ or NaviTrack Scout™.
- Two built in LED's inform the user the clamp is functioning properly.
- An integrated adapter allows users to attach a hotstick for out of reach lines.
- Compatible with both the NaviTrack 10 Watt Transmitter and the NaviTrack Brick Transmitter.



Cat No	Description	Weight (lb)
20503	Inductive Signal Clamp	2

Inductive Signal Clamp

- Can be attached to a drain cleaning cable or a water jet hose to locate the Remote Transmitter in a line.
- Flashing LED indicates that sonde is transmitting.



Cat No	Description
16728	Remote Transmitter, 512 – AAA
19263	Adapter for 5/8" & 3/4" Drum Machine Cables
19268	Adapter for 7/8" Sec. & 1/2" Drum Machine
19273	Adapter for 5/8" Sec. & 3/8" Drum Machine
19258	Adapter for 1 1/4" Sectional Cable

Inductive Signal Clamp

- Ideal for locating septic tanks.
- 512 Hz signal.
- Flashing LED indicates that sonde is transmitting.
- Flushable.
- Battery-powered.



Cat No	Description
19793	Float Sondes (2), Plus Extra Battery

Inductive Signal Clamp

- With a SeeSnake Flexmitter you can locate a camera in a line (now standard with all SeeSnake reels).
- If your SeeSnake camera isn't equipped with a transmitter, you can upgrade your camera with a Flexmitter.



Cat No	Description
15323	SeeSnake Flexmitter in-line transmitter
15828	Mini-SeeSnake Flexmitter

Hand Tools

Ridgid

DRAIN CLEANER TOOLS & ACCESSORIES

K-3/K-6 Closet Augers

High quality tools in 3' and 6' lengths provide fast and safe clearing of closet obstructions. Features include:

- Vinyl guard to protect porcelain.
- New durable, kink-resistant, 1/2" compression-wrapped Inner Core Cable.
- Large, ergonomically designed handles.
- Negotiate water-conserving toilets.
- Available in either drop head or bulb head models.



Cat. No.	Model No.	Description	Wt. Lb.	Replac. Cables
59787	K-3	3' Toilet Auger w/Bulb Head	4.5	—
59792	K-3 DH	3' Toilet Auger w/Drop Head	4.5	—
59797	K-6	6' Toilet Auger w/Bulb Head	4.5	60362
59802	K-6 DH	6' Toilet Auger w/Drop Head	4.5	60367

K-26 Hand Spinner

A mid-priced tool ideal for users seeking excellent performance and value. Features include:

- Slip-resistant collet chuck that clasps/unclasps cable with the flick-of-the-wrist.
- 5/16" x 25' hollow core cable with bulb head auger for maximum flexibility.
- Rotary molded plastic drum that won't rust or dent - cleans easily.
- Open drum design that permits access to cable and allows application of Cable Rust Inhibitor.



Cat. No.	Model No.	Description	In. x ft.	Wt. (lbs)
59812	K-26	Hand Spinner w/C1 Bulb Head Cable	5/16 x 25	6

K-25 Hand Spinner

The professional's choice for many years, the K-25 Hand Spinner offers premium quality. It's the ideal tool for the user who demands the best. Features include:

- Premium quality precision machined 3-jaw chuck firmly secures cable. Loosens/tightens with the flick-of-the-wrist.
- Cast aluminum ribbed hand grip that won't slip in your hand.
- Rotary molded plastic drum that won't dent or rust - cleans easily.
- Available in bulb head and drop head models. 5/16" x 25' vinyl wrapped inner core kink-resistant cables.
- Well balanced for comfortable operation.
- Capacity for 35' x 5/16".



Cat. No.	Model No.	Description	In. x ft.	Wt. (lbs)
58890	K-25-BP	Hand Spinner w/C-1[C Bulb Auger Cable	5/16 x 25	8
58895	K-25-DH	Hand Spinner w/C-2[C Drop Head Cable	5/16 x 25	8

RIDGID | Kollmann®

Powered Drain Cleaners

Serving the needs of:

- Handymen
- Contractors
- Plumbers
- Facility Maintenance
- Professional Drain Cleaners

Our broad line of high quality products enable us to service the needs of all users – from service plumbers to professionals. Superior design and quality manufacturing of RIDGID/Kollman machines, cables, tools and accessories, provide the finest results with long, trouble-free service.

Model	App.	Drain Line (in)	Cable size (in)	Machine Type	Usage
K-39	Bathroom/lavatory/kitchen sinks, tub/shower, urinal & laundry tub drains	3/4 to 2-1/2	5/16 to 3/8	Drain Gun	Lt. Duty
K-40	Bathroom/laundry/kitchen sinks, tub/shower, urinal & laundry tub drains.	3/4 to 2-1/2	5/16 to 3/8	Sink Machine	Lt. Duty
K-375	Bathroom/lavatory/kitchen sinks, shower, laundry tub, roof vents & indoor floor drains.	1-1/2 to 4	3/8 to 1/2	Drum	Lt. to Med. Duty
K-50	Bathroom/lavatory/kitchen sinks, tub/shower, laundry tub/stacks & indoor floor drains.	3/4 to 4	5/16 to 3/8 to 5/8	Sectional	Lt. to Heavy Duty
K-3800	Bathroom/lavatory/kitchen sinks, tub/shower, laundry tub, roof vents & indoor floor drains.	3/4 to 4	5/16 to 1/2	Drum	Lt. to Heavy Duty
K-60SP	Laundry tub/stacks, roof vents, and floor drains	1-1/4 to 4	5/8 to 7/8	Sectional	Lt. to Heavy Duty
K-75	Laundry tub/stacks & floor drains.	1-1/4 to 4	5/8 to 7/8	Sectional	Lt. to Heavy Duty
K-1500	Stacks/vents, floor drains, mains.	2 to 8	7/8 to 1-1/4	Sectional	Lt. Duty Heavy Duty
K-1500SP	Stacks/vents, floor drains, mains, commercial lines up to 10'.	2 to 10	7/8 to 1-1/4	Sectional	Lt. to Heavy Duty
K-1500G	Stacks/vents, floor drains, mains, commercial lines to 10'. Gas engine for remote locations.	2 to 10	7/8 to 1-1/4	Sectional	Lt. to Heavy Duty
K-750	Stacks/vents, floor drains, mains, commercial lines up to 10'	3 to 10	5/8 to 3/4	Drum	Lt. to Med. Duty
K-7500	Stacks/vents, floor drains, mains, commercial lines up to 10'.	3 to 10	5/8 to 3/4	Drum	Lt. to Heavy Duty

Rodders

Rod/Cable Size					
Model	Application	Drain Line (in)	Desc.	Machine Type	Usage
K-1000	Straight main line work in municipalities, universities, institutions and industry	8 to 24	5/16 Rod	Rodder	Heavy Duty

Water Jetting Machines (For grease, sludge, or soap-choked lines)							
Model	Application	Drain Line Size (in)	Hole Size (in)			Machine Type	Usage
			Desc.	ID	OD		
KJ-1350	Bathroom/lavatory/kitchen sinks, laundry stacks/vents and floor drains.	1-1/4 to 4	1/8 to 1/2	1/8 to 1/4	3/16 to 1/2	Jetter	Light to Heavy Duty
KJ-1750	Bathroom/lavatory/kitchen sinks, laundry stacks/vents and floor drains.	1-1/4 to 4	1/8 to 1/2	1/8 to 1/4	3/16 to 1/2	Jetter	Light to Heavy Duty
KJ-2200	Bathroom/lavatory/kitchen sinks, laundry stacks/vents and floor drains	1-1/4 to 6	1/8 to 1/2	1/8 to 1/4	3/16 to 1/2	Jetter	Light to Heavy Duty
KJ-3000	Laundry stacks/vents, floor drains/clean outs and main/commercial lines up to 8'.	2 to 8	1/4 to 3/8	1/4 to 3/8	3/16 to 5/8	Jetter	Heavy Duty

Ridgid

K-5 Grappler Hook

- Retrieves rocks, tools, objects.
- Extends your reach 6' to deepest traps.



Cat. No.	Model No.	Description	Wt. (lbs)
59190	K-5	Grappler Hook	5

One-Piece Flat Sewer Tape

- Sizes and lengths for use on sewer and drain lines through 8" in diameter and up to 100' in length.
- Carrier included with all except 25' model.
- All models have a hand grip and a spear point at one end and roller ball at the other.



Cat. No.	Model No.	Description			Line Cap. (in)	Wt. (lbs)
		Width (in)	Thickness (in)	Length (ft)		
One-Piece Tapes						
62530	E-2724	1/2	1/16	25	3/4 thru 1-1/2	3
62535	E-2725	1/2	1/16	50	3/4 thru 1-1/2	6
62540	E-2726	1/2	1/16	75	3/4 thru 1-1/2	9
62545	E-2727	1/2	1/16	100	3/4 thru 1-1/2	12
62555	E-2729	3/4	1/16	50		8
62565	E-2731	3/4	1/16	100		18
62595	E-2737	3/4	1/8	50		16
62605	E-2739	3/4	1/8	100		34
62615	E-2741	1	1/8	50		22
62625	E-2743	1	1/8	100		45

Model K-39 and K-39AF 3/4" to 2-1/2" Capacity

- Excellent for small line cleaning. Opens clogged lavatory, sink lines, urinals and tub/shower drains.
 - 5/16" cables best for 3/4" to 1-1/2" lines.
 - 3/8" cables best for 1-1/4" to 2-1/2" lines.
- Available in 3 styles: slide action chuck, powerfeed, and 3 jaw chuck.
 - Chuck styles allow for quick locking/releasing of cable.
 - New autofeed unit keeps hands off cable.
- Lightweight, easy-to-use, no setup required.
- Variabe speed 1/2" ball bearing power unit rotates cable 0 - 500 rpm's.
- Two piece twist lock canister with interchangeable inner drum.
 - Makes cable changeout simple; easy to match the right cable to the job.
 - New inner drum prevents water leaks and gently reduces cable flip over.
 - Drums won't rust or dent - ever.
- Drum Capacity: 50' of 5/16" or 35' of 3/8"
- CSA approved.



Machine Options: K-39 and K-39AF

Cat. No.	Model No.	Description	Wt. (lbs)
115V	230V		
Slide Action Chuck			
68057	68097	K-39 Machine with: - C-1 C, 5/16" x 25' Inner Core Cable w/Inner Drum.	11
68062	68102	K-39-1 Machine with: - C-1 C, 5/16" x 25' Inner Core Cable w/Inner Drum. - C-6429 Carrying Case	27
68067	68107	K-39-5 Machine with: - C-1 C, 5/16" x 25' Inner Core Cable w/Inner Drum. - C-6, 3/8" x 35' Cable w/Inner Drum. - T-250, Five-Piece Tool Set for 3/8" Cable. - C-6429 Carrying Case	34
68072	68112	K-39-7 Machine with: - C-1 C, 5/16" x 25' Inner Core Cable w/Inner Drum. - C-6, 3/8" x 35' Cable w/Inner Drum. - C-21, 5/16" x 50' Cable w/Inner Drum. - T-250, Five-Piece Tool Set for 3/8" Cable. - C-6429 Carrying Case	42

Model K-39 and K-39AF - 3/4" to 2-1/2"

Cat. No.	Model No.	Description	Wt. (lbs)
115V	230V		
68137	n.a.	K-39B Cordless Machine with: - 12-BP Battery Pack - 12-BC Battery Charger - C-1, 5/16" x 25' Cable w/Inner Drum.	13
68142	n.a.	K-39B-1 Cordless Machine with: - Two 72-BP Battery Packs - 72-BC Battery Charger - C-1, 5/16" x 25' Cable w/Inner Drum. - C-6429 Carrying Case	29
Slide Action Chuck and Autofeed			
21888	n.a.	K-39AF Machine with: - C-1 C, 5/16" x 25' Inner Core Cable w/Inner Drum.	11
23508	n.a.	K-39AF-1 Machine with: - C-1 C, 5/16" x 25' Inner Core Cable w/Inner Drum. - C-6429 Carrying Case	27
23513	n.a.	K-39AF-5 Machine with: - C-1 C, 5/16" x 25' Inner Core Cable w/Inner Drum. - C-6, 3/8" x 35' Cable w/Inner Drum. - T-250, Five-Piece Tool Set for 3/8" Cable. - C-6429 Carrying Case	34
23518	n.a.	K-39AF-7 Machine with: - C-1 C, 5/16" x 25' Inner Core Cable w/Inner Drum. - C-6, 3/8" x 35' Cable w/Inner Drum. - C-21, 5/16" x 50' Cable w/Inner Drum. - T-250, Five-Piece Tool Set for 3/8" Cable. - C-6429 Carrying Case	42
23523	n.a.	K-39B-AF-1 Cordless Machine with: - Two 72-BP Battery Packs - 72-BC Battery Charger - C-1, 5/16" x 25' Cable w/Inner Drum. - C-6429 Carrying Case	29

Model K-39 Accessories

Cables

	Cat. No.	Model No.	Description	Wt. (lbs)
	50647	S-1	15' with Bulb Auger	2-1/4
	50652	S-2	25' with Bulb Auger	3-1/2
	50657	S-3	35' with Bulb Auger	5
	62225	C-1	25' with Bulb Auger	3-1/2
	56782	C-1 C	25' Inner Core w/Bulb Auger	4
	89400	C-21	50' with Bulb Auger	7
	56792	C-13 C	35' with Bulb Auger	5-1/2
	62235	C-2	25' with Drop Head Auger	3-1/2
	56787	C-2 C	25' Inner Core w/Drop Head Auger	4
	89405	C-22	50' with Drop Head Auger	7
	56797	C-23 C	35' with Drop Head Auger	5-1/2
	62245	C-4	25' with Male Coupling	4-1/2
	62250	C-5	35' with Bulb Auger	8-1/4
	62260	C-6	35' with Male Coupling	8-1/4
	96037	C-6 C	35' with Male Coupling	8-1/2

Accessories

Cat. No.	Model No.	Description
115V & 230V		
18658	12-BP	12V Cordless Battery Pack
18663	BC-98	12V Charger
68917	-	K-39 Inner-Drum
89410	C-6429	Carrying Case
76817	-	C-6 Cable Kit incl. Inner Drum, C-6 Cable Torque Arm, T-250 Tool Set
98072	-	C-6 C Cable Kit including: Inner Drum, C-6 C Cable, Torque Arm, T-250 Tool Set
23908	A-39AF	Drum Front and AUTOFEED Assembly
23913	A-38AF	Replacement AUTOFEED Cartridge

Hand Tools

Ridgid

Model K-39 Accessories (continued)

Tools - Fits C-4, C-6 & C-6IC Cables

Cat. No.	Model No.	Description	Replacement Blade(s)
62067	T-201A	Straight Flex Auger	-
62990	T-201	Straight Auger, 5' Long	-
62995	T-202	Bulb Auger, 1-1/8" O.D.	-
63000	T-203	Bulb Auger, 7/8" O.D.	-
55457	T-225	Retrieving Auger	-
63065	T-217	Drop Head, 4' Long	-
54837	T-204	"C" Cutter 1"	54832
63005	T-205	"C" Cutter 1-3/8"	97835
63010	T-206	Funnel Auger, 3' Long	-
63030	T-210	Grease Cutter, 1"	97905
63035	T-211	Grease Cutter, 1-3/8"	97825
63040	T-212	Grease Cutter, 1-3/4"	92850
63045	T-213	4-Blade Cutter, 1"	97795
63050	T-214	4-Blade Cutter, 1-3/8"	97910
63055	T-215	4-Blade Cutter, 1-3/4"	97915
52812	T-230	H-D "C" Cutter, 2"	92815
52817	T-231	H-D "C" Cutter, 2-1/2"	92820
52822	T-232	H-D "C" Cutter, 3"	92835
48482	T-250	Tool Set includes: - T-203 - T-205 - T-217 - T-210 - A-13	-

K-40 - For 3/4" to 2-1/2" Drain Lines

The K-40 Dual Feed Sink Machine provides the professional with a powerful yet compact machine for cleaning small secondary drain lines from 3/4" to 2 1/2" (19mm - 64mm). When used with the dual feed your hands literally never need to touch the cable, and THERE IS NO MESS.

Features

- Dual Feed – Advanced two way feed keeps hands off cable, advances and retrieves with push of a lever.
- Reduces Job Time by 25% – Guide Hose-AUTOFEED completely covers spinning cable. Protects porcelain surfaces and greatly reduces job site clean up.
- Dual Position – The K-40 sits flat on the floor, countertop, or tips onto its back for easy access to elevated drains.
- Quiet and Powerful – 1/8 hp induction motor quietly delivers enough torque to clear even the toughest blockages.
- Battery Powered Option – Convenient K-40B (Battery) eliminates extension cords and improves portability. Weighs 8 lbs. less than standard K-40.
- Premium quality, compression wound inner core cable resists kinking and combines strength and flexibility.
- Two-piece "twist lock" drum housing allows easy access to the inner drum and cable and will not dent or corrode.



Cat. No.	Model No.	Description
115V 71702	230V 71727	K-40 Machine with: - C-1[C], 5/16" x 35' Cable w/Inner Drum
71722	71732	K-40G AF Machine with: - Autofeed - Guide Hose - Mounting Bracket - C-13[C], 5/16" x 35' Cable w/Inner Drum
78347	N/A	K-40B AF Battery Machine with: - (2) 14.4V Battery Packs - 14.4V Battery Charger - Autofeed - Guide Hose - Mounting Bracket - C-13[C], 5/16" x 35' Cable w/Inner Drum

Model K-40 Accessories

Cables	Cat. No.	Model No.	Description	Wt. (lbs)
1/4" Bulb Auger	50647	S-1	15' with Bulb Auger	2-1/4
	50652	S-2	25' with Bulb Auger	3-1/2
	50657	S-3	35' with Bulb Auger	5
5/16" Bulb Auger	62225	C-1	25' with Bulb Auger	3-1/2
	56782	C-1[C]	25' Inner Core w/Bulb Auger	4
	89400	C-21	50' with Bulb Auger	7
	56792	C-13[C]	35' with Bulb Auger	5-1/2
	95847	C-13[CSB]	35' Inner Core Speed Bump with Bulb Auger	5-1/2
5/16" Drop Head	62235	C-2	25' with Drop Head Auger	3-1/2
	56787	C-2[C]	25' Inner Core w/Drop Head Auger	4
	89405	C-22	50' with Drop Head Auger	7
	56797	C-23[C]	35' with Drop Head Auger	5-1/2
3/8"	62245	C-4	25' with Male Coupling	4-1/2
	62250	C-5	35' with Bulb Auger	8-1/4
	62260	C-6	35' with Male Coupling	8-1/4
	96037	C-6IC	35' with Male Coupling	8-1/2

Tools - Fits C-4, C-6 & C-6IC Cables

Cat. No.	Model No.	Description	Rplcmnt Blade(s)
62990	T-201	Straight Auger, 5' Long	-
62995	T-202	Bulb Auger, 1-1/8" O.D.	-
63000	T-203	Bulb Auger, 7/8" O.D.	-
55457	T-225	Retrieving Auger	-
63065	T-217	Drop Head, 4' Long	-
54837	T-204	"C" Cutter 1"	54832
63005	T-205	"C" Cutter 1-3/8"	97835
63010	T-206	Funnel Auger, 3' Long	-
63030	T-210	Spade Cutter, 1"	97905
63035	T-211	Spade Cutter, 1-3/8"	97825
63040	T-212	Spade Cutter, 1-3/4"	92850
63045	T-213	4-Blade Cutter, 1"	97795
63050	T-214	4-Blade Cutter, 1-3/8"	97910
63055	T-215	4-Blade Cutter, 1-3/4"	97915
48482	T-250	Tool Set includes: - T-203 - T-217 - T-205 - A-13 - T-210	-

Cat No	Model No	Description
26558	A-40AF	AUTOFEED Assembly & Guide Hose for K-40 Includes Mounting
23913	A-39/40AF	AUTOFEED Cartridge Assembly for K-40
71757	A-40G	Guide Hose
72702	A-40B	Mounting Bracket
76817		C-6 Cable Kit Includes: - C-6 3/8" x 35' (10.7m) Cable w/Inner Drum - Torque Arm - T-250 5 Piece Tool Kit
83407		14.4V Battery Pack
83417		115V Charger
68917		Inner Drum
71847		Torque Arm
98072		C-6IC Cable Kit Includes: - C-6IC 3/8" x 35' (10.7m) Cable w/Inner Drum - Torque Arm - T-250 5 Piece Tool Kit

Ridgid

Model K-400 - For 1-1/2" to 4" Drain Lines

The K-400 offers several unique, user-friendly features to make the toughest drain cleaning jobs easier and hassle-free. Designed with a sleek profile, the K-400 is a great fit for drain cleaners, service plumbers, facility and institutional maintenance departments and property management companies.

Features

- Integrated Transport Cart – allows for easy movement to and from the job site. Heavy-duty, over-molded rubber wheels easily navigate over bumps and up stairs.
- Integrated Telescoping Handle – provides high-handle height during transport. Handle locks in low position during drain cleaning operation or during transport to minimize space requirements.
- Cable Control System – causes the drum to stop spinning when the blade becomes lodged in a blockage, limits potential for cable to flip over in the drum and helps to indicate to operator when blockages are encountered.
- "Solid Core" Cable – uses tough 3/8" or 1/2" Integral Wound (IW) solid core cable that is rugged and kink resistant. Each size comes in several lengths and utilizes a variety of the RIDGID quick-connect cutters.
- AUTOFEED® – offered as an accessory, this patented, automatic cable feed powers cable in and out of the drain. Reverse the direction of the AUTOFEED and the cable feeds back into the drum.



115V Machine Options

Cat No	Model No	Description
26993	K-400 w/C-31 IW	K-400 Machine w/Gloves & Std. Equipment – C-31 IW 3/8" x 50' Solid Core (Integral Wound) Cable, – T-260 Tool Set Includes: – T-202 Bulb Auger – T-205 "C" Cutter
24853	K-400 w/C-32 IW	K-400 Machine w/Gloves & Std. Equipment – C-32 IW 3/8" x 75' Solid Core (Integral Wound) Cable, – T-260 Tool Set
27008	K-400 AF w/C-32 IW	K-400 Machine w/Gloves & Std. Equipment – Two-Wheel Cart – AUTOFEED – C-32 IW 3/8" x 75' Solid Core (Integral Wound) Cable
27003	K-400 w/C-44 IW	K-400 Machine w/Gloves & Std. Equipment – C-44 IW 1/2" x 50' Solid Core (Integral Wound) Cable – T-260 Tool Kit
26998	K-400 w/C-45 IW	K-400 Machine w/Gloves & Std. Equipment – C-45 IW 1/2" x 75' Solid Core (Integral Wound) Cable – T-260 Tool Set
27013	K-400 AF w/C-45 IW	K-400 Machine w/Gloves & Std. Equipment – AUTOFEED – C-45 IW 1/2" x 75' Solid Core (Integral Wound) Cable – T-260 Tool Set

Model K-375 Accessories:

3/8" IW Solid Core Cables

Cat. No.	Model No.	Description	Wt. (lbs)
87577	C-31IW	50' I.W. Cable	18
87582	C-32IW	75' I.W. Cable	26
87587	C-33IW	100' I.W. Cable	34
91042	–	Repair End	0.5

1/2" IW Solid Core Cables

Cat. No.	Model No.	Description	Wt. (lbs)
87592	C-44IW	50' I.W. Cable	27
87597	C-45IW	75' I.W. Cable	39
91042	–	Repair End	0.6

Model K-375 Accessories (continued)

Tools - Fits C-31IW, C-32IW, C-33IW, C-44IW, & C-45IW

	Cat. No.	Model No.	Description	Rplcmt. Blades
	62990	T-201	Straight Auger, 5" Long	—
	62995	T-202	Bulb Auger, 1-1/8" O.D.	—
	63000	T-203	Bulb Auger, 7/8" O.D.	—
	63065	T-217	Drop Head, 4" Long	—
	63005	T-205	"C" Cutter	97835
	63010	T-206	Funnel Auger, 3" Long	—
	63015	T-207	Spiral Cutter, 1-1/4"	97840
	63020	T-208	Spiral Cutter, 1-1/2"	97895
	63025	T-209	Spiral Cutter, 2"	97900
	63030	T-210	Spade Cutter, 1"	97905
	63035	T-211	Spade Cutter, 1-3/8"	97825
	63040	T-212	Spade Cutter, 1-3/4"	92850
	63045	T-213	4-Blade Cutter, 1"	97795
	63050	T-214	4-Blade Cutter, 1-3/8"	97910
	63055	T-215	4-Blade Cutter, 1-3/4"	97915
	63060	T-216	Chain Knocker, 2"	98000
	49002	T-260	Tool Set (3/8" - K-375) – T-202 Bulb Auger – T-205 "C" Cutter – T-211 Spade Cutter – A-13 Pin Key	—
	12128	T-240	Tool Set (3/8" - K-380) – T-202 Bulb Auger – T-211 Spade Cutter – A-13 Pin Key	—

Accessories

	Cat. No.	Model No.	Description	Wt. (lbs)
	41937	–	Drain Cleaning 1/2 0.2 Gloves, Leather	1/2
	70032	–	Drain Cleaning Gloves, PVC	–
	59230	A-13	Pin Key For 3/8" Cable	–
	59225	A-12	Pin Key For 1/2" Cable	–
	26773	–	K-400 AutoFeed Assembly	2
	27048	–	K-400 Drum Assembly	10
	92607	–	3/8" x 1/2" Tool Adaptor	1/2
	92682	–	3/8" x 1/2" Drop Head Adaptor	1/2
	92687	–	Coupling 1/2" Drop Head Tool	1/2
	26778	–	Guide Hose	2
	51317	C-9	Trap Leader	5
	59982	–	Cable Rust Inhibitor - 1 Qt	2-1/2
	59987	–	Cable Rust Inhibitor - 1 Gal.	8-1/2

Model K-50 - For 3/4" to 4" Drain Lines

- Compact, versatile, professional's machine. Capable of running three different size cables: 5/16", 3/8", and 5/8". The perfect, all-around sink, shower and floor drain machine. Weighs less than 40 lbs.
- Unique, easy-to-use, instant-acting cable clutch maximizes operator control:
 - Pull handle down and cable spins at 400 RPM.
 - Release handle, cable stops – instantly.
- Uses sections of 5/8" cable, cleans 1-1/4" to 4" lines up to 100 feet.
 - C-8 best for 1 1/4 -3" drains.
 - C-9 best for 2 - 4" drains.
- Equipped with an A-17 adaptor, runs up to 50 feet of 5/16" or 35 feet of 3/8" continuous length cable.
 - 5/16" best for 3/4" to 1 1/2" lines.
 - 3/8" best for 1 1/4" to 2" lines.
- Equipped with 1/6 HP motor; 115V Models CSA approved.
- Approved to UL standards (NRTLCL).



– continues –

Hand Tools

Ridgid

Model K-50 (continued)





Cat. No.	230V	Model No.	Description	Wt. (lbs)
58920	76455	K-50	Machine Only	37
58960	76475	K-50-4	Machine, with: - A-30 Cable Kit	61
58980	76485	K-50-6	Machine, with: - A-17-A Adapter - A-30 Cable Kit	67
59000	76495	K-50-8	Machine, with: - A-17-A Adapter - A-17-B Adapter - A-30 Cable Kit	77
52972	—	K-50-9	Machine, with: - A-40 Cable Kit	74

K-50-8 includes:


- K-50 Machine
- A-17-A, Adapter includes:
– 25' x 5/16", C-1 Bulb Auger Cable.
- A-17-B, Adapter includes:
– 35' x 3/8", C-5 Bulb Auger Cable

Model K-50 Accessories:


Cables

Cat. No.	Model No.	Description	Wt. (lb)
	62225 C-1 56782 C-1C 89400 C-21	25' w/Bulb Auger 25' Inner Core w/Bulb Auger 50' w/Bulb Auger	3-1/2 4 7
	62235 C-2 56787 C-2C 89405 C-22	25' w/Drop Head Auger 25' Inner Core w/Drop Head Auger 50' w/Drop Head Auger	3-1/2 4 7
	62245 C-4 62250 C-5 62260 C-6 96037 C-6IC	25' w/Male Coupling 35' w/Bulb Auger 35' w/Male Coupling 35' w/Male Coupling	4-1/2 8-1/4 8-1/4 8-1/2
	62265 C-7 62270 C-8 51317 C-9	7-1/2' Tight-Wind 7-1/2' All-Purpose Wind 10' Heavy-Duty Wind	4 3 4-3/4








Adapters

Cat. No.	Model No.	Description	Wt. (lb)
	59250 A-17-A 59255 A-17-B 59265 A-17-C 92095 A-17-D 92100 A-17-E	Adapter w/25' x 5/16" Cable w/Bulb Auger Adapter w/35' x 3/8" Cable w/Bulb Auger Adapter w/35' x 3/8" Cable w/Male Coupling Adapter w/50' x 5/16" Cable w/Bulb Auger Adapter w/50' x 5/16" Cable w/Drop Head	8 13 13 12 12











Cable Kits

Cat. No.	Model No.	Cable	Tools & Access.	Wt. (lbs)
	59365 A-30	Six Sections: C-8, 5/8" x 7-1/2'	T-201 Straight Auger T-202 Bulb Auger T-205 "C" Cutter T-211 Spade Cutter A-13 Coupling Pin Key A-10 Cable Carrier A-14-6 Rear Guide Hose A-1 Left-Hand Mitt	20
	59370 A-30TW	Six Sections: C-7, 5/8" x 7-1/2' Tight-Wind	Same as A-30	30
	52962 A-40	Six Sections: C-9, 5/8" x 10'	T-206 Funnel Auger T-215 4-Blade Cutter T-231 "C" Cutter A-13 Coupling Pin Key A-10 Cable Carrier A-14-10 Rear Guide Hose A-1 Left Hand Mitt	37

Accessories

Cat. No.	Model No.	Description	Wt. (lbs)
	59235 A-14-6 84325 A-14-10	6' Rear Guide Hose 10' Rear Guide Hose	5 7
	59270 A-18	Front Guide Hose Assembly	9
	59210 A-10	Cable Carrier (Holds 90' C-8, C-9)	3-1/4
	59205 A-1	Left-Hand Mitt	1/2
	59295 A-2	Right-Hand Mitt	1/2
	59230 A-13	Pin Key For 5/8" Cable	1/8
	59450 A-3179	K-50 Jaw Set	1-1/2

Tools - Fit C-4, C-6, C-7, C-8 and C-9

Cat. No.	Model No.	Description	Rplcm. Blades
	62990 T-201 62067 T-201A 62995 T-202 63000 T-203 55457 T-225	Straight Auger, 5" Long Straight Flex Auger Bulb Auger, 1-1/8" O.D. Bulb Auger, 7/8" O.D. Retrieving Auger	— — — — —
	63065 T-217	Drop Head, 4" Long	—
	54837 T-204 63005 T-205	"C" Cutter 1" "C" Cutter 1-3/8"	54832 97835
	63010 T-206	Funnel Auger, 3" Long	—
	63015 T-207 63020 T-208 63025 T-209	Spiral Cutter, 1-1/4" Spiral Cutter, 1-1/2" Spiral Cutter, 2"	97840 97895 97900
	63030 T-210 63035 T-211 63040 T-212	Spade Cutter, 1" Spade Cutter, 1-3/8" Spade Cutter, 1-3/4"	97905 97825 92850
	63045 T-213 63050 T-214 63055 T-215	4-Blade Cutter, 1" 4-Blade Cutter, 1-3/8" 4-Blade Cutter, 1-3/4"	97795 97910 97915
	63060 T-216	Chain Knocker, 2"	98000
	63280 T-218 63070 T-219 63080 T-220 63220 T-221	Flue Brush, 3" Flue Brush, 2-1/2" Flue Brush, 2" Flue Brush, 1-1/2"	— — — —
	52812 T-230 52817 T-231 52822 T-232	H-D "C" Cutter, 2" H-D "C" Cutter, 2-1/2" H-D "C" Cutter, 3"	92815 92820 92835
	48482 T-250	Tool Set includes: -T-203 -T-217 -T-205 -A-13 -T-210	—
	12128 T-240	Tool Set (3/8"-K-380) - T-202 Bulb Auger - T-211 Spade Cutter - A-13 Pin Key	—

Model K-380 - For 3/4" to 4" Drain Lines

- A powerful, easy to transport, versatile machine for cleaning indoor drains. Requires minimal set-up to clean sink lines, floor drains and roof vents.
- Rugged, corrosion-resistant molded cable drum won't dent or rust. The drum tilt adjusts for proper cable feed angle. Inner-drum guards against cable flip-over.
- Cable drum's quick-release and built-in hand-holds allow easy cable change and transport.
- Standard drum capacity is 100' of 3/8" or 90' of 1/2" continuous length cable:
 - 3/8" cable best for 1 1/2" to 3" lines up to 100'.
 - 1/2" cable best for 2" to 4" lines up to 90'.
- Optional sink drum holds up to 50' of 5/16" or 1/4" cable.
 - Ideal for cleaning through 3/4" to 1 1/2" sink traps.



– continues –

Ridgid

Model K-3800 (continued)

- Powerful 1/12 HP Universal Motor spins cable at 240 RPM. When cable hits blockage, motor gears down automatically to deliver more power and enhance operator control.
- Tools connect to cable in seconds.
- CSA approved.
- Approved to UL standards (NRTLCL).
- IW (Integral Wound) cables available. IW cables are slightly stiffer and kink resistant. All IW cables use 3/8" T-200 series cutters.

Machine Options

Cat. No.	Model No.	Description	Wt. (lbs)
53107	59462	K-3800 Machine w/gloves	42
53112		K-3800 Machine w/Std. Equip. C-31, 3/8" x 50' Cable T-202 Bulb Auger T-205 "C" Cutter T-211 Spade Cutter A-13 Pin Key Pair of Gloves	65
53117	63827	K-3800 Machine w/Std. Equip. C-32, 3/8" x 75' Cable T-202 Bulb Auger T-205 "C" Cutter T-211 Spade Cutter A-13 Pin Key Pair of gloves	71
53122	63822	K-3800 Machine w/Std. Equip. C-45, 1/2" x 75' Cable T-102 Funnel Auger T-142 Knife Blade Cutter T-107 Spade Cutter A-12 Pin Key Pair of gloves	83
53127	-	K-3800 Machine w/Std. Equip. C-46, 1/2" x 90' Cable T-102 Funnel Auger T-142 Knife Blade Cutter T-107 Spade Cutter A-12 Pin Key	91

1/4" Cables - For Sink Drum

Cat. No.	Model No.	Description	Wt. (lbs)
50652	S-2	25' w/Funnel Auger	3-1/2
50657	S-3	35' w/Funnel Auger	5

3/8" Cables - For Standard Drum

Cat. No.	Model No.	Description	Wt. (lbs)
37842	C-31	50' (15m) I.C. Cable	18
37847	C-32	75' (23m) I.C. Cable	26
37852	C-33	100' (30m) I.C. Cable	34
51752	T-122	Repair End	1

Tools - Fits C-31, C-32 and C-33

Cat. No.	Model No.	Description	Replacement Blades
62990	T-201	Straight Auger, 5" Long	—
62995	T-202	Bulb Auger, 1-1/8" O.D.	—
63000	T-203	Bulb Auger, 7/8" O.D.	—
63065	T-217	Drop Head, 4" long	—
54837	T-204	"C" Cutter, 1"	54832
63005	T-205	"C" Cutter, 1-3/8"	97835
63010	T-206	Funnel Auger, 3" long	—
63015	T-207	Spiral Cutter, 1-1/4"	97840
63020	T-208	Spiral Cutter, 1-1/2"	97895
63025	T-209	Spiral Cutter, 2"	97900
63030	T-210	Spade Cutter, 1"	97905
63035	T-211	Spade Cutter, 1-3/8"	97825
63040	T-212	Spade Cutter, 1-3/4"	92850

Tools - Fits C-31, C-32 and C-33 (continued)

Cat. No.	Model No.	Description	Replacement Blades
63045	T-213	4-Blade Cutter, 1"	97795
63050	T-214	4-Blade Cutter, 1-3/8"	97910
63055	T-215	4-Blade Cutter, 1-3/4"	97915
63060	T-216	Chain Knocker, 2"	98000
49002	T-260	Tool Set: T-202 Bulb Auger T-205 "C" Cutter T-211 Spade Cutter A-13 Pin Key	—
12128	T-240	Tool Set (3/8") - T-202 Bulb Auger - T-211 Spade Cutter - A-13 Pin Key	—
55457	T-225	Straight Retrieving Auger	—

Accessories

Cat. No.	Model No.	Description	Wt. (lb)
55002	A-380	Standard Drum for 3/8", 1/2" Cable	12-1/2
55007	A-381	Sink Drum for 5/16", 1/4" Cable	12-1/2
55012	A-381-A	Sink Drum with 25' x 5/16" IC Cable w/Bulb Head	16-1/2
41937	—	Pair of Gloves	1/2
59230	A-13	Pin Key for 3/8" Cable	1/2
59225	A-12	Pin Key for 1/2" Cable	1/2
55017	—	Transport Cart	18
60087	A3800 P.F.	Power Feed	7-3/8
62412		Front Guide Hose Adaptor Kit	3.5
59982		Cable Rust Inhibitor 1 Qt.	2.5
59987		Cable Rust Inhibitor 1 Gal.	8.5

5/16" Cables - For Sink Drum

Cat. No.	Model No.	Description	Wt. (lbs)
56782	C-11C	25' Inner Core w/Bulb Auger	4
56792	C-131C	35' w/Bulb Auger	5-1/2
56787	C-21C	25' Inner Core w/ Drop Head Auger	4
56797	C-231C	35' w/Drop Head Auger	5-1/2

1/2" Cable - For Standard Drum

Cat. No.	Model No.	Description	Wt. (lbs)
37857	C-44	50' I.C. Cable	27
37862	C-45	75' I.C. Cable	39
37867	C-45HC	75' Hollow Core Cable	38
55467	C-46	90' I.C. Cable	47
59917	T-121	Repair End	0.6

Tools - Fits C-44, C-45, and C-46

Cat. No.	Model No.	Description	Replacement Blades
62850	T-101	Straight Auger	—
62855	T-102	Funnel Auger	—
62865	T-104	"H" Cutter, 2-1/2"	97800
62880	T-107	Spade Cutter, 1-3/4"	92850
62930	T-112	4-Blade Cutter, 1-3/4"	97915
62935	T-113	4-Blade Cutter, 3"	97940
62940	T-114	Chain Knocker	97985
54842	T-141	Knife Blade Cutter, 1-1/2"	54847
54852	T-142	Knife Blade Cutter, 2-1/2"	97800
54992	T-270	Tool Set: T-102 Funnel Auger T-142 Knife Blade Cutter T-107 Spade Cutter A-12 Pin Key	—
92687		Drop Head Adaptor 1/2"	—

Hand Tools

Ridgid

Model K-60SP - For 1-1/4" to 4" Drain Lines

- A compact machine for institutional, commercial or residential cleaning. Also ideal for septic tank vacuum truck operators. Small enough to fit into cramped spaces, yet powerful enough to clear tough blockages.
- Ideal for roof-top vent stacks. Rear handle allows for easy transporting up ladders and onto roof tops.
- Unique, easy-to-use instant acting cable clutch maximizes operator control.
Push handle down, cable spins at 600RPM
Release handle, cable stops instantly, no overrun to kink or damage cable.
- Simple adjustment knob allows unit to spin both 7/8" and 5/8" diameter cable. Adjusts in seconds.
7/8" cable (C-10) cleans 2" to 4" lines through 150 feet.
5/8" cable (C-7, C-8, C-9) cleans 1-1/4" to 4" lines through 125 feet.
- Remove only two bolts to access jaw set for cleaning or replacement. Removal of same bolts provides access to belt drive.
- Equipped with 1/2 HP motor.
- CSA approved.



K-60SP

Machine Options

Cat. No.	Model No.	Description	Wt. (lbs)
66492	66512	Machine with A-1 Operator's Mitt, A-12 Pin Key, and A-60-12 Rear Guide Hose	41
66497	66517	Machine with A-1 Operator's Mit, A-12 Pin Key, and A-60-12 Rear Guide Hose, plus: A-61 Tool Kit A-62 Cable Kit	92

K-60SP-SE includes:

- K-60SP Machine
- A-1 Operator's Mitt
- A-60-12 Rear Guide Hose
- A-62 Cable Kit, includes:
 - A-8 Cable Carrier
 - Five Sections Of C-10,
- 7/8" Cable, Total 75 Feet
- A-61 Tool Kit, includes:
 - T-101 Straight Auger
 - T-102 Funnel Auger
 - T-107 Spade Cutter
 - T-125 Retrieving Auger
 - T-150-1 Sharktooth Cutter

Cables and Leaders

Cat. No.	Model No.	Description	Wt. (lbs)
62275	C-10	15' All-Purpose Wind	9-1/2
30007	T-127	7/8" Trap Leader	2
51317	C-9	10' Heavy-Duty	5
62270	C-8	7-1/2' All-Purpose Wind	3
25046	C-8PC	7-1/2' All-Purpose Wind w/Plastic Core	3-1/2
62265	C-7	7-1/2' Tight-Wind	4

Cable Kits and Tool Kit

Cat. No.	Model No.	Description	Wt. (lbs)
61630	A-62	Std. Equipment Cable Kit for K-60SE, includes: Five Sections C-10, 7/8" x 15' cable – A-8 Cable Carrier	43
61625	A-61	Std. Equipment Tool Kit for K-60 SE, includes: T-101 Straight Auger – T-102 Funnel Auger – T-107 Spade Cutter – T-125 Retrieving Auger – T-150-1 Sharktooth Cutter – A-3 Tool Box – A-12 Pin Key	8
48472	A-35	5/8" Cable Kit, includes: Six Sections C-8, 5/8" x 7-1/2" cable – A-10 Cable Carrier – T-201 Straight Auger – T-202 Bulb Auger – T-205 "C" Cutter – A-13 Coupling Pin Key	18

Accessories

Cat. No.	Model No.	Description	Wt. (lbs)
59360	A-3	Tool Box	5
59205	A-1	Left-Hand Mitt	1/2
59295	A-2	Right-Hand Mitt	1/2
59230	A-13	Pin Key, 5/8" cable	1/8
61615	A-60-12	12' Rear Guide Hose for K-60	12
76575	A-60-16	16' Rear Guide Hose for K-60	15.5
59445	A-5	Grease Gun	1/2
59470	A-8	Cable Carrier (Holds 75' 7/8" Cable/C-10)	5-1/2
59210	A-10	Cable Carrier (Holds 45' 7/8" Cable/C-10) (Holds 90' 5/8" cable/C-7, C-8, C-9)	3-1/4
59425	A-36	Cable Caddy	15
65687		K-60SP Replacement Jawset	3/4

Tools for C-10 Cable (7/8")

Cat. No.	Model No.	Description	Rplcmt. Blades
62850	T-101	Straight Auger	–
62855	T-102	Funnel Auger	–
27642	T-125	Retrieving Auger	–
62860	T-103	Sawtooth Cutter, 2-1/2"	98070
62865	T-104	"H" cutter, 2-1/2"	97800
62870	T-105	Grease Cutter, 2-1/2"	97920
62875	T-106	Grease Cutter, 3-1/2"	97925
62880	T-107	Spade Cutter, 1-3/4"	92850
62915	T-109	Spiral Sawtooth Cutter, 1-3/4"	97930
62920	T-110	Spiral Sawtooth Cutter, 2-1/4"	97935
62925	T-111	Spiral Sawtooth Cutter, 3"	92890
62930	T-112	4-Blade Cutter, 1-3/4"	97915
62935	T-113	4-Blade Cutter, 3"	97940
98050	T-150	Sharktooth Cutter, 3" and 4"	98005
98055	T-150-1	Sharktooth Cutter, 3" Blade	98010
98060	T-150-2	Sharktooth Cutter, 4" Blade	98010
62940	T-114	Chain Knocker	97985

Model K-1500 – For 2" to 8" Drain and Sewer Lines

- The finest all-around sewer and drain cleaning machine. One-man can easily clean the heaviest blockages – indoors or out. High-speed cleaning gets the job done faster... better.
- Unique, easy-to-use instant-acting cable clutch maximizes operator control:
 - Pull handle down, cable spins at constant 710 RPM
 - Release handle, frees cable instantly, no overrun to loop or break cable.
- Wheels to the jobsite - sets-up fast, cleans-up fast.
- Low-profile "B" frame design will fit most crawl spaces, loads and unloads from truck easily. Upright "A" frame features cable carrier storage during transport, ideal for in-house applications.
- Equipped to run easy-to-handle 15-foot sections of 1-1/4" cable to clean 3" to 8" lines to 200 feet.
- Easy clutch jaw change-out adapts K-1500 to run 15-foot sections of 7/8" cable through 2" to 4" lines up to 175 feet.
- Equipped with 3/4 HP motor; 115V Models CSA approved.



B Frame

– continues –

Ridgid

Model K-1500 (continued)

Machine Options - A Frame

Cat. No.			Model No.	Description	Wt. (lbs)
115V-60HZ	230V-50HZ	240V-50HZ			
23692	—	27612	K-1500A	Machine with A-1 Mitt, A-12 Pin Key and Rear Guide Hose	135
23712	—	27592	K-1500A	Machine with A-1 Mitt, A-12 Pin Key, and A-34-12 Rear Guide Hose, Plus: - Seven Sections 1-1/4" (C-11) Cable, Total 105 Feet - Two A-8 Cable Carriers - Nine-Piece 1-1/4" Tool Set	256
23702	—	—	K-1500A	Machine with A-1 Mitt, A-12 Pin Key and A-34-12 Rear Guide Hose, Plus: - Seven Sections 1-1/4" (C-14) Cable, Total 105 Feet - Two A-8 Cable Carriers - Nine-Piece 1-1/4" Tool Set	256

Machine Options - B Frame

Cat. No.			Model No.	Description	Wt. (lbs)
115V-60HZ	230V-50HZ	240V-50HZ			
23697	27617	—	K-1500B	Machine with A-1 Mitt, A-12 Pin Key, and A-34-12 Rear Guide Hose	135
23717	27597	27637	K-1500B	Machine with A-1 Mitt, A-12 Pin Key, and A-34-12 Rear Guide Hose, Plus: - Seven Sections 1-1/4" (C-11) Cable, Total 105 Feet - Two A-8 Cable Carriers - Nine-Piece 1-1/4" Tool Set	256
23707	—	—	K-1500B	Machine with A-1 Mitt, A-12 Pin Key, and A-34-12 Rear Guide Hose, Plus: - Seven Sections 1-1/4" (C-14) Cable Total 105 Feet - Two A-8 Cable Carriers - Nine-Piece 1-1/4" Tool Set	256

K-1500 B W/C-11 shown above includes:

- K-1500 B Machine with A-1 Mitt, A-12 Pin Key and A-34-12 Rear Guide Hose
- Seven Sections of 1-1/4" (C-11) Cable, Total 105 Feet
- Two A-8 Cable Carriers
- Nine-Piece Tool Set Includes:
 - T-1 Straight Auger
 - T-3 Funnel Auger
 - T-6 Retrieving Auger
 - T-8 Grease Cutter
 - T-13 Sawtooth Cutter
 - T-50-1 Sharktooth Cutter
 - A-2864 Hex Key
 - A-3516 Hex Key
 - A-3 Tool Box

Accessories

	Cat. No.	Model No.	Description	Wt. (lbs)
	59470	A-8	Cable Carrier, 60-Foot Capacity (1-1/4")	5-1/2
	59475	A-9	Cable Carrier, 150-Foot Capacity (1-1/4")	14
	59415	A-34-10	10-Foot Rear Guide Hose	13-3/8
	59395	A-34-12	12-Foot Rear Guide Hose	20
	59400	A-34-16	16-Foot Rear Guide Hose	26.4
	59300	A-20	Front Guide Hose Assy.	25
	59205	A-1	Left-Hand Mitt	1/2
	59295	A-2	Right-Hand Mitt	1/2
	62467	A-1HD	Heavy-Duty Left-Hand Drain Cleaning Mitt	1/2
	62472	A-2HD	Heavy-Duty Right-Hand Drain Cleaning Mitt	1/2
	59360	A-3	Tool-Box	5
	59225	A-12	Coupling Pin Key	1/8
	59440	A-4	Trap Spoon (30")	1-3/4
	59240	A-17	Manhole Guide Pipe	23
	59320	A-369X	1-1/4" Replacement Jawset	3/4
	59325	A-368X	7/8" Replacement Jawset	3/4

Tools – Fits C-11, C-12, C-14 and C-15

	Cat. No.	Model No.	Description	Rplcmt. Blades
	62840	T-1	Straight Auger	—
	61800	T-2	Heavy-Duty Straight Auger	—
	63105	T-3	Funnel Auger	—
	61790	T-4	Heavy-Duty Funnel Auger	—
	63190	T-5	Straight Retrieving Auger	—
	63195	T-6	Funnel Retrieving Auger	—
	63200	T-7	Hook Auger	—
	63205	T-8	Grease Cutter, 2-1/2"	97920
	63210	T-9	Grease Cutter, 3-1/2"	97925
	62845	T-10	Grease Cutter, 4-1/2"	97865
	59480	T-11	"H" Cutter, 2-1/2"	97800
	59485	T-12	"H" Cutter, 3-1/2"	97945
	61970	T-13	Sawtooth Cutter, 2-1/2"	98075
	61975	T-14	Sawtooth Cutter, 3-1/2"	98075
	61770	T-15A	Expanding Cutter, 4" – 6"	62970
	61825	T-15B	Expanding Cutter, 6" – 8"	62980
	61960	T-16	Spiral Bar Cutter, 4"	97855
	61850	T-17	Spiral Bar Cutter, 6"	97955
	61855	T-18	Spiral Bar Cutter, 8"	97960
	59625	T-21	Spiral Sawtooth Cutter, 3-1/2"	97965
	63075	T-22	Spiral Sawtooth Cutter, 3"	97970
	63085	T-23	Spiral Sawtooth Cutter, 4"	97850
	59765	T-24	4-Blade Cutter, 2-1/2"	97940
	59770	T-25	4-Blade Cutter, 3-1/2"	97975
	59775	T-26	4-Blade Cutter, 4-1/2"	97805
	59780	T-26A	4-Blade Cutter, 5-1/2"	97980
	98030	T-50	Three Blade (3" - 4" - 5")	—
	98035	T-50-1	Sharktooth Cutter, 3"	98005
	98040	T-50-2	Sharktooth Cutter, 4"	98010
	98045	T-50-3	Sharktooth Cutter, 6"	98015
	63110	T-31	Chain Knocker, For 3/4" Pipe	97985
	63115	T-32	Chain Knocker, For 6" Pipe	97990
	63120	T-33	Chain Knocker, For 8" Pipe	97995
	63145	T-38	Flue Brush, 1-1/2"	—
	63150	T-39	Flue Brush, 2"	—
	63155	T-40	Flue Brush, 2-1/2"	—
	63160	T-41	Flue Brush, 3"	—
	63165	T-42	Flue Brush, 3-1/2"	—
	63170	T-43	Flue Brush, 4"	—
	63175	T-44	Flue Brush, 4-1/2"	—
	63240	T-45	Flue Brush, 5"	—
	63180	T-46	Flue Brush, 5-1/2"	—
	63185	T-47	Flue Brush, 6"	—

Cables, Leaders and Cable Kits

	Cat. No.	Model No.	Description	Wt. (lbs)
	62280	C-11	15' Std. All-Purpose Wind. 3/8" Pitch. Good for 4" Traps, 3" – 8" Lines.	16
	24226	C-11PC	15' Standard All-Purpose Wind w/ Plastic Core. 3/8" Pitch. Good for 4" Traps, 3-8" Lines	17.6
	62285	C-12	15' Extra-Heavy-Duty Wind. 3/8" Pitch. Recommended For 4" – 10" Long Runs, No. 4" Traps.	19
	62295	C-14	15' Heavy-Duty Wind. 1/2" Pitch. Recommended For 3" – 10" Lines Through Cleanout, No 4" Traps.	16
	62300	C-15	15' Extra-Flexible Wind. 1/2" Pitch Recommended for 3" – 6" Lines. Good for Traps.	12
	63090	T-27	1-1/4" x 25' Leader	2-3/4"
	62275	C-10	15' Std., All-Purpose Wind. Requires A-368X Jawset 7/8" Tools	9-1/2
	25036	C-10PC	15' Std., All-Purpose Wind. w/ Plastic Core	10
To adapt K-1500 to run 7/8" cable; requires A-368X Jawset and 7/8" Cable Kit.				
	59325	A-368X	7/8" Jaw Set	—
	59320	A-369-X	1-1/4" Jaw Set	—
	61630	A-62	7/8" Cable Kit - Five sections C-10, 7/8" x 15' Cable - A-8 Cable Carrier	43
	61625	A-61	7/8" Tool Kit - T-101 Straight Auger - T-102 Funnel Auger - T-107 Spade Cutter - T-125 Retrieving Auger - T-150 1 Sharktooth Cutter - A-3 Tool Box - A-12 Pin Key	8

Hand Tools

Ridgid

Model K-1500SP – For 2" to 10" Drain and Sewer Lines

- All the features of the standard K-1500 with extra power to clean larger lines (10") and longer distances (through 300 feet). Cuts through blockages fast.
- Equipped with full 1 HP TEFC motor and heavy-duty rotary switch.
- Unique easy-to-use, instant-acting cable clutch maximizes operator control:
 - Pull handle down and cable spins at 600 RPM.
 - Release frees cable instantly, no over-run to loop or damage cable.
- Low-profile frame design will fit most crawl spaces.
- 10" semi-pneumatic ball bearing wheels.
- Easy clutch jaw change-out adapts the K-1500 SP to use 7/8" cable to clean 2" to 4" lines through 175 feet (order jawset A-368X, 59325).
- CSA approved.
- Approved to UL standards (NRTLCL).



K-1500SP W/C-11 shown above includes:

- K-1500SP Machine with A-1 Mitt and A-12 Pin Key.
- A-34-12 Rear Guide Hose.
- 150 Feet, Ten Sections of C-11, 1-1/4" Cable.
- Three A-8 Cable Carriers.
- Nine-Piece 11/4" Tool Package, includes:
 - T-1 Straight Auger.
 - T-6 Retrieving Auger.
 - T-13 2 1/2" Sawtooth Cutter.
 - A-3516 Hex Key (1/4").
 - T-50 Sharktooth Cutter with 3", 4" and 5" Blades.
 - T-3 Funnel Auger.
 - T-8 2 1/2" Grease Cutter.
 - A-2864 Hex Key (3/16").
 - A-3 Tool Box.

Machine Options - B Frame

Cat No		Model	Description	Weight (lb)
120V - 60Hz	220/240V - 50Hz			
43507	43512	K-1500SP	Machine with A-1 Operator's Mitt and A-12 Pin Key, Plus: – A-34-12 Rear Guide Hose	141
46907	–	K-1500SP	Machine with A-1 Operator's Mitt and A-12 Pin Key, Plus: – A-34-12 Rear Guide Hose – A-34-12 Rear Guide Hose – 150 Feet, Ten Sections of C-11, 1 1/4" Cable	317
91027	–	K-1500SP	Machine with A-1 Operator's Mitt and A-12 Pin Key – A-34-12 Rear Guide Hose – C-14 Three Carrier Cable Combination Kit	297

Machine Options - A Frame

Cat No		Model	Description	Weight (lb)
120V	220/240V			
46837	–	K-1500SPA	Machine with A-1 Operator's Mitt and A-12 Pin Key, Plus: – A-34-12 Rear Guide Hose	150
46902	–	K-1500SPA	Machine with A-1 Operator's Mitt and A-12 Pin Key, Plus: – A-34-12 Rear Guide Hose – 150 Feet, Ten Sections of C-11, 1 1/4" Cable – Three A-8 Cable Carriers	317
91032	–	K-1500SPA	Machine with A-1 Operator's Mitt and A-12 Pin Key, Plus: – A-34-12 Rear Guide Hose & C-14 Three Carrier	317

C-14 Heavy-Duty Accessory Kit

Cat No	Model	Description	Weight
48457	–	C-14 Three-Carrier Cable Combination Kit Includes: – 150' C-14 Cable, Ten Sections 1 1/4" – Three Cable Carriers – A-3 Toolbox and A-12 Pin Key – T-2 HD Straight Auger; T-4 HD Funnel Auger; – T-6 Funnel Retrieving Auger; T-8 Spade Cutter; – T-13 Saw Tooth Cutters; T-50 Sharktooth	160

See pages 19-156-157 for Cables and Accessories for K-1500

Model K-750 – For 3" to 8" Drain/Sewer Lines

- Powerful, self-contained machine ideal for lateral lines. Easy-to-transport, minimal set-up – attach a tool and go.
- Autofeed advances, retrieves cable automatically, up to 20' per minute.
- Versatile powerfeed adjusts for either 5/8" or 3/4" cable with a twist of a screwdriver.
 - Recommend 5/8" cable for 3" to 6" drain lines up to 200'.
 - Recommended 3/4" cable for 4" to 10" drain lines up to 200'.
- Cable spins at 200 RPM
- Tough, corrosion-resistant cable drum withstands harsh treatment, abuse. It will not dent or corrode and cleans easily.
- Drum holds 100 feet of 3/4" or 125 feet of 5/8" cable and is designed for quick, easy removal.
- Well-balanced design gives machine a light-weight "feel." Transport wheel eases loading into service truck/van.



Machine Options – Powerfeed

Cat. No.	Model No.	Description	Wt. (lbs)
41977	44202	K-750 Machine with Gloves and Autofeed - 3/4" Pigtail	114
51402	51407	K-750 Machine with Gloves and Powerfeed - 5/8" Pigtail	113
42002	–	K-750 w/C-75 Machine with One Pair of Gloves, Autofeed, Standard 3/4" Tool Set, and: C-75, 75' x 3/4" Cable	206
42007	44212	K-750 w/C-100 Machine with One Pair of Gloves, Powerfeed, Standard 3/4" Tool Set, and: C-100, 100' x 3/4" Cable	234
42012	44217	K-750 w/C-27 Machine with One Pair of Gloves, Powerfeed, Standard 5/8" Tool Set, and: C-27, 75' x 5/8" Cable	182
47047	–	K-750 w/C-24 Machine with One Pair of Gloves, Powerfeed, Standard 5/8" Tool Set, and: C-24, 100' x 5/8" Cable	

Standard 3/4" Tool Set Includes:

- T-406 Spear Blade Cutter
- T-407 Retrieving Auger
- T-411 2" Cutter
- T-413 3" Cutter
- T-414 4" Cutter

Standard 5/8" Tool Set Includes:

- T-403 3" P-Trap Cutter
- T-406 Spear Blade Cutter
- T-411 2" Cutter
- T-407 Retrieving Auger

Model K-750 Accessories:

Cables and Flexible Leaders

	Cat. No.	Model No.	Description	Wt. (lbs)
	92460	C-25	25' I.C. Cable	24
	92465	C-26	50' I.C. Cable	43
	92470	C-27	75' I.C. Cable	63
	43647	T-24	100' I.C. Cable	84
	32737	C-27HC	75' Hollow Core	52.75
	58192	C-24HC	100' Hollow Core	70.6
	92475	C-28	25' I.C. Cable	30
	92480	C-29	50' I.C. Cable	60
	41212	C-75	75' I.C. Cable	93
	41697	C-100	100' I.C. Cable	122
	47427	C-75HC	75' Hollow Core	75
	47432	C-100HC	100' Hollow Core	100
	92555	T-458	5/8" x 2' Leader	1.90
	92560	T-468	3/4" x 2' Leader	2.75
	44122	–	5/8" Pigtail	2.5
	44117	–	3/4" Pigtail	3.5

– continues –

Ridgid

Model K-750 (continued)

Accessories

	Cat. No.	Model No.	Description	Wt. (lbs)
	43637	A-7558	Drum Assy. w/5/8" Pigtail	33
	41982	A-7534	Drum Assy. w/3/4" Pigtail	37.5
	43642	A-75	Powerfeed Assy.	7.8
	41992		C-100 IC Kit w/Tools 3/4" x 100'	
	49032		Front Guide Hose Assy.	2.8
	46015	E-453	Allen Wrench	-
	41937	-	Pair of Work Gloves	.5
	70032		PVC Drain Cleaning Gloves	.5
	59360	A-3	Tool Box	5
	59982		Cable Rust Inhibitor 1 qt.	2.5
	59987		Cable Rust Inhibitor 1 gal.	8.5
			Wt. (oz)	
	31487	A-7570	5/8" Repair Splicer	1.5
	92805	A-6582	5/8" Male Coupling	1
	92810	A-6583	5/8" Female Coupling	2
	31492	A-7571	3/4" Repair Splicer	2
	92880	B-6840	3/4" Male Coupling	1
	92885	B-6841	3/4" Female Coupling	2

Tools and Replacement Blades – Fits C-24, C-25, C-26, C-27, C-28, C-29, C-75, C-100, C-27HC, C-24HC, C-75HC and C-100HC

	Cat. No.	Model No.	Description	Replacement Blade(s)	Holder*
	92485	T-403	P-Trap Cutter, 3"	92835	92900
	92490	T-404	P-Trap Cutter, 3-1/2"	92840	92900
	92495	T-406	Spear Blade	92850	92915
	92500	T-407	Retrieving Auger	-	-
	92505	T-408	Sawtooth Cutter	92890	92915
	51762	T-409	H-D Bulb Auger	-	-
	92510	T-411	Double Cutter, 2"	92815	92905
	92515	T-412	Double Cutter, 2-1/2"	92820	92905
	92520	T-413	Double Cutter, 3"	92825	92910
	92525	T-414	Double Cutter, 4"	92830	92910
	92530	T-416	Double Cutter, 6"	92855	92910
	92535	T-432	3-Blade Cutter, 2"	92860	92895
	92540	T-433	3-Blade Cutter, 3"	92865	92895
	92545	T-434	3-Blade Cutter, 4"	92870	92895
	92550	T-436	3-Blade Cutter, 6"	92875	92895

* Includes Coupling and Fastener

Model K-7500 – for 3" to 10" Drain/Sewer Lines

- The performance, cable control, durability, and maneuverability demanded by professional users. Ideal for any tough job, such as roots – up to 250'
 - Recommend 5/8" cable for 3" to 6" drain lines up to 250'.
 - Recommend 3/4" cable for 4" to 10" drain lines up to 250'.
- Cable spins at 200 RPM.
- Powerful, yet quiet, 4/10 Hp universal motor and gearbox bear down as cutter engages tough obstructions.
 - Provides audible and visual signal to operator.
- Inner-drum and ball bearing distributor arm work with motor/gearbox system to reduce chance of cable flip-over.
- Main and inner drums won't rust, split, or dent – ever, and clean easily for professional appearance. Main drum holds up to 100' of 3/4" cable or 125' of 5/8" cable.



- Powerful Autofeed mechanism has grease fittings and an open design for easy maintenance; advances and retrieves cable up to 22' per minute.
- Patented two position stair climber eases transport and loading eliminates extra cost for loading wheels.
- Narrow profile allows machine to fit through bathroom doors.
- Handles adjust to desired height to ensure balanced transport.
- CSA Approved

Machine Options - Power Feed

Cat. No.	Model No.	Description	Wt. (lbs)
115V	220-240V		
59562	61542	K-7500 Machine w/3/4" Pigtail and Standard Accessories	150
61102	61522	K-7500 Machine w/5/8" Pigtail and Standard Accessories	149
60062	K-7500 w/C-75	Machine, Standard Accessories, and 3/4" x 75' Inner Core Cable.	244
60052	K-7500 w/C-100	Machine, Standard Accessories, and 3/4" x 100' Inner Core Cable.	272

Standard Accessories:

- T-406 Spear Blade
- T-407 Retrieving Auger
- T-411 2" Double Cutter
- T-413 3" Double Cutter
- T-414B 4" Double Cutter - (Blade only)
- T-416B 6" Double Cutter - (Blade only)
- T-408 Sawtooth Cutter
- T-403 3" P-Trap Cutter
- T-468 3/4" Flexible Leader
- Leather Gloves, Tool Box, Hex Key

Standard Equipment:

(Included in All Machine Options)
For 5/8" machine packages (Cat. Nos. 61102), the T-468 Leader is replaced with the T-458 Leader and the 6" Double Cutter Blade is eliminated.

Tools and Replacement Blades – Fits C-24, C-25, C-26, C-27, C-28, C-29, C-75, C-100, C-24HC, C-27HC, C-75HC and C-100HC

	Cat. No.	Model No.	Description	Replacement Blade(s)	Holder
	92485	T-403	P-Trap Cutter, 3"	92835	92900
	92490	T-404	P-Trap Cutter, 3-1/2"	92840	92900
	92495	T-406	Spear Blade	92850	92915
	92500	T-407	Retrieving Auger	-	-
	92505	T-408	Sawtooth Cutter	92890	92915
	51762	T-409	H-D Bulb Auger	-	-
	92510	T-411	Double Cutter, 2"	92815	92905
	92515	T-412	Double Cutter, 2-1/2"	92820	92905
	92520	T-413	Double Cutter, 3"	92825	92910
	92525	T-414	Double Cutter, 4"	92830	92910
	92530	T-416	Double Cutter, 6"	92855	92910
	92535	T-432	3-Blade Cutter, 2"	92860	92895
	92540	T-433	3-Blade Cutter, 3"	92865	92895
	92545	T-434	3-Blade Cutter, 4"	92870	92895
	92550	T-436	3-Blade Cutter, 6"	92875	92895

Cables and Flexible Leaders

	Cat. No.	Model No.	Description	Wt. (lbs)
	92460	C-25	25' I.C. Cable	24
	92465	C-26	50' I.C. Cable	43
	92470	C-27	75' I.C. Cable	63
	43647	C-24	100' I.C. Cable	84
	32737	C-27HC	75' Hollow Core	52.75
	58192	C-24HC	100' Hollow Core	70.5
	92475	C-28	25' I.C. Cable	30
	92480	C-29	50' I.C. Cable	60
	41212	C-75	75' I.C. Cable	93
	41697	C-100	100' I.C. Cable	122
	47427	C-75HC	75' Hollow Core	75
	47432	C-100HC	100' Hollow Core	100
	92555	T-458	5/8" x 2' Leader	1.90
	92560	T-468	3/4" x 2' Leader	2.75
	44122	-	5/8" Pigtail	2.5
	44117	-	3/4" Pigtail	3.5

- continues -

Hand Tools

Ridgid

Model K-750 (continued) Accessories

Cat. No.	Model No.	Description	Wt. (lbs)
60042	A-7534D	Drum Assy. w/3/4" Pigtail	31
61107	A-7558D	Drum Assy. w/5/8" Pigtail	30
60047	A-75DR	Drum Only	20
60032	A-75PF	Power Feed Assy.	10
60037		Power Feed Spacers	
41992		C-100 IC Kit w/Tools 3/4" x 100'	
49032		Front Guide Hose Assy.	2.8

Cat. No.	Model No.	Description	Wt. (oz)
31487	A-7570	5/8" Repair Splicer	1.5
92805	A-6582	5/8" Male Coupling	1
92810	A-6583	5/8" Female Coupling	2
31492	A-7571	3/4" Repair Splicer	2
92880	B-6840	3/4" Male Coupling	1
92885	B-6841	3/4" Female Coupling	2
41937	-	Pair of Work Gloves	.5
70032	-	PVC Drain Cleaning Gloves	
59360	A-3	Tool Box	5
59987		Cable Rust Inhibitor 1 gal.	8.5

Cables

For Drain Guns, Sink Drums, and Small Line Sectional Machines

Model	Length (ft)	Size (in)/ Type	Typical Application	Characteristics	R/K Machines
C-1	25	5/16"	Drain Lines 3/4" to 1-1/2"	Hollow Core Cables that Provide Maximum Flexibility for Severe Bends and P-Traps.	K-25/K-26 (25' only)
C-21	50	Bulb Auger	- Kitchen Sinks, Lavatory Sinks, Bathtub Drains, Drinking Fountains & Urinals		
C-2	25	5/16"	Drop Head	Drop Head Leads into Down Drain Pipes. Especially Good for Back-To-Back Mounted Fixtures and Severe Bends.	K-39 K-40 K-50
C-22	50	"	"		
C-11C	25	5/16"	Inner Core	Inner Core Cables that provide Good Flexibility While Delivering More Cleaning Power to Cable End. Resists Kinking.	K-25/K-26 (25' only) K-39 K-40 K-3800 K-50
C-13IC	35	w/Bulb Auger	- Kitchen Sinks, Lavatory Sinks, Slop Sinks and Laundry Lines.		
C-21C	25	5/16"	Inner Core	Drop Head Leads into Down Drain Pipes. Especially Good for Back-To-Back Mounted Fixtures and Severe Bends.	K-40 K-3800 K-50
C-23IC	35	w/Drop Head	"		
C-4	25	3/8"	Drain Lines 1-1/4" to 2-1/2"	Flexible, Yet Tough 3/8" Cable Most Commonly Used After Traps Have Been Removed.	K-39 K-40 K-50
C-6	35	w/Male Coupling	- Kitchen Sinks, Lavatory Sinks, Slop Sinks and Disposal Waste Lines		
C-6IC	35	"	"		
C-5	35	3/8"	Drain Lines 1-1/4" to 2-1/2"	- Kitchen Sinks, Lavatory Sinks, Slop Sinks and Disposal Waste Lines.	K-50

For Sectional Machines

Model	Length (ft)	Size (in)/ Type	Typical Application	Characteristics	R/K Machines
C-7	7-1/2	5/8"	2" and 3" Floor Drains.	Tight Wind Cable providing good rigidity in a hollow core cable. Not for tree roots.	K-50, K-60SP K-75A/B
C-8	7-1/2	5/8"	Drain Lines 1-1/4" to 2".	Open Wind Cable that is more flexible than C-7. Open Wind acts as an auger to thoroughly remove blockages in small lines.	K-50, K-60SP K-75A/B*
C-9	10	5/8"	Drain Lines 2" to 4".	Heavy-Duty Open Wind Cable ideal for long runs in indoor lines.	K-50, K-60SP K-75A/B*
C-10	15	7/8"	Drain Lines 2" to 4".	Std. All-Purpose Open Wind. Excellent flexibility.	K-60SP K-1500A/B*
C-11	15	1-1/4"	Drain lines 3" to 8". Good for All Around Work.	Std. All-Purpose Open Wind w/ 3/8" pitch. Flexible. Yet rigid enough to do fast, tough root cutting.	K-1500A/B/ & Sp
C-12	15	1-1/4"	Drain Lines 4" to 10".	Extra-Heavy-Duty Open Wind 3/8" Pitch. Designed for 4" to 10" long runs.	K-1500A/B/ & SP
C-14	15	1-1/4"	Drain Lines 3" to 10".	Heavy-Duty Open Wind with 1/2" Pitch. Especially Good For 4" Cleanout or 8" Elbow Entering in 4" to 10" Line.	k-1500A/B/ & SP
C-15	15	1-1/4"	Drain Lines 3" to 6".	Extra-Flexible Open Wind with 1/2" Pitch.	K-1500A/B

For Drum Machines

Model	Length (ft)	Size (in)/ Type	Typical Application	Characteristics	R/K Machines
C-3, C-31IW	50	3/8"	Drain Lines 1-1/2" to 2-1/2"	Good flexibility. As torque builds, outer spring tightens on Wire core causing cable to stiffen & Transfer greater torque to Cutter.	K-400 K-3800
C-32, C-32IW	75	w/Inner Core	- Kitchen Sinks, Lavatory Sinks, Slop Sinks and Laundry Stacks.		
C-33, C-33IW	100	"	"		
C-44, C-44IW	50	1/2"	Drain Lines 2" to 4"	Same characteristics as above. Exceptional flexibility and toughness for a 1/2" inner core cable.	K-400 K-3800
C-45, C-45IW	75	w/Inner Core	- Laundry Stacks, Roof Vents and Indoor Floor Drains.		
C-46	90	"	"		
C-25, C-25HD	25	5/8"	Drain Lines 3" to 4".	General Purpose Cable. Inner core provides greater Stiffness under load.	K-750 K-6200 K-7500
C-26, C-26HD	50	w/Inner Core	- Floor Drains, Vents and Laterals.		
C-27, C-27HD	75	"	"		
C-24, C-24HD	100	"	"		
C-27HC	75	5/8"	Drain Lines 3" to 4".	Hollow core cable is lighter in weight & more flexible. Helps operator negotiate difficult traps & bends in large lines.	K-750 K-7500
C-24HC	100	w/Hollow Core	- Floor Drains, Vents, Laterals.		
C-28	25	3/4"	Drain Lines 4" to 10".	Powerful cable used for heavy-duty blockages such as tree roots. Tightens on core to provide extra stiffness under load. Delivering power to cutter.	K-750 K-7500
C-29	50	w/Inner Core	- Main Lines Including Laterals.		
C-75	75	"	"		
C-100	100	"	"		
C-75HC	75	3/4"	Drain Lines 4" to 6".	Hollow core cable is lighter in weight and more flexible. Helps operator negotiate difficult traps and bends in large lines.	K-750 K-7500
C-100HC	100	w/Hollow Core	- Main Lines including Laterals.		

Ridgid

Water Jetters:

Model KJ-1350 & KJ-1750 Jets 1-1/4" - 4" Drain Lines

These jetters propel a highly flexible hose through 1-1/4" to 4" lines - blasting through sludge, soap, and grease blockages. As you pull the hose back, it power scrubs the line, flushing debris away and restoring drain lines to their free flowing capacity.

- **Easy to use:** Thrust propels the hose down the line. You simply guide the hose into the drain.
- **High Quality:** Duplex pump with corrosion resistant, forged, brass head. New pressure control valve allows quick and easy pressure adjustment.
- **Dependable:** Reduced number of fittings, hoses, and parts minimizes leaks and down time - keeping you on the job.
- **Versatile:** Optional power washer package cleans cables, tools and other heavily soiled equipment.

Model
KJ-1350-C
on
H-10 Cart



KJ-1350 Water Jetter

- **Powerful:** Actual working pressure of 1350 psi and flow of 1.4 GPM for fast, effective cleaning of lines.
- **Pulse Action:** Activate the KJ-1350's pulse action to easily negotiate difficult bends and traps. The KJ-1350-2 has a second level of pulse.
- **Portable and Compact:** The optional H-10 Cart rolls the jetter and hose to the job site. Jetter and hose reel are easily removed from the cart in seconds for hard to reach drains or remote storage. The compact cart offers a retractable handle and swivel hose reel minimizing storage space. Optional adapter allows the KJ-1350 to be mounted on the upright H-30 Cart.
- **Electrical Requirement:** The 1.5 hp motor draws a maximum of 14 amps and can run on most standard 115-volt circuits.

KJ-1750 Water Jetter

- **Powerful:** Actual working pressure of 1750 psi and flow of 1.4 GPM for fast effective cleaning of lines.
- **Pulse Action:** Two levels of pulse are standard. Activate the KJ-1750's pulse action to easily negotiate difficult bends and traps.
- **Portable:** The optional H-30 Cart rolls the jetter and hose to the job site. The jetter is easily removed from the cart in seconds for hard to reach drain or for remote storage. Optional adapter allows the KJ-1750 to be mounted on the compact H-10 Cart.
- **Electrical Requirement:** The 2.0 hp motor draws a maximum of 17 amps which requires a 20 amp, 115-volt circuit.



Jetter Nozzles

Model H-21 and H-31 (KJ-1350) & Model H-41 and H-51 (KJ-1750) Propulsion Nozzles

General-purpose nozzle that works well in most applications. Features three reverse thrusters for maximum propulsion to jet long distances.

Model H-22 and H-32 (KJ-1350) & Model H-42 and H-52 (KJ-1750) Penetrating Nozzles

Penetrating nozzle features an additional forward pointing jet that blasts a hole in solid ice or sludge blockages. Three reverse jets provide propulsion.

Model H-24 Drop Head Nozzle (KJ-1350) & Model H-44 Drop Head Nozzle (KJ-1750)

Allows jetter hose to negotiate difficult bends and traps. Three reverse thrusters provide propulsion.

Model H-25 Spinning Nozzle (KJ-1350) & Model H-45 Spinning Nozzle (KJ-1750)

Spinning action cleans the entire interior of pipe surface. Three reverse jets provide propulsion.

Model KJ-1350 and KJ-1750 Accessories:

Machine Options (115V)

Cat. No.	Model No.	Description	Wt. (lbs)
62587	KJ-1350	KJ-1350 Standard Jetter w/Pulse - H-21, H-22, and H-24 1/8" NPT Nozzles - 25' x 1/8" Sink Trap Hose - Nylon Storage Bag - Nozzle Cleaning Tool	70
62597	KJ-1350-C	Above with: - H-10 Cart - 100' x 1/4" Trap Hose	120
63107	KJ-1350-2	KJ-1350 Jetter w/Dual Pulse - H-21, H-22 and H-24 1/8" NPT Nozzles - 50' x 1/8" Sink Trap Hose - Nylon Storage Bag - Nozzle Cleaning Tool	72
63112	KJ-1350-2C	Above with: - H-10 Cart - 100' x 1/4" Trap Hose	122
62687	KJ-1750	KJ-1750 Jetter w/Dual Pulse - H-41, H-42, and H-44 1/8" NPT Nozzles - H-51 and H-52 1/4" NPT Nozzles - 50' x 1/8" Sink Trap Hose - Nylon Storage Bag - Nozzle Cleaning Tool	75
62697	KJ-1750-C	Above with: - H-30 Cart - 110' x 1/2" Jet Hose	155
67332	KJ-1750-SC	62687 with: - H-10 Cart - 100' x 1/4" Trap Hose	125

Jetter Nozzles and Hoses

Cat. No.	Model No.	Description	Hose I.D.	Hose O.D.
64707	H-21	KJ-1350 Propulsion Nozzle	1/8" Female NPT	-
64712	H-22	KJ-1350 Penetrating Nozzle	1/8" Female NPT	-
64717	H-24	KJ-1350 Drop Head Nozzle	1/8" Female NPT	-
82832	H-25	KJ-1350 Spinning Nozzle	1/8" Female NPT	-
64722	H-31	KJ-1350 Propulsion Nozzle	1/4" Female NPT	-
64727	H-32	KJ-1350 Penetrating Nozzle	1/4" Female NPT	-
64742	H-41	KJ-1750 Propulsion Nozzle	1/8" Female NPT	-
64747	H-42	KJ-1750 Penetrating Nozzle	1/8" Female NPT	-
64752	H-44	KJ-1750 Drop Head Nozzle	1/8" Female NPT	-
82837	H-45	KJ-1750 Spinning Nozzle	1/8" Female NPT	-
64757	H-51	KJ-1750 Propulsion Nozzle	1/4" Female NPT	-
64762	H-52	KJ-1750 Penetrating Nozzle	1/4" Female NPT	-
52957	H-1825	1/8" x 25' Sink Trap Hose	1/8" Male NPT	3/16"
53037	H-1850	1/8" x 50' Sink Trap Hose	1/8" Male NPT	3/16"
47597	H-1435	3/16" x 35'	1/8" Male NPT	3/16" 1/4"
47602	H-1450	3/16" x 50'	1/8" Male NPT	3/16" 1/4"
49272	H-1475	3/16" x 75'	1/8" Male NPT	3/16" 1/4"
49277	H-1400	3/16" x 100'	1/8" Male NPT	3/16" 1/4"
64732	H-1415	3/16" x 150'	1/8" Male NPT	3/16" 1/4"
50002	HL-1	12" Flexible Leader	1/8" Male & Female NPT	1/8" 3/16"
50007	HL-2	18" Flexible Leader	1/8" Male & 1/4" Female NPT	1/8" 3/16"
47607	H-1250	1/4" x 50'	1/4" Male NPT	1/4" 1/2"
51587	H-1211	1/4" x 110'	1/4" Male NPT	1/4" 1/2"
49487	H-1215	1/4" x 150'	1/4" Male NPT	1/4" 1/2"
51597	H-1220	1/4" x 200'	1/4" Male NPT	1/4" 1/2"

Jetter Accessories

Cat. No.	Model No.	Description
64697	H-10	H-10 Cart w/Hose Reel
62592	H-10 WH	H-10 Cart w/Hose Reel and 100' x 1/4" Trap Hose
62882	H-5	Mini Hose Reel (fits H-10 Cart) 150' x 1/4" Capacity
64737	H-30	H-30 Cart w/Hose Reel
62877	H-30 WH	H-30 Cart w/Hose Reel and 110' x 1/2" Jet Hose
62887	HP-EL	Pressure Wash Package, Electric Jetters
64702	HW-EL	Wash Wand, Electric Jetters
51572	H-1235	1/2" x 35' Wash Hose
62897	H-10A	KJ-1750 Adapter to Fit H-10 Cart
62892	H-30A	KJ-1350 Adapter to Fit H-30 Cart
48367	H-25	Winterizing Kit
47542	H-21	Nozzle Cleaning Tool
67187	H-32	Jet Vac
70032	-	PVC Drain Cleaning Gloves
41937	-	Leather Drain Cleaning Gloves
62757	-	Nylon Storage Bag

Hand Tools

Ridgid/Stanley

**Model KJ-2200 Jets
1-1/4" to 6" drain lines**

This jetter propels a high flexible hose through 1-1/4" to 6" lines - blasting through sludge, soap and grease blockages. As you pull the hose back, it power scrubs the line flushing debris away and restoring drain lines to their full, free flowing capacity.

- **Powerful:** Actual working pressure of 2200 psi and flow of 2.4 GPM for fast, effective cleaning of lines.
- **Easy to Use:** Thrust propels the hose down the line. You simply guide the hose into the drain.
- **Pulse Action:** Activate the KJ-2200's pulse action to easily negotiate difficult bends and traps.
- **Portable:** The optional H-30 cart rolls the jetter and hose to the job site. The jetter is easily removed from the cart in seconds for hard to reach drains, indoor applications, or remote storage.
- **Convenient:** Standard equipment includes FV-1 foot valve. It makes remote or indoor operation simple and safe. You control the jetting action at the drain while leaving the jetter outdoors.
- **Quality & Dependability:** Triplex pump with corrosion resistant, forged, brass head. Reduced number of fittings, hoses and parts minimizes leaks and down time - keeping you on the job.
- **Versatile:** Optional power washer package cleans cables, tools and other heavily soiled equipment.



Model KJ-2200-C

Model KJ-2200 Accessories

Machine Options

Cat. No.	Model No.	Description	Wt. (lbs)
63877	KJ-2200	KJ-2200 Jetter w/Pulse - H-61, H-62, and H-64 1/8" NPT Nozzles - H-71 and H-72 1/4" NPT Nozzles - 75' x 1/4" Trap Hose - FV-1 Foot Valve - Nozzle Cleaning Tool	65
63882	KJ-2200-C	Above with: - H-30 Cart - 110' x 1/2" Jet Hose	145

Jetter Nozzles and Hoses

Cat. No.	Model No.	Description	Hose I.D.	Hose O.D.
64772	H-61	Propulsion Nozzle	1/8" Female NPT	-
64777	H-62	Penetrating Nozzle	1/8" Female NPT	-
64782	H-64	Drop Head Nozzle	1/8" Female NPT	-
82842	H-65	Spinning Nozzle	1/8" Female NPT	-
64787	H-71	Propulsion Nozzle	1/4" Female NPT	-
64792	H-72	Penetrating Nozzle	1/4" Female NPT	-
82852	H-75	Spinning Head Nozzle	1/4" Female NPT	-
47597	H-1435	3/16" x 35' Trap Hose	1/8" Male NPT	3/16"
47602	H-1450	3/16" x 50' Trap Hose	1/8" Male NPT	3/16"
49272	H-1475	3/16" x 75' Trap Hose	1/8" Male NPT	3/16"
49277	H-1400	3/16" x 100' Trap Hose	1/8" Male NPT	3/16"
64732	H-1415	3/16" x 150' Trap Hose	1/8" Male NPT	3/16"
50002	HL-1	12" Flexible Leader	1/8" Male NPT	1/8"
50007	HL-2	12" Flexible Leader	1/8" Male NPT	1/8"
47607	H-1250	1/4" x 50' Jet Hose	1/4" Male NPT	1/4"
51587	H-1211	1/4" x 110' Jet Hose	1/4" Male NPT	1/4"
49487	H-1215	1/4" x 150' Jet Hose	1/4" Male NPT	1/4"
51597	H-1220	1/4" x 200' Jet Hose	1/4" Male NPT	1/4"

- continues -

Model KJ-2200 Accessories (continues)

Jetter Accessories

Cat. No.	Model No.	Description
62882	H-5	Mini Hose Reel
64737	H-30	H-30 Cart w/Hose Reel
62877	H-30 WH	H-30 Cart w/Hose Reel and 110' x 1/2" Jet Hose
64077	HP-22	Pressure Wash Package, KJ-2200
64767	HW-22	Wash Wand, KJ-2200
48157	FV-1	Foot Valve
66732	HF-4	Quick Connect Hose
48367	H-25	Winterizing Kit
47542	H-21	Nozzle Cleaning Tool
67187	H-32	Jet Vac
70032	-	PVC Drain Cleaning Gloves
41937	-	Leather Drain Cleaning Gloves

Jet Vac

For use with all RIDGID/Kollman water jetters:

The Jet Vac attaches to any portable water jetter to quickly move (vacuum) liquid and debris from flooded basements, sumps, swimming pools, construction sites, car wash pits, etc. This cost and time saving product will move up to 60 gallons of liquid per minute.

Jetter Nozzles

Model H-61 and H-71 Propulsion Nozzles

General-purpose nozzle that works well in most applications. Features three reverse thrusters for maximum propulsion to jet long distances.



Model H-62 and H-72 Penetrating Nozzles

Penetrating nozzle features an additional forward pointing jet that blasts a hole in solid ice or sludge blockages. Three reverse jets provide propulsion.



Model H-64 Drop Head Nozzle

Allows Jetter hose to negotiate difficult bends and traps. Three reverse thrusters provide propulsion.



Model H-65 and H-75 Spinning Nozzle

Spinning action cleans the entire interior of pipe surface. Three reverse jets provide propulsion.

Stanley®

UTILITY KNIVES

Contractor Grade™ 199® Utility Knife - Fixed Blade

- Positive fixed blade retention for heavy-duty cutting
- Super-duty cast metal textured handle designed for long, tough use
- Nose overlaps at top and bottom for added strength



No.	Description	Length (in)
10-209	Fixed Blade	5 1/2

99® Utility Knife - Retractable Blade

- Interlocking nose to hold blade securely
- Three-position retractable blade
- Blade storage in handle



No.	Length (in)
10-099	6

Stanley

Retractable Utility Knife

- Interlocking nose to hold blade securely
- Three-position retractable blade
- Contoured handle with diagonal ribs for a slip-resistant grip
- Blade storage in handle



No.	Length (in)
10-079	5-3/8

Utility Knife Blades - Bulk Pack Boxes

- Cuts linoleum, carpeting, roofing material, and cartons without damage.
- Similar to 11-961 but has larger cutting area for thicker applications.



No.	Blade Thickness (in)	Length (in)	Desc.
11-931A	.035	2-7/16	100 pk. box

Hook Blade

- Edge protection blade for cutting and trimming roofing materials, linoleum, carpet, fabric, cartons and sheet materials
- Blade shape helps prevent damage to whatever is beneath material being cut
- Fits most standard utility knives



No	Description	Thickness (in)	Length (in)
11-961	5 Pack	.024	2-1/16
11-961A	100 Dispenser Pack	.024	2-1/16

COMPO-CAST® HAMMERS

Compo-Cast® Sledge Head Soft Face Hammers – Hi-Vis Orange

- Non-sparking, soft-face sledgehammers
- Flat area on head allows upright storage
- Urethane covering helps reduce noise pollution
- Dead-blow function uses steel shot to eliminate bounce back
- Handle is reinforced with steel to provide strength and safety and to prevent breaking on overstrike



No	Hammer Wt (lb)	Face Length (in)	Head Length (in)	Overall Length (in)
57-550	5.0	2-1/2	7	19-5/8
57-551	8.0	2.6	7-1/8	29-7/8
57-552	10.5	3	8-1/4	30
57-554	11.5	3	8-1/8	36

Compo-Cast® Standard Head Soft-Face Hammers – Hi-Vis Orange

- Uni-Cast™ construction of non-ferrous materials eliminate sparking and won't absorb liquids
- No exposed metal on face, head or shaft
- Soft faces prevent marring
- Dead-blow function uses steel shot to eliminate bounce back
- Handle is reinforced with steel to provide strength and safety and to prevent breaking on overstrike



No	Hammer Wt (oz)	Face Length (in)	Head Length (in)	Overall Length (in)
57-530	10	1.2	3-1/8	10-1/8
57-531	18	1.6	3-3/4	11-1/4
57-532	21	1.8	4-1/16	12-7/8
57-533	42	2.1	4-5/8	14-1/4
57-534	52	2-5	5-3/8	15-1/4

TAPE RULES

PowerLock® Classic Tape Rules

- 7" blade standout (on specified models).
- Mylar® polyester film extends life of entire blade.
- Chrome high-impact ABS case is job site tough.
- Secure blade lock won't creep during measurements.
- 16" and 19.2" stud center markings simplify framing jobs.
- Corrosion-resistant Tru-zero end hook for accurate measurements.

No	Case Color	Blade Length	Blade Width	Blade Standout
33-116	Chrome	16'	3/4"	–
33-158	Chrome	5m/16'	3/4"	–
33-425	Chrome	25'	1"	7'
33-428	Chrome	8m/26'	1"	7'
33-430	Chrome	30'	1"	7'
33-835	Chrome	35'	1"	7'



PowerLock® Metal Case Tape Rules

- Cast-metal case is durable and suitable for heavy-duty use.
- Mylar® polyester film extends life of entire blade.
- Secure blade lock won't creep during measurements.
- 16" and 19.2" stud center markings simplify framing jobs.
- Corrosion-resistant Tru-zero end hook for accurate measurements.

No	Case Color	Blade Length	Blade Width
33-212	Chrome	12'	1/2"
33-215	Chrome	3.5m/12'	1/2"
33-231	Chrome	3m	1/2"
33-312	Chrome	12'	3/4"



PowerLock® Metal Case Tape Rules

- 8" blade standout.
- BladeArmor™ coating on the first 3" maximizes durability of the blade.
- Mylar® polyester film extends life of entire blade.
- Compact case design for grip and feel
- Chrome high-impact ABS case is job site tough.
- Secure blade lock won't creep during measurements.
- 16" and 19.2" stud center markings simplify framing jobs.
- Three-rivet, corrosion-resistant Tru-zero end hook for accurate measurements.

No	Case Color	Blade Length	Blade Width	Blade Standout
33-516	Chrome	16'	1"	8"
33-525	Chrome	25'	1"	8"
33-530	Chrome	30'	1"	8"



LeverLock® Tape Rules

- Push-release self-locking mechanism controls blade retraction.
- Polymer-coated blade withstands abrasion.
- Magnetic end hook holds securely to metal surfaces (on specified models).
- High-impact ABS case with durable rubber holds up to heavy use.
- 16" and 19.2" stud center markings simplify framing jobs.
- Corrosion-resistant Tru-zero end hook for accurate measurements.

No	Case Color	End Hook	Blade Length	Blade Width
30-810	Yellow	–	12'	1/2"
30-812	Yellow	–	16'	3/4"
30-824	Yellow	–	8m/26' cm graduation	1"
30-825	Yellow	–	25'	1"
33-281	Yellow	Magnetic	25' Fractional Read	1"
33-270	Hi-Vis Orange	Magnetic	25' Fractional Read	1"
30-830	Yellow	–	30'	1"



Hand Tools

Stanley

FatMax Xtreme® Tape Rules

- 13' blade standout.
- 1-1/4" wide blade for easy readability.
- 150% larger hook* designed to grab on side, top or bottom for versatility.
- BladeArmor™ coating on the first 6" maximizes durability of the blade.
- High-visibility Mylar® polyester film extends life of entire blade and provides visibility in low lighting.
- Chrome case with durable rubber-holds up to heavy use.
- AirLock™ rubber slide lock is resistant to impact and makes locking and unlocking easy.
- 16" and 19.2" stud center markings simplify framing jobs.

No	Case Color	Blade Length	Blade Width	Blade Standout
33-885	Chrome/black	16'	1-1/4"	13'
33-890	Chrome/black	25'	1-1/4"	13'
33-891	Chrome/black	8m/26' cm graduation	1-1/4"	13'
33-895	Chrome/black	30'	1-1/4"	13'
33-900	Chrome/black	35'	1-1/4"	13'



FatMax® Tape Rules

- 11' blade standout.
- 1-1/4" wide blade for easy readability.
- BladeArmor™ coating on the first 4-1/2" maximizes durability of the blade.
- Mylar® polyester film extends life of entire blade.
- High-impact ABS case with durable rubber-holds up to heavy use.
- Top-forward blade lock makes locking and unlocking easy.
- 16" and 19.2" stud center markings simplify framing jobs.
- Cushion grip provides comfortable, slip-resistant hold.
- Specially designed multi-catch hook grabs on top or bottom for versatility.
- Three-rivet, corrosion-resistant Tru-zero end hook for accurate measurements.

No	Case Color	Blade Length	Blade Width	Blade Standout
33-716	Yellow/black	16'	1-1/4"	11'
33-725	Yellow/black	25'	1-1/4"	11'
33-726	Yellow/black	8m/26' cm graduation	1-1/4"	11'
33-730	Yellow/black	30'	1-1/4"	11'
33-805	Yellow/black	10m/33' cm graduation	1-1/4"	11'
33-735	Yellow/black	35'	1-1/4"	11'
33-740	Yellow/black	40'	1-1/4"	11'



Mylar® is a registered trademark of DuPont Teijin Films

Max™ Tape Rules

- 10' blade standout (on specified models).
- 1-1/8" wide blade for easy readability (on specified models).
- High-impact ABS case with durable rubber-holds up to heavy use.
- AirLock™ rubber slide lock is resistant to impact and makes locking and unlocking easy.
- 16" and 19.2" stud center markings simplify framing jobs.
- Cushion grip provides comfortable, slip-resistant hold.
- Three-rivet, corrosion-resistant Tru-zero end hook for accurate measurements.

No	Case Color	Blade Length	Blade Width	Blade Standout
33-691	Yellow	12'	3/4"	-
33-692	Yellow	16'	3/4"	-
33-278	Yellow	16'	1-1/8"	10'
33-279	Yellow	25'	1-1/8"	10'
33-262	Hi-Vis Orange	25'	1-1/8"	10'
33-298	Yellow	25'	1-1/8"	10'



PowerLock® Pocket Tape Rule

- Back of blade provides scale that measures up to 3' diameters.
- Polymer-coated blade withstands abrasion for long life.
- Chrome high-impact ABS case is job site tough.
- Slim case fits easily in pocket.
- Secure blade lock won't creep during measurements.

No	Case Color	Blade Length	Blade Width	Blade Standout
33-115	Chrome	10'	1/4"	-



PowerLock® Key Tape

- Polymer-coated blade withstands abrasion.
- Durable key ring makes it easy to take anywhere.
- Convenient and lightweight.

No	Case Color	Blade Length	Blade Width	Blade Standout
39-130	Chrome	3	1/4"	-



Pocket Tape Rule

- Polymer-coated blade withstands abrasion.
- High-impact ABS case for durability.
- Corrosion-resistant Tru-zero end hook for accurate measurements.

No	Case Color	Blade Length	Blade Width	Blade Standout
30-506	Yellow	6'	1/2"	-



Tape Rules

- Polymer-coated blade withstands abrasion.
- High-impact ABS case for durability.
- 16" and 19.2" stud center markings simplify framing jobs.
- Corrosion-resistant Tru-zero end hook for accurate measurements.
- Fractional read blade graphics for quick and easy measurements (only on 30-454).

No	Case Color	Blade Length	Blade Width	Blade Standout
30-485	Yellow	12'	1/2"	-
30-495	Yellow	16'	3/4"	-
30-455	Yellow	25'	1"	-
30-464	Yellow	30'	1"	-



Hi-Vis Tape Rules

- Polymer-coated blade withstands abrasion.
- High-visibility case makes it easy to find in tool box or on the job.
- High-impact ABS case with durable rubber holds up to heavy use.
- Cushion grip provides comfortable, slip-resistant hold.
- 16" and 19.2" stud center markings simplify framing jobs.
- Corrosion-resistant Tru-zero end hook for accurate measurements.

No	Case Color	Blade Length	Blade Width	Blade Standout
30-301	Hi-Vis Green	12'	1/2"	-
30-304	Hi-Vis Green	16'	3/4"	-
30-418	Hi-Vis Orange	16'	3/4"	-
30-305	Hi-Vis Green	25'	1"	-
30-419	Hi-Vis Orange	25'	1"	-



Stanley/Union Tools-Ames-True Temper

Stanley Long Tape Rules

- 3/8" wide steel blade for durability.
- Polymer-coated blade withstands abrasion for a long life.
- High-impact ABS case for durability.
- 16" stud center markings simplify framing jobs.
- Easy-wind drum for easy retraction.
- End hook recoils neatly into contoured case.
- Belt clip for hands-free use and convenient transportation.
- Corrosion-resistant Tru-zero folding end hook for accurate measurements.

No	Case Color	Blade Length	Blade Width
34-103	Yellow	50'	3/8"
34-106	Yellow	100'	3/8"



FatMax® Long Tape Rules

- 3:1 gear drive for fast rewind
- 3/8" wide steel blade for durability
- Polymer-coated blade withstands abrasion
- High-impact ABS case with durable rubber-holds up to heavy use
- Steel roller cage protects case during retraction for long life
- 16" stud center markings simplify framing jobs
- Cushion grip provides comfortable, slip-resistant hold

No	Case Color	Blade Length	Blade Width
34-130	Yellow/Black	100'	3/8"



FatMax® Fiberglass Long Tape Rules

- Rewinds 3X faster* with 3:1 gear drive
- 64 fiberglass strands provide 2X blade strength*.
- 3/4" wide, 2-color blade for easy readability in most lighting conditions.
- 2-sided blade graphics with fractional inch/decimal foot scales for versatility.
- Polymer-coated blade withstands abrasion.
- Reinforced blade end for long life.
- End loop for easy pulling and anchoring.
- High-impact ABS case with durable rubber grip holds up to heavy use.
- Corrosion-resistant Tru-zero folding end hook for accurate measurements.

No	Case Color	Blade Length	Blade Width
34-812	Yellow	100'	3/4"



PowerWinder® Fiberglass Long Tape Rules

- Rewinds 3X faster* with 3:1 gear drive.
- 40 fiberglass strands for strength and durability.
- 1/2" wide blade for easy readability.
- 2-sided blade graphics with fractional inch/decimal foot scales for versatility.
- Polymer-coated blade withstands abrasion.
- Reinforced blade end for long life.
- End loop for easy pulling and anchoring.
- High-impact ABS case with durable rubber grip holds up to heavy use.
- Corrosion-resistant Tru-zero folding end hook for accurate measurements.
- Blade bumper to help prevent blade damage.

No	Case Color	Blade Length	Blade Width
34-760	Yellow	100'	1/2"
34-762	Yellow	300'	1/2"



Open Reel Fiberglass Long Tape Rules

- 1/2" wide blade with easy-to-read markings.
- 2-sided blade graphics with fractional inch/decimal foot scales.
- Polymer-coated blade withstands abrasion.
- High-impact ABS case with durable rubber grip holds up to heavy use.
- Corrosion-resistant Tru-zero folding end hook for accurate measurements.

No	Case Color	Blade Length	Blade Width
34-790	Yellow	100'	1/2"
34-793	Yellow	200'	1/2"



True Temper/Union Tools

Wheelbarrows:

C5

Promotional contractor wheelbarrow; 5 cu. Ft. heavy gauge seamless steel tray, front tray braces, "H-Brace", 16" tire.

Tray: black seamless steel



C6&C6K

Promotional contractor wheelbarrow; 6 cu. Ft. heavy gauge seamless steel tray, front tray braces, "H-Brace", 16" tire, #C6K has knobby tire.

Tray: black seamless steel



CP6

Promotional contractor wheelbarrow; 6 cu. Ft. corrosion proof poly tray with reinforcing ribs around the tray curl for added strength, front tray braces, "H-Brace", 16" tire.

Tray: gray high-density polyethylene



J6&J6K

Designed for contractor use, Jackson quality at a value price; 6 cu. Ft. heavy gauge seamless steel tray, front tray braces, steel cross strips, steel leg shoes, "H-Brace", 16" tire.

#J6K has knobby tire

Tray: blue, seamless steel



M6T22, M6T22KB

Designed for heavy duty contractor use; 6 cu. Ft. heavy gauge seamless steel tray, front tray braces, cross strips, steel leg shoes, leg gussets, "H-Brace", 16" tire.

Tray: blue, seamless steel



MP575T22

Heavy duty, corrosion proof poly tray, 5-3/4 capacity, front tray braces, cross strips, steel leg shoes, leg gussets, "H-Brace", 16" tire.

Tray: blue, seamless polyethylene



BT

Brick and Tile Wheelbarrow, front tray braces, steel leg shoes, leg gussets, "H-Brace", 16" tire.

Tray: wood



- continues -

Hand Tools

Union Tools-Ames-True Temper

Wheelbarrows (continues)

BP8

Heavy duty, corrosion proof poly tray, 8 cu. Ft. capacity, two 16" tires with heavy duty bearings, front tray braces, steel cross braces, steel shoes, "H-Brace"

Tray: yellow, seamless polyethylene



BP8
Big 8

BP10

Heavy duty, corrosion proof poly tray, 10 cu. Ft. capacity, two 16" tires with heavy duty bearings, front tray braces, steel cross braces, steel leg shoes, "H-Brace"

Tray: orange, seamless polyethylene



BP10
Big 10

Wheelbarrow Specs

Prod. No.	Cap. (cu. ft.)	Wheel Size (in)	Wheel Type	Handles	Tray Braces	Cross Strips	Shoes	Gussets	Std. Pk.	Pk. Wt. (lbs)
C5	5	16 x 4	Pneumatic, 2 ply rated, oilube bearing	Wood	X				1	42.60
C6	6	16 x 4	Pneumatic, 2 ply rated, oilube bearing	Wood	X				1	46.30
C6K	6	16 x 4	Pneumatic, knobby tire, oilube bearing	Wood	X				1	48.80
CP6	6	16 x 4	Pneumatic, 2 ply rated, oilube bearing	Wood	X				1	35.30
J6	6	16 x 4	Pneumatic, 2 ply tire, oilube bearing	Wood	X	X	X		1	51.00
J6K	6	16 x 4	Pneumatic, knobby tire, oilube bearing	Wood	X	X	X		1	53.50
M6T22	6	16 x 4	Pneumatic, 2 ply rated, oilube bearing	Wood	X	X	X	X	1	57.00
M6T22KB	6	16 x 4	Pneumatic, knobby tire, ball bearings	Wood	X	X	X	X	1	59.50
MP575T22	5-3/4	16 x 4	Pneumatic, 2 ply rated, oilube bearing	Wood	X	X	X	X	1	45.50
BT	120 bricks	16 x 4	Pneumatic, 2 ply rated, ball bearings	Wood	X	X	X	X	1	59.70
BP8	8	16 x 4 2-each	Pneumatic, 2 ply rated, oilube bearing	Wood	X	X	X		1	54.90
BP10	10	16 x 4 2-each	Pneumatic, 2 ply rated, oilube bearing	Wood	X	X	X		1	56.90

Mixing Boxes

Cat No	Cubic	Product	Dimensions (in)
1MP	3	Steel Mortar Pan	29.5 x 29.5 x 7
18MPS		Steel Mortar Pan Stand	30 x 18 x 21
1HMPP	3	Heavy Duty Poly Mortar Pan	32 x 32 x 6
MBP	9	Poly Mixing Box	61 x 37.25 x 11.75
40MB	11	Steel Mixing Box	63.25 x 35.5 x 11

Round Point Shovels



Key	Cat No	Level	Description	Ideal For...
A	45657	Pro	Forward turned-step. 14 gauge, #2, closed-back blade (9.5" x 12"). Dual rivet, extended tab socket. 48" ash handle.	Digging and excavation in various soils.
	45520	Pro	Forward turned-step. 14 gauge, #2, open-back blade (9.5" x 12"). Dual rivet, extended tab socket. 48" ash handle	
	45519	Pro	Rolled step. 14-gauge, #2, open-back blade (9.5" x 12"). Dual rivet, extended tab socket. 48" ash handle.	
B	45013	Pro	Forward turned-step. #2, closed-back handle with reinforced steel backbone for maximum strength (9.5" x 12"). 48" fiberglass handle.	Digging and excavation in hard, rocky soils.
	45000	Pro	Forward turned-step. #2, open-back handle with reinforced steel backbone for maximum strength (9.5" x 12"). 48" fiberglass handle.	
C	45019	Pro	No-Step. #2, solid shank, 9.25" x 11.5"). 10" socket. 47" ash handle.	Digging and excavation in hard, rocky soils.
	45020	Pro	Forward turned-step. #2, solid shank (8.75" x 11.5"). 10" socket. 47" shaped fiberglass handle.	
D	45160	Better	Forward turned-step. 16 gauge, #2, open-back, heavy-duty blade with crimp collar (9" x 11.5"). 9" socket. 48" fiberglass handle.	Digging and excavation in various soils
E	45106	Good	Forward turned-step. 16 gauge, #2, open-back, heavy-duty blade with crimp collar (9" x 11.5"). 9" socket. 48" ash handle.	Digging in tight spaces and transplanting small plants and shrubs
	41126	Good	Forward turned-step. #0, open-back, floral blade (8.25" x 6"). 7" socket. 43" ash handle.	
F	40191	Good	Forward turned-step. 16 gauge, open-back blade (9.25" x 11.5"). 9" socket. 48" ash handle.	Digging in light, sandy soils



Key	Cat No	Level	Description	Ideal For...
A	43069	Pro	Forward turned-step. 14 gauge, #2, closed-back blade (9.5" x 12"). Dual rivet, extended tab socket. 30" ash handle with steel and wood D-grip	Withstand repeated use in toughest conditions
	43205	Pro	Forward turned-step. 14 gauge, #2, open-back blade (9.5" x 12"). Dual rivet, extended tab socket. 30" ash handle with steel and wood D-grip	
	43201	Pro	Rolled Step. 14 gauge, #2, open-back blade (9.5" x 12"). Dual rivet, extended tab socket. 30" ash handle with steel and wood D-grip	
B	43007	Pro	No-step. #2, solid shank blade (9.25" x 11.5"). 10" Socket. 27" ash handle with steel and wood D-grip.	Digging and excavation in hard, rocky soils
C	45167	Better	Forward turned-step. 16 gauge, #2, open-back, heavy-duty blade with crimp collar (9" x 11.5"). 9" socket. 27" fiberglass handle with ergo D-grip.	Medium to heavy duty lawn and garden jobs
D	43516	Good	Forward turned-step. 16 gauge, #2, open-back, heavy-duty blade with crimp collar (9" x 11.5"). 28" ash handle with steel and wood D-grip.	
E	43106	Good	Forward turned-step. 16 gauge, #2, open-back blade (9.25" x 11.5"). 9" socket. 28" ash handle with poly D-grip.	Light to medium duty lawn and garden jobs

Union Tools-Ames-True Temper

Square Point Shovels




Key	Cat No	Level	Description	Ideal for...
A	44363	Pro	Forward turned-step. 14-gauge, #2, closed-back blade (9.5" x 12"). Dual rivet, extended tab socket. 48" ash handle.	Moving loose garden material, sand, top soil or debris. It can also be used to shape beds, mix concrete, level off areas that need to be flat or to scrape stubborn material off driveways or other hard surfaces.
	44124	Pro	Forward turned-step. 14-gauge, #2, open-back blade (9.5" x 12"). Dual rivet, extended tab socket. 48" ash handle.	
	44101	Pro	Rolled-step. 14-gauge, #2, open-back blade (9.5" x 12"). Dual rivet, extended tab socket. 48" ash handle.	
B	44004	Pro	Rolled-step. 14-gauge, #2, closed-back blade (9.5" x 12"). 10" socket. 48" fiberglass handle.	
	44000	Pro	Rolled-step. 14-gauge, #2, open-back blade (9.5" x 12"). 10" socket. 48" fiberglass handle.	
C	44009	Pro	No-step. #2, solid shank blade (9.75" x 11.25"). 10" socket. 47" ash handle.	
D	44106	Good	Forward turned-step. #2, open-back, heavy-duty blade with crimp collar (9.25" x 11.5"). 9" socket. 48" ash handle.	Transferring heavy, rocky materials
E	40184	Good	Forward turned-step. 16-gauge, #2, open-back blade (9.25" x 11.5"). 9" socket. 48" ash handle.	
F	45161	Better	Forward turned-step. 16 gauge, #2, open-back, heavy-duty blade with crimp collar (9.25" x 11.5"). 9" socket. 48" fiberglass handle.	



Key	Cat No	Level	Description	Ideal for...
A	42008	Pro	No-step. #2, solid shank blade (9.75" x 11.25"), 10" socket. 27" ash handle with steel and wood D-grip.	Moving loose garden material, sand, top soil or debris. It can also be used to shape beds, mix concrete, level off areas that need to be flat or to scrape stubborn material off driveways or other hard surfaces.
	55221	Pro	Forward turned-step. #2, solid shank blade (9.75" x 11.25"). 10" socket. 27" ash handle with steel and wood D-grip.	
B	42116	Pro	Forward turned-step. 14 gauge, #2, open-back blade (9.25" x 12"). Dual rivet, extended tab socket. 30" ash handle with steel and wood D-grip	
	42101	Pro	Rolled-step. 14 gauge, #2, open-back blade (9.25" x 12"). Dual rivet, extended tab socket. 30" ash handle with steel and wood D-grip	
C	45168	Pro	Forward turned-step. 16 gauge, #2, open-back, heavy-duty blade with crimp collar (9.25" x 11.5"). 9" socket. 27" fiberglass handle with ergo D-grip.	
D	42523	Good	Forward turned-step. #2, open-back, heavy-duty blade with crimp collar (9.25" x 11.5"). 9" socket. 28" ash handle with steel and wood D-grip	
E	42106	Good	Forward turned-step. 16 gauge, #2, open-back blade (9.25" x 11.5"). 9" socket. 28" ash handle with poly D-grip.	


Drain Spade



Designed for digging narrow trenches and cleaning out previously dug ditches. It is also great for transplanting live trees and shrubs.

Key	Cat No	Level	Description
A	47602	Pro	Forward turned-step. 14-gauge, closed-back blade with crimp collar (4.75" x 14"). 9" socket. 48" fiberglass handle.
B	47604	Pro	Forward turned-step. 14-gauge, closed-back blade with crimp collar (4.75" x 16"). 9" socket. 30" fiberglass handle with cushion D-grip.
C	47117	Pro	Forward turned-step. 14-gauge, closed-back blade (4.75" x 16"). 9" socket. 48" ash handle.
D	47103	Pro	Forward turned-step. 14-gauge, closed-back blade (4.75" x 16"). 9" socket. 29" ash handle with steel and wood D-grip.
	47202	Pro	Forward turned-step. 14-gauge, closed-back blade (4.75" x 14"). 9" socket. 29" ash handle with steel and wood D-grip.
E	47110	Pro	Forward turned-step. Solid shank blade (4.75" x 16"). 9" socket. 27" ash handle with steel and wood D-grip.
F	45170	Better	Forward turned-step. Open-back blade (4.75" x 16"). 9" socket. 27" fiberglass handle with ergo D-grip.
G	47105	Good	Forward turned-step. Open-back, heavy-duty blade with crimp collar (4.75 x 16). 9" socket. 27" ash handle with steel and wood D-grip.
H	47108	Good	Forward turned-step. Open-back blade (4.75" x 16"). 9" socket. 27" ash handle with poly D-grip.
	47107	Good	Forward turned-step. Open-back blade (4.75" x 14"). 9" socket. 27" ash handle with poly D-grip.

Cap Rock, Irrigation, & Rice Shovels



Key	Cat No	Level	Description	Ideal For...
A	40139	Pro	No step. Solid shank, #2 blade (9" x 9.75"). 9" socket. 44" ash handle.	Breaking up dense material such as clay, coral, rock and decomposed granite
B	40116	Pro	No step. Solid shank, #2 blade (9" x 11.5"). 10" socket. 47" ash handle.	Clearing and digging irrigation ditches
C	40107	Good	Rolled step. Solid shank, #2 blade (9" x 11.5"). 9" socket.	Digging in waterlogged soil
D	40108	Good	Rolled step. Solid shank, #2 blade (9" x 11"). 9" socket. 48" ash handle.	

Hand Tools

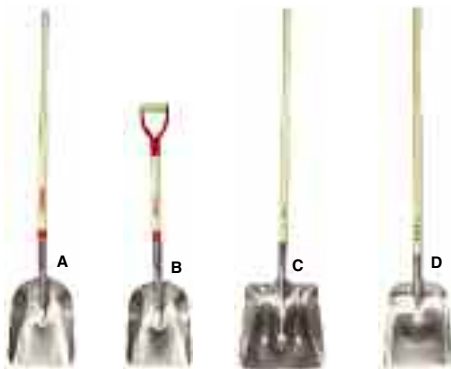
Union Tools-Ames-True Temper

Nursery, Post, Roof & Border Spade Shovels




Key	Cat No	Level	Description	Ideal For...
A	46136	Pro	Forward turned-step. Solid shank (7.5" x 13'). Triple rivet, 14" steel strap socket. 27" ash handle with steel and wood D-grip.	Penetrating through hard, compacted soil
B	48102	Pro	Forward turned-step. Solid shank blade (6.25" x 16"). Triple rivet, 9" socket. 27" ash handle with steel and wood D-grip.	Digging postholes and ditches
C	48110	Pro	Forward turned-step. 14 gauge. (6.25" x 16"). 9" socket. 29" ash handle with steel and wood D-grip.	
D	46141	Pro	Turned-step. (7.375" x 12") 9" socket. Welded fulcrum for leverage. 48" ash handle.	Removing roof shingles
D	46142	Pro	Turned-step. (7.375" x 12") 9" socket. Welded fulcrum for leverage. 30" ash handle with steel and wood D-grip.	
E	46168	Better	Turned step. Open-back, heavy-duty blade with crimp collar (7.375" x 12") 9" socket. 48" fiberglass handle.	Digging or removing earth
F	45162	Better	Turned step. Open-back, heavy-duty blade with crimp collar (7.375" x 12") 9" socket. 27" fiberglass handle with ergo D-grip.	
G	46108	Good	Turned step. Open-back blade with crimp collar (7.375" x 12") 9" socket. 28" ash handle with steel and wood D-grip.	Digging and removing earth. Garden trench work and transplanting shrubs
H	46109	Good	Turned step. Open-back blade with crimp collar (7.375" x 12") 9" socket. 48" ash handle.	Confined areas between vegetables and closely planted flowers
I	46173	Good	Turned step. Open-back blade (7.375" x 12") 9" socket. 28" ash handle with poly D-grip.	

Aluminum Scoops




Key	Cat No	Level	Description	Ideal For...
A	50155	Pro	Aluminum. #2, .101" thick blade (11" x 14.5") 48" ash handle.	Moving and scooping grain, seed, feed, fertilizers, and other granulated materials
B	50154	Pro	Aluminum. #2, .101" thick blade (11" x 14.5") 31" ash handle with steel and wood D-grip.	
C	80100	Good	Aluminum. #2, ribbed blade (13.5" x 14.5") 46" ash handle.	Moving loose garden material, grain, sand, top soil or debris. Shaping beds, leveling off areas that need to be flat, removing snow and ice.
D	79818	Good	Aluminum. Blade size (11" x 13.5") 46" ash handle.	

Aluminum Scoops



Key	Cat No	Level	Description	Ideal For...
A	53127	Pro	Aluminum. #10, .101" thick blade (14.5" x 17.75") 48" ash handle.	Moving and scooping grain, seed, feed, fertilizers, and other granulated materials. Sturdy enough for general clean-up or for moving mulch, or soil.
B	53130	Pro	Aluminum. #14, .101" thick blade (15.25" x 19.75") 31" ash handle with steel and wood D-grip.	
B	53173	Pro	Aluminum. #14, .101" thick blade (15.25" x 19.75") 36" ash handle with steel and wood D-grip.	
	53128	Pro	Aluminum. #12, .101" thick blade (14.75" x 18.75") 31" ash handle with steel and wood D-grip.	
C	53123	Pro	Aluminum. #14. 40" extra long ash handle.	
D	53168	Better	Aluminum. #14, .077 thick blade with Dura-Torque® crimp collar (15.25" x 19.75") 29" fiberglass handle with D-grip.	
D	53166	Better	Aluminum. #12, .077 thick blade with Dura-Torque® crimp collar (14.75" x 18.75") 29" fiberglass handle with D-grip.	
E	53136	Good	Aluminum. #14, .077 thick blade with Dura-Torque® crimp collar (15.25" x 18.75") 29" ash handle with steel and wood D-grip.	Moving and scooping grain, seed, feed, fertilizers, and other granulated materials. Sturdy enough for general clean-up or for moving mulch, soil or even snow.
E	53134	Good	Aluminum. #12, .077 thick blade with Dura-Torque® crimp collar (14.75" x 18.75") 29" ash handle with steel and wood D-grip.	
E	53132	Good	Aluminum. #10, .077 thick blade with Dura-Torque® crimp collar (14.5" x 17.75") 29" ash handle with steel and wood D-grip.	
F	53101	Good	Aluminum. #14, .077 thick blade (15.25" x 19.75") 29" ash handle with poly D-grip.	
	53102	Good	Aluminum. #12, .077 thick blade (14.75" x 18.75") 29" ash handle with poly D-grip.	
	53103	Good	Aluminum. #10, .077 thick blade (14.5" x 17.75") 29" ash handle with poly D-grip.	
G	53155	Good	Aluminum. #14, .077 thick blade (15.25" x 19.75") 48" ash handle.	

Steel Scoops



Key	Cat No	Level	Description	Ideal For...
A	82102	Pro	#2, carbon steel, heat-treated blade (11.5 x 14.5) 46" ash handle	Moving loose garden material, grain, sand, top soil or debris. Shaping beds or to scrape stubborn material, including heavy snow and ice, off driveways or other hard surfaces
B	50108	Pro	#2, carbon steel, heat-treated blade (11 x 15) 27" ash handle with steel and wood D-grip.	Moving grain, mulch, soil, sand or even snow. General clean-up, shaping beds, leveling off areas that need to be flat or for scraping debris from hard surfaces.
C	50140	Good	#2, carbon steel, heat-treated blade (11 x 15) 48" ash handle.	

Union Tools-Ames-True Temper

Steel Scoops



Key	Cat	Level	Description	Ideal For...
A	50143	Good	#6, carbon steel, heat treated blade (12 x 17) 27" ash handle with steel and wood D-grip.	Moving grain, mulch, soil, sand or even snow. General clean-up, shaping beds, leveling off areas that need to be flat or for scraping debris from hard surfaces
	50139	Good	#2, carbon steel, heat treated blade (11 x 15) 27" ash handle with steel and wood D-grip.	
B	59205	Good	#2, carbon steel, heat-treated blade (10" x 15.25") 48" ash handle	
C	53121	Good	#12, ribbed, carbon steel, heat-treated blade (15" x 19") 27" ash handle with steel and wood D-grip	
	53119	Good	#10, ribbed, carbon steel, heat-treated blade (14.5" x 18") 27" ash handle with steel and wood D-grip	
	53117	Good	#8, ribbed, carbon steel, heat-treated blade (14" x 17") 27" ash handle with steel and wood D-grip	
D	54246	Good	#2, blade, wide flared deep dish	
E	54111	Good	#4, blade, wide flared deep dish (14.5" x 15.5") 27" ash handle with steel and wood D-grip	
	54109	Good	#2, blade, wide flared deep dish (14.5" x 15.5") 27" ash handle with steel and wood D-grip	
	79804	Good	#4, blade, wide flared deep dish (14.5" x 15.5") 39" ash handle with steel and wood D-grip	
F	79805	Good	#2 blade (11.5" x 14.5") 46" ash handle	General purpose scoop, perfect for scooping grain, snow, mulch, and general purpose
G	79809	Good	#2 blade (11.5" x 14.5") 39" ash handle with steel and wood D-grip	

Poly Scoops



Key	Cat No	Level	Description	Ideal For...
A	79771	Good	ABS poly, #12 blade (14.75" x 18.75") 48" ash handle	Moving and scooping grain, seed, feed, fertilizers, and other granulated materials. It's also a useful and versatile garden tool. It's sturdy enough for general clean-up or for moving mulch, soil or even snow.
B	79770	Good	ABS poly, #12 blade (14.75" x 18.75") 29" ash handle with poly D-grip	
C	79772	Good	ABS poly blade, #12 head, 36" ash handle with power D-grip	
D	79722	Good	#12 head, 27" ash handle with power D-grip.	

Scrapers



Key	Cat No	Level	Description	Ideal For...
A	81104	Pro	Cold forged blade with sharp edge (4" x 9"). 54" ash handle.	Scrape ice, concrete or anything else from road or floor surfaces. Removing roofing, siding and flooring or chopping and removing roots or other garden debris. Diggawn edging.
B	81109	Pro	Cold forged blade with sharp edge (7" x 9"). 54" ash handle.	
C	81100	Pro	Cold forged blade with sharp edge (7" x 9"). 34" ash handle with cushion D-grip.	
D	81240	Pro	Forged, industrial gauge, solid shank blade (8.5" x 6.25"). 48" ash handle.	
E	78202	Pro	Forged, industrial gauge, socket pattern, forged blade (7" x 6"). 54" ash handle.	
F	81106	Pro	Forged, industrial gauge, socket pattern, forged blade (3.75" x 6"). 48" ash handle.	Cleaning and scraping muck from stalls and barns.
G	83109	Good	Reversible, 14-gauge steel blade (24" x 6"). 8" taper-tight ferrule with cap. 60" ash handle.	
	81102	Good	Forged, shank pattern blade (6" x 5"). Steel ferrule. 48" ash handle.	
H	81103	Good	Welded, shank pattern blade (7" x 4"). Steel ferrule. 48" ash handle.	Chopping and removing roots or lawn edging. Removing roofing, siding or flooring or clearing ice from floor surfaces

Edgers



Key	Cat No	Level	Description	Ideal For...
A	61108	Pro	Turned-step. Industrial gauge, socket pattern blade (9" x 4.75"). 48" ash handle.	Cutting back grass or sod that grows over the edges of flower beds and sidewalks
B	61102	Good	Forged. Turned-step. Industrial gauge blade (9" x 4.75"). Steel ferrule. 48" hardwood handle.	
C	61104	Good	Dual wheel. Serrated, self-sharpening blade with reversible cutting edge (3" x 1.5"). 48" hardwood handle.	Trimming edges along walkways, driveways and flower beds
	61106	Good	Single wheel. Serrated, self-sharpening blade (3" x 1.5"). 48" hardwood handle.	

Hand Tools


Union Tools-Ames-True Temper

Hoes



Key	Cat No	Level	Description	Ideal For...
A	71112	Pro	Forged, gooseneck shank pattern with beveled blade (7" x 5.25"). Steel ferrule. 60" ash handle.	Chopping or making furrows for planting, Clearing garden growth and weeding.
	70110	Pro	Forged, gooseneck shank pattern with beveled blade (7" x 3.5"). 60" ash handle.	
B	67127	Pro	Forged, gooseneck shank pattern with beveled blade (7" x 3.5"). 54" ash handle.	
	67126	Pro	Forged, gooseneck shank pattern with beveled blade (6" x 3.5"). 54" ash handle.	
C	66129	Better	Forged, shank pattern with beveled blade (6.25" x 4.75"). Steel ferrule. 54" fiberglass handle.	
D	66105	Good	Forged, shank pattern with beveled blade (6.25" x 4.75"). Steel ferrule. 54" ash handle.	

Cultivators




Key	Cat No	Level	Description	Ideal For...
A	75138	Pro	Forged, 4 broad oval tines with diamond points, head (7" x 7.5"). 8" steel ferrule with cap. 54" ash handle.	Digging or harvesting potatoes and similar types of vegetables. Transferring manure and loose material or general garden clean-up
B	75144	Pro	Forged, 4 broad oval tines with diamond points, head (6" x 6.5"). Steel ferrule. 54" ash handle.	
C	75212	Pro	Forged, 4-tine head (8.5" x 9"). Steel ferrule. 60" ash handle.	transferring manure and other loose material
D	68115	Pro	Forged, 4 sharp, curved tine head (5"). Steel ferrule. 54" ash handle.	Cultivating, weeding, and aerating soil
F	68124	Better	Forged, 4 sharp, curved tine head (5"). Steel ferrule. 54" fiberglass handle.	
G	68116	Good	Welded, 4 sharp, curved tine head (4.75"). Steel ferrule. 48" ash handle.	



Key	Cat No	Level	Description	Ideal For...
A	66027	Pro	Forged, gooseneck shank pattern with perforated blade (7" x 4.5"). Steel ferrule. 54" ash handle.	Mixing concrete, plaster, spackling and mortar
	66123	Pro	Forged, gooseneck shank pattern with perforated blade (7" x 4.5"). Steel ferrule. 54" ash handle.	
B	66158	Pro	Forged, gooseneck shank pattern with perforated blade (10" x 6"). 8" Steel ferrule with cap. 66" ash handle.	
	66157	Pro	Forged, gooseneck shank pattern with perforated blade (9" x 6"). 8" steel ferrule with cap. 66" ash handle.	
C	68730	Good	Double-edged blade (1" x 6"). EZ-DUZ-IT push-pull action. 54" Hardwood handle.	Weeding and cultivating around plants
D	66146	Good	Forged, straight shank pattern blade (6.5"). Steel ferrule. 48" ash handle.	
E	66151	Good	Forged, gooseneck shank pattern blade (4.75" x 6.75"). Steel ferrule. 54" ash handle.	Cultivating soil between plants and creating furrows for planting rows
F	66924	Good	Welded, gooseneck shank pattern blade (4.75" x 6.625"). Steel ferrule. 48" ash handle.	
G	68107	Good	Shank pattern blade (3.75" x 9.375"). Steel ferrule. 48" ash handle.	close cultivation around existing plants


Post Hole Diggers




Key	Cat No	Level	Description	Ideal For...
A	78007	Pro	2 piece riveted high carbon steel blades. 48" hercules pattern, tubular steel handles. 6" point spread.	Digging post hole and footings in all soil types
B	78006	Pro	2 piece riveted high carbon steel blades. 48" hercules pattern, fiberglass handles. 6" point spread.	
C	78005	Pro	2 piece riveted high carbon steel blades. 8" hercules pattern, 48" wood handles. 6" point spread.	
C	78004	Pro	2 piece riveted high carbon steel blades. 48" atlas pattern, wood handles. 5.5" point spread.	
F	78003	Better	2 piece riveted high carbon steel blades. 48" atlas pattern, fiberglass handles. 5.5" point spread.	
G	78002	Good	1 piece high carbon steel blades. 48" wood handles. 5.5" point spread.	

Union Tools-Ames-True Temper

Forks

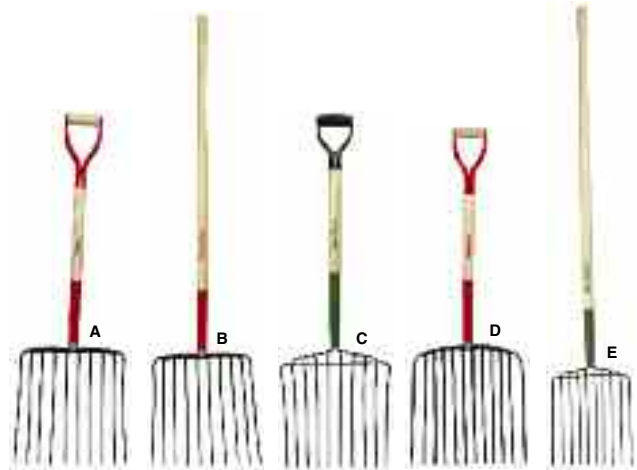


Key	Cat No	Level	Description	Ideal For...
A	74124	Pro	Forged, 6 oval tine head (9.5"). 10" steel ferrule with cap. 48" ash handle.	Transporting manure, mulch, and other loose. Great tool for picking or cleaning up manure, hay straw, or barley.
B	74132	Good	Forged, 6 oval tine head (12.5" x 9.5"). 10" steel ferrule. 47" ash handle.	
B	74121	Good	Forged, 5 oval tine head (12.5" x 9.5"). 10" steel ferrule. 54" ash handle.	
B	74223	Good	Forged, 5 oval tine head (12.5" x 9"). 10" steel ferrule. 48" ash handle.	
B	74112	Good	Forged, 4 oval tine head (12.5" x 8.25"). 10" steel ferrule. 48" ash handle.	
C	74113	Pro	Forged, 5 oval tine head (9" x 12.5"). 10" steel ferrule with cap. 8" ash handle.	
C	74114	Pro	Forged, 5 oval tines (9.5" x 12.5"), 10" steel ferrule with cap. 54" ash handle.	
D	74172	Better	Forged, 5 oval tine head (9" x 12.5"). 10" steel ferrule. 54" fiberglass handle.	
E	74156	Good	Forged, 5 oval tine head (12.5" x 9"). 10" steel ferrule. 36" ash handle with poly D-grip.	



Key	Cat No	Level	Description	Ideal For...
F	74102	Pro	Forged, 4 oval tine head (8.25" x 12.5"). 10" steel ferrule with cap. 48" ash handle.	Transferring manure, mulch, and other loose material
G	73115	Pro	Forged, 3 oval tine head (7.25" x 12"). 10" steel ferrule with cap. 48" ash handle.	
H	73121	Good	Forged, 3 oval tine head (12" x 7.25"). 8" steel ferrule. 48" ash handle.	
I	73141	Pro	Forged, 5 oval tines 3.5" apart, head (14.5" x 18"). 10" steel ferrule with cap. 48" ash handle.	
J	73145	Pro	Forged, 5 oval tines 3.25" apart, head (13" x 18.5"). 10" steel ferrule with cap. 34" ash handle with steel and wood D-grip.	

Forks



Key	Cat No	Level	Description	Ideal For...
A	76125	Pro	Forged, 10 oval tines 1.25" apart, head (16" x 16"). 10" steel ferrule with cap. 30" ash handle	Transferring manure, mulch, and other loose material
B	76126	Pro	Forged, 10 oval tines 1.25" apart head (16" x 16"). 10" steel ferrule with cap. 48" ash handle.	
C	76134	Good	Welded, 10 round, welded tine head (16" x 14.75"). 30" ash handle with poly D-grip.	
D	76144	Pro	Forged, 10 diamond tines 1.50" apart, head (15.75" x 16"). 10" steel ferrule with cap. 30"	
E	76200	Good	Welded, 10 round, welded tines (12.5" x 10.5"). 48" ash handle.	




Key	Cat No	Level	Description	Ideal For...
F	76107	Pro	Forged, 10 square tines, 1" apart, head (10" x 13.5"). 10" steel ferrule with cap. 30" ash handle with steel and wood D-grip.	Transferring loose materials such as stones and mulch
G	72103	Pro	Forged, heavy-duty, 4 tine head (7.375" x 11.5"). 8" steel ferrule with cap. 30" ash handle with steel and wood D-grip.	Turning, digging, and loosening all types of soil
H	72139	Better	Forged, 4 tine, heavy-duty head (7.375" x 11.5"). 8" steel ferrule with cap. 30" fiberglass handle with ergo D-grip.	
I	72105	Good	Forged, medium pattern, 4-tine head (6.625" x 10.5"). 30" ash handle with poly D-grip.	
J	76218	Good	Multi-purpose. 16T round, poly tines (11.5" x 13.75"). 52" wood handle.	Great for stall clean out

Hand Tools

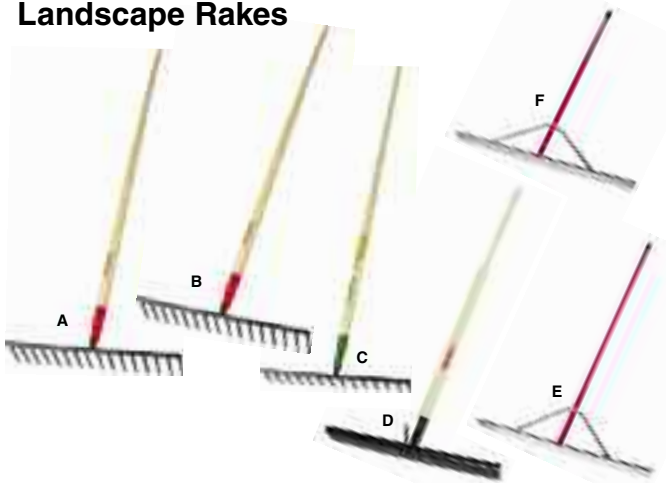
Union Tools-Ames-True Temper

Bow Rakes



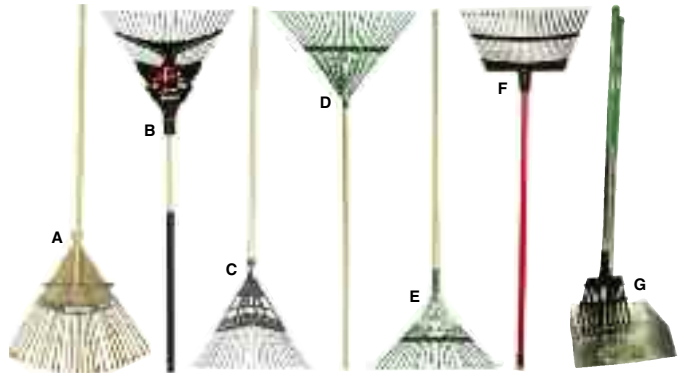
Key	Cat No	Level	Description	Ideal For...
A	63184	Pro	One piece forged, extra thick end 15 teeth head (16" x 3.25"). 60" fiberglass handle.	Loosening or breaking up compacted soil, spreading mulch or other material evenly and leveling areas before planting
B	63141	Pro	One piece forged, extra thick end 15 teeth head (16" x 3.25"). 66" ash handle.	
C	63131	Better	Welded, 16 teeth head. Steel ferrule. 54" fiberglass handle.	
D	63089	Good	Welded, 14 teeth head (13.75" x 2.75"). Steel ferrule. 60" ash handle. Cushioned grip.	
E	63107	Good	Welded, 14 teeth head (13.75" x 2.75"). Steel ferrule. 54" ash handle.	

Landscape Rakes



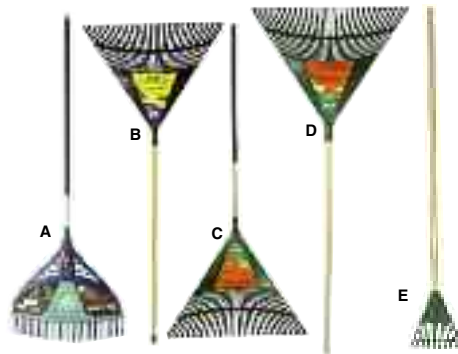
Key	Cat No	Level	Description	Ideal For...
A	63122	Pro	One piece forged, 16 extra heavy straight teeth head (17.75" x 4"). 66" ash handle.	Leveling materials, in a variety of applications
	63121	Pro	One piece forged, 14 extra heavy straight teeth head (15.5" x 4"). 66" ash handle.	
B	63125	Pro	Forged, 14 teeth head nailed to handle. (16" x 4"). 8" steel tube with cap. 60" handle.	Spreading asphalt
C	63110	Good	One piece forged, 14 curved-teeth head (15" x 3.25"). Steel ferrule. 66" ash handle.	Level materials such as gravel and soil
D	83154	Pro	(20" x 4"). Steel socket nailed to 60" handle.	Moving and leveling concrete
	83148	Pro	(20" x 4"). Steel socket nailed to 60" handle.	
E	63133	Pro	Wrap-around brace. 82" Powder-coated aluminum handle with 5.5" end grip.	Leveling quickly and smoothly
F	63000	Pro	Wrap-around brace. 66" Powder-coated aluminum handle with 5.5" end grip.	
	63137	Pro	Wrap-around brace. 66" Powder-coated aluminum handle with 5.5" end grip.	
	63136	Pro	Wrap-around brace. 66" Powder-coated aluminum handle with 5.5" end grip.	

Leaf Rakes



Key	Cat No	Level	Description	Ideal For...
A	64153	Good	24" leaf rake, 26 tine head. 48" handle.	Raking Leaves
B	64461	Pro	24" poly-steel leaf rake, 22 galvanized steel tines. 48" wood handle with Dura-lock connector and cushion	Thatching and removing lawn clippings or other garden debris
C	64025	Good	20" poly-steel leaf rake, 48" tap-in wood handle.	
D	64582	Good	24" steel leaf rake, 24 continuous steel tines. Heavy coil steel spring brace. 54" bolt-through wood handle.	
D	64430	Good	22" steel leaf rake, 22 continuous steel tines. Heavy coil steel spring brace. 48" tap-in wood handle.	
E	64307	Pro	18" poly-steel lawn rake, 26 galvanized steel tines. 48" threaded tubular steel handle with vinyl covering and hanger cap.	Dog waste cleanup, leaves and other materials
G	87000	Good	10-1/2" x 9-1/2" aluminum pan. 8" steel rake. 37" aluminum handles.	

Poly Leaf Rakes



Key	Cat No	Level	Description	Ideal For...
A	64136	Good	Adjustable head. 26 reinforced tines. 60" vinyl coated steel handle. Cushioned grip.	Raking and thatching applications in damp and dry conditions
B	64180	Better	30 reinforced tines. 48" threaded fiberglass handle.	Collecting leaves, grass clippings, twigs, pine needles and acorns
C	64171	Good	30 reinforced tines. 48" threaded wood handle. Cushioned grip.	
	64104	Good	24 reinforced tines. 48" threaded wood handle. Cushioned grip.	
D	64169	Good	30 reinforced tines. 48" threaded wood handle.	
	64309	Good	15 reinforced tines. 22" threaded wood handle.	
E	64197	Good	10 reinforced tines. 43" tap-in wood handle.	Clearing leaves and debris out from under shrubs, fences and around plants

Union Tools®


Little Hog® and Li'L Pal®

The Li'l pal is the ideal answer for those smaller jobs around the house, yard, campsite, or virtually anywhere space is tight.



Key	Cat No	Description
A	45107	Little Hog Round Point Shovel. 27.25" length, 5.875" width, 2.125" height. Tempered carbon steel blade, forward turned-step for secure foot placement, 18" North American ash handle, strong poly D-grip.
B	42162	Little Hog Mini Square Point Shovel. 6" width, 27.25" length, 2.375" height, 18" sturdy, stained North American ash handle, poly D-grip, forward turned-step, industrial gauge open-back blade.
C	66168	Rounded Edge Mortar Hoe. 6" height, 6.25" width, 22.125" length, 6.25" x 4.87" perforated blade, forged, gooseneck shank pattern, steel ferrule for strongest blade and handle connection, 18" North American ash handle.

Loppers



Key	Cat No	Description
A	2354200	Heavy Duty Forged Bypass Lopper - 3 inch cutting capacity. Tri-lobe comfort grips. Fully forged, heat treated blades for strength. Shock reduction bumpers.
B	2353700	Bypass Lopper - 2 inch cutting capacity. Patented palm contour grips Compound action. Shock reduction bumpers.
C	2354100	Forged Anvil Lopper - 2 inch cutting capacity. Tri-lobe comfort grips. Fully forged, heat treated blades for strength. Shock reduction bumpers.

Shears



Key	Cat No	Description
A	2305800	Draw Cut Grass Shears. 6 inch blades, draw-cut design, black oxide blades, steel grips.
B	2343930	Professional Grass Shears. 7.5 inch blades, adjustable blade opening, comfort grips, professional design.
C	2354600	Forged Hedge Shears. 9 inch high carbon steel blades, tri-lobe comfort grips, gully heat treated blades

Snow Shovels



Key	Cat No	Description
A	1627100	18" mountain mover. Poly blade with steel wear strip (13.5" x 18"). Steel ergonomic handle with Poly D-grip. Quick connect system.
B	1627200	18" mountain mover snow shovel. Poly blade with steel wear strip (13.5" x 18"). Steel core handle and poly D-grip. Quick connect system.
C	1627400	18" mountain mover. Poly blade (13.5 x 18). Ash handle with Poly D-grip. Quick connect system.
D	1681500	HDPE poly blade (14.25" x 17.75") for extreme cold temperatures. Ash handle and poly D-grip.



Key	Cat No	Description
E	1573700	Poly blade (13" x 18"). Steel core handle with poly D-grip.
F	1574600	Poly blade (14" x 18"). Steel core handle with poly D-grip.
G	1575200	Poly blade (11" x 18"). Steel core handle with poly D-grip.




Key	Cat No	Blade	Description
H	1641200	Aluminum	18" blade with steel wear strip (14.5" x 18"). Steel ergonomic handle with poly D-grip.
I	1641000	Aluminum	18" blade with steel wear strip (14.5" x 18"). Steel core handle with poly D-grip.
J	1640400	Aluminum	18" blade with steel wear strip (14.5" x 18"). Ash handle with poly D-grip.
K	1640700	Steel	18" blade (14.5" x 18"). Ash handle with poly D-grip.


Hand Tools

Union Tools®/Warner

Snow Pushers



Key	Cat No	Blade	Description
A	1603500	Poly	24" Poly blade with steel wear strip (11" x 24"). Steel core handle with poly D-grip.
B	1630400	Poly	24" Poly blade (11" x 24"). Ash handle with poly D-grip. Quick connect system.
C	1602100	Poly	30" Poly blade (11" x 30"). Ash handle with poly D-grip. Quick connect system.



Key	Cat No	Blade	Description
E	1640000	Aluminum	24" blade with steel wear strip (11" x 24") and braces. Ash handle with poly D-grip.
F	1642000	Aluminum	24" blade with steel wear strip (12" x 24"). Ash handle.
G	1641900	Aluminum	24" blade (12" x 24"). Ash handle.
H	1639300	Steel	24" blade (10" x 24"). Ash handle with poly D-grip and braces.
I	1644300	Steel	24" blade (10" x 24"). Ash handle and braces.

Snow Tools



Key	Cat No	Blade	Description
A	1600900	Poly	Poly blade with wear strip (23.5" x 30.5"). Adjustable handle.
B	1634500	Poly	Poly blade (6.5" x 22"). Aluminum handle extends to 17". Non-slip handle treatment for control.
	1634600	-	5' aluminum extension pole for snow roof rake.

Warner

CUTLERY

500 Series Solvent-Resistant Plastic Handles



Precision ground, high carbon full tang blades.

389	Glazier Knife.	519	4" Broad Knife. Stiff.
395	Double-ended Window Tool.	520	5" Broad Knife. Flexible.
399	Glazier Knife. Steel Head.	521	1-1/4" Putty Knife. Full Flexible Blade.
501	1-1/4" Chisel Ground Putty Knife.	522	6" Broad Knife. Flexible.
500	1-1/4" Chisel Ground Putty Knife. Steel Head.	523	3" Steel Head Scraper. Flexible.
502	1-1/4" Bent Putty Knife.	524	4" Steel Head Broad Knife.
503	1-1/2" Putty Knife. Chisel Ground.	525	5" Steel Head Broad Knife.
504	1-1/2" Putty Knife. Full Flexible Blade.	526	6" Steel Head Broad Knife.
506	1-1/4" Putty Knife. Flexible.	527	1-1/2" Putty Knife. Full Flexible Blade.
507	1-1/4" Putty Knife. Stiff.	528	2" Putty Knife. Full Flexible Blade.
508	1-1/2" Putty Knife. Flexible.	529	6" Broad Knife. Stiff.
509	1-1/2" Putty Knife. Stiff.	530	10" Broad Knife. Flexible.
510	2" Putty Knife. Flexible.	533	3" Scraper. Full Flexible Blade.
511	2" Putty Knife. Stiff.	535	4" Broad Knife. Full Flexible Blade.
512	3" Scraper. Flexible.	536	5" Broad Knife. Full Flexible Blade.
515	3" Scraper. Stiff.	537	6" Broad Knife. Full Flexible Blade.
517	3" Steel Head Scraper. Stiff.		
518	4" Broad Knife. Flexible.		

300 Series Wood Handles

Hardwood handles. Full tang carbon steel blade.

301	1-1/4" Chisel Ground Putty Knife.
306	1-1/4" Putty Knife. Flexible.
307	1-1/4" Putty Knife. Stiff.
310	2" Putty Knife. Flexible.
314	3" Scraper. Flexible.
315	3" Scraper. Stiff.
318	4" Broad Knife. Flexible.
329	6" Broad Knife. Flexible.



Patcher

442 Patcher. Tempered cutlery steel. Plated.



Flooring Knife

High carbon cutlery steel. Comfortable handle.

370 Flooring Knife. 2-1/2" Blade. .050 Blade Thickness.



PAINTING TOOLS & EQUIPMENT

Window Tool

138 Glass Cutter.



Heavy Duty Glazier Knife

389 Polypropylene Handle.




Warner/Waterloo

Electric Mixers

Heavy duty.

- 340 2 & 5 gallon. Fits 3/8" drill.
- 341 5 gallon. Fits 1/2" drill.
3-7/8" head.
- 345 Paint Mixer. Adjustable with
Fan Blades. Fits 1/2" drill.
- 446 5 gallon. Fits any size drill.
- 447 1 gallon. Fits any size drill.



WALLCOVERING TOOLS

Razor Knives, Double Seam Cutters, Cutters & Blades

Some knives feature steel casings, comfortable plastic handles, and screw locking mechanism. Blades feature industrial ground cutting edges.


- 64 Double Seam Cutter with 1 blade.
- 490 Razor Knife. Plain.
- 119 Heavy Duty Snap-Off Blade Knife.



Big Blade Wall Strippers & Blades

Strips wallpaper. Scrapes paint. All metal construction. Replaceable 4" blade.

- 690 9" Handle.
- 691 5" Handle.
- 695 4" Stripper Blades. 5/Cardeed.



Waterloo

3-Drawer Chest - Black — PP-2314BK

- Padlock eyes.
- Drawers lock when lid is closed.

	W x D x H (in.)
Overall	23.00 x 10.50 x 13.50
Top Tray	22.25 x 9.25 x 3.50
3 Drawers	17.88 x 7.50 x 3.50



Great Tool Organizer (GTO) — PP-1613BK

- Padlock eye accepts padlock
(Padlock not included)

	W x D x H (in.)
Overall	16.00 x 9.00 x 12.50



26" Plastic Hand Box — PP-2610BK

- Padlock eye accepts padlock
(Padlock not included)

	W x D x H (in.)
Overall	26.00 x 10.00 x 9.80



23" Plastic Hand Box — PP-2610BK

- Padlock eye accepts padlock
(Padlock not included)

	W x D x H (in.)
Overall	23.50 x 10.80 x 10.30



20" Plastic Hand Box — PP-2009BK

- Padlock eye accepts padlock
(Padlock not included)

	W x D x H (in.)
Overall	20.00 x 10.30 x 9.00



17" Plastic Hand Box — PP-2009BK

- Padlock eye accepts padlock
(Padlock not included)

	W x D x H (in.)
Overall	17.00 x 9.40 x 9.00



14" Plastic Hand Box — PP-1406BK

- Padlock eye accepts padlock
(Padlock not included)

	W x D x H (in.)
Overall	14.00 x 8.00 x 6.30



20" 3 Drawer Portable Chest — MP-2012BK

- Padlock eye accepts padlock
(Padlock not included)

	W x D x H (in.)
Overall	20.00 x 9.00 x 12.00
Top Tray	20.25 x 8.00 x 5.00
3 Drawers	17.88 x 7.50 x 3.50



20" Hand Box With Metal Tote — MP-2009BK

- Padlock eye accepts padlock
(Padlock not included)

	W x D x H (in.)
Overall	20.00 x 8.00 x 9.00



16" Hand Box With Plastic Tote — MP-1608BK

- Padlock eye accepts padlock
(Padlock not included)

	W x D x H (in.)
Overall	16.10 x 7.00 x 7.50



26" 4 Drawer Chest Black— SCH-264BK-B Red— SCH-264RD-F

- Keyed external lock bar

	W x D x H (in.)
Overall	26.00 x 12.00 x 15.50
3 Drawers	22.05 x 10.70 x 1.80
1 Drawer	22.05 x 10.70 x 3.90



Hand Tools

Waterloo

26" 5 Drawer Cabinet Black – SCA-265BK-B
26" 5 Drawer Cabinet Red – SCA-265RD-F

- Keyed external lock bar

	W x D x H (in.)
Overall	26.50 x 18.00 x 32.00
1 Drawer	22.05 x 16.70 x 1.80
2 Drawers	22.05 x 16.70 x 3.90
2 Drawers	22.05 x 16.70 x 5.99



26" 5 Drawer Cabinet – SCA-26514RD-F

- Standard caster: 4" x 2"
- Standard caster load rating per unit: 500lbs
- Keyed external lock bar

	W x D x H (in.)
Overall	26.50 x 14.00 x 32.00
1 Drawer	22.05 x 12.70 x 1.80
2 Drawers	22.05 x 12.70 x 3.90
2 Drawers	22.05 x 12.70 x 5.99



26" 5 Drawer Chest – SCH-265BK-B

- Lid Support
- Keyed external lock bar

	W x D x H (in.)
Overall	26.00 x 12.00 x 17.50
Top Tray	26.00 x 10.80 x 3.20
1 Drawers	22.05 x 10.70 x 3.90
4 Drawers	22.05 x 10.70 x 1.80



26" 3 Drawer Intermediate – SIN-263RD-F

- Keyed external lock bar

	W x D x H (in.)
Overall	26.00 x 12.00 x 11.50
2 Drawers	22.05 x 10.70 x 1.80
1 Drawer	22.05 x 10.70 x 3.90



26" 4 Drawer Cabinet – SCA-264BK-B

- Top mat
- Keyed external lock bar

	W x D x H (in.)
Overall	26.50 x 18.00 x 32.00
1 Drawers	22.05 x 16.70 x 3.90
3 Drawers	22.05 x 16.70 x 5.99



26" 6 Drawer Tool Center With Parts Bin – STC-266RD-F

- Standard caster: 3" x 1"
- Standard caster load rating per unit: 300lbs
- Keyed external lock bar

	W x D x H (in.)
Overall	26.50 x 14.00 x 43.50
Top Tray	26.00 x 10.80 x 3.20
2 Drawers	22.05 x 12.70 x 3.90
4 Drawers	15.08 x 10.70 x 1.80
Panel Area	26.00 x 13.00 x 15.20



26" 2 Drawer Intermediate – SIN-262BK-B

- Keyed external lock bar

	W x D x H (in.)
Overall	26.00 x 12.00 x 11.50
2 Drawers	22.05 x 10.70 x 3.90



26" 5 Drawer Chest – WCH-265BK Black WCH-265RD Red

- Lid support
- Keyed external lock bar

	W x D x H (in.)
Overall	26.00 x 16.00 x 19.70
Top Tray	26.00 x 10.80 x 3.20
2 Drawers	22.30 x 14.60 x 1.90
3 Drawers	22.30 x 14.60 x 2.90



26" 5 Drawer Tool Center With Panel – STC-265BK-B

- Standard caster: 3" x 1"
- Standard caster load rating per unit: 300lbs
- Top mat
- Keyed external lock bar

	W x D x H (in.)
Overall	26.50 x 14.00 x 43.50
Top Tray	26.00 x 10.80 x 3.20
2 Drawers	18.05 x 10.70 x 1.80
1 Drawer	18.05 x 10.70 x 3.90
2 Drawers	22.05 x 12.70 x 3.90
Panel Area	26.00 x 13.00 x 15.30



26" 6 Drawer Chest – WCH-266BK Black WCH-266RD Red

- Lid support
- Keyed external lock bar

	W x D x H (in.)
Overall	26.00 x 12.00 x 15.30
Top Tray	26.00 x 10.80 x 3.20
3 Drawers	6.65 x 10.70 x 1.90
2 Drawers	22.30 x 10.70 x 2.90
1 Drawer	22.30 x 10.70 x 2.90



26" 7 Drawer Chest – SCH-267RD-F

- Keyed external lock bar

	W x D x H (in.)
Overall	26.00 x 12.00 x 17.50
Top Tray	26.00 x 10.80 x 3.20
3 Drawers	6.64 x 10.70 x 1.80
3 Drawers	22.05 x 10.70 x 1.80
1 Drawer	22.05 x 10.70 x 3.90



26" 2 Drawer Intermediate – WIN-262BK Black WIN-262RD Red

- Keyed external lock bar

	W x D x H (in.)
Overall	26.00 x 16.00 x 10.50
2 Drawers	22.30 x 14.60 x 2.90



Waterloo

26" 6 Drawer Cabinet – WCA-266BK Black

WCA-266RD Red

- Standard caster: 4.5" x 1.5"
- Upgraded caster: 5" x 2"
- Standard caster load rating per unit: 700lbs
- Upgraded caster load rating per unit: 1,100lbs
- Keyed external lock bar



	W x D x H (in.)
Overall	26.50 x 18.00 x 41.00
2 Drawers	22.30 x 16.40 x 2.90
1 Drawer	22.30 x 16.40 x 4.10
3 Drawers	22.30 x 16.40 x 6.20

26" 5 Drawer Cabinet –

WCA-265BK Black WCA-265RD Red

- Standard caster: 4.5" x 1.5"
- Upgraded caster: 5" x 2"
- Standard caster load rating per unit: 700lbs
- Upgraded caster load rating per unit: 1,100lbs
- Keyed external lock bar



	W x D x H (in.)
Overall	26.50 x 18.00 x 34.50
2 Drawers	22.30 x 16.40 x 2.90
1 Drawer	22.30 x 16.40 x 5.10
2 Drawers	22.30 x 16.40 x 6.20

41" 8 Drawer Chest–

WCH-418BK Black WCH-418RD Red

- Lid support
- Keyed external lock bar



	W x D x H (in.)
Overall	40.50 x 16.00 x 20.00
Top Tray	39.20 x 15.82 x 2.29
Left-3 Drawers	22.30 x 14.60 x 1.90
Left-1 Drawer	22.30 x 14.60 x 2.90
Left-1 Drawer	22.30 x 14.60 x 4.10
Right-2 Drawers	11.70 x 14.60 x 4.10
Right-1 Drawer	11.70 x 14.60 x 6.20

41" 11 Drawer Cabinet –

WCA-411BK Black WCA-411RD Red

- Standard caster: 4.5" x 1.5"
- Upgraded caster: 5" x 2"
- Standard caster load rating per unit: 700lbs
- Upgraded caster load rating per unit: 1,100lbs
- MDF top
- Keyed external lock bar



	W x D x H (in.)
Overall	41.00 x 18.00 x 37.30
Center-1 Drawer	36.68 x 16.40 x 4.10
Left-1 Drawer	22.30 x 16.40 x 1.90
Left-4 Drawers	22.30 x 16.40 x 2.90
Left-1 Drawer	22.30 x 16.40 x 6.20
Right-1 Drawer	11.70 x 16.40 x 1.90
Right-2 Drawers	11.70 x 16.40 x 2.90
Right-1 Drawer	11.70 x 16.40 x 12.66



41" 8 Drawer Chest –PCH-418BK Black PCH-

418RD Red

- Gas Struts
- Keyed internal lock bar



	W x D x H (in.)
Overall	40.5 x 18.00 x 20.00
Top Tray	39.20 x 17.57 x 2.29
Left-1 Drawer	22.37 x 16.40 x 1.90
Left-1 Drawer	22.37 x 16.40 x 2.90
Left-2 Drawers	22.37 x 16.40 x 4.10
Right-1 Drawer	11.70 x 16.40 x 1.90
Right-1 Drawer	11.70 x 16.40 x 2.90
Right-2 Drawers	11.70 x 16.40 x 4.10

41" 11 Drawer Cabinet–

PCA-411BK Black PCA-411RD Red

- Standard caster: 5" x 2"
- Upgraded caster: 6" x 2"
- Standard caster load rating per unit: 1,100lbs
- Upgraded caster load rating per unit: 3,200lbs
- Thick rubber mat
- Keyed internal lock bar



	W x D x H (in.)
Overall	41.00 x 20.00 x 41.00
Full Width-1 Drawer	36.68 x 16.40 x 1.90
Left-1 Drawer	22.37 x 16.40 x 1.90
Left-1 Drawer	22.37 x 16.40 x 2.90
Left-3 Drawers	22.37 x 16.40 x 6.20
Right-1 Drawer	11.70 x 16.40 x 1.90
Right-3 Drawers	11.70 x 16.40 x 2.90
Right-1 Drawer	11.70 x 16.40 x 12.66



52" 8 Drawer Chest –

PCH-528BK Black PCH-528RD Red

- Gas Struts
- Keyed internal lock bar

	W x D x H (in.)
Overall	51.00 x 18.00 x 20.00
Top Tray	50.10 x 17.57 x 2.29
Left-1 Drawer	22.37 x 16.40 x 1.90
Left-1 Drawer	22.37 x 16.40 x 2.90
Left-2 Drawers	22.37 x 16.40 x 4.10
Right-1 Drawer	11.70 x 16.40 x 1.90
Right-1 Drawer	11.70 x 16.40 x 2.90
Right-2 Drawers	11.70 x 16.40 x 4.10



52" 11 Drawer Cabinet –

PCA-521BK Black PCA-521RD Red

- Standard caster: 5" x 2"
- Upgraded caster: 6" x 2"
- Standard caster load rating per unit: 1,100lbs
- Upgraded caster load rating per unit: 3,200lbs
- Thick rubber mat
- Keyed internal lock bar

	W x D x H (in.)
Overall	41.00 x 20.00 x 41.00
Full Width-1 Drawer	47.25 x 16.40 x 4.10
Left-1 Drawer	22.37 x 16.40 x 1.90
Left-1 Drawer	22.37 x 16.40 x 2.90
Left-3 Drawers	22.37 x 16.40 x 6.20
Right-1 Drawer	22.37 x 16.40 x 1.90
Right-1 Drawer	22.37 x 16.40 x 2.90
Right-3 Drawers	22.37 x 16.40 x 6.20



41" 11 Drawer Chest –

PCH-4111SS Stainless Steel

- Lid support
- Keyed internal lock bar

	W x D x H (in.)
Overall	42.5 x 18.00 x 20.00
Top Tray	39.20 x 17.50 x 2.29
Left-5 Drawers	22.37 x 16.40 x 1.90
Left-1 Drawer	22.37 x 16.40 x 2.90
Right-4 Drawers	11.70 x 16.40 x 1.90
Right-1 Drawer	11.70 x 16.40 x 5.10



Hand Tools

Waterloo/ Williams Tools

41" 11 Drawer Cabinet –

PCA-4112SS Stainless Steel

- Standard caster: 5" x 2"
- Upgraded caster: 6" x 2"
- Standard caster load rating per unit: 1,100lbs
- Upgraded caster load rating per unit: 3,200lbs
- Keyed internal lock bar

	W x D x H (in.)
Overall	42.50 x 18.00 x 40.50
Full Width-1 Drawer	33.68 x 16.40 x 4.10
Left-1 Drawer	22.37 x 16.40 x 1.90
Left-3 Drawers	22.37 x 16.40 x 2.90
Left-2 Drawers	22.37 x 16.40 x 6.20
Right-1 Drawer	11.70 x 16.40 x 1.90
Right-3 Drawers	11.70 x 16.40 x 2.90
Right-1 Drawer	11.70 x 16.40 x 12.66



3-Drawer Utility Cart – SP-UC3BK

- Standard caster: 5" x 2"
- Standard caster load rating per unit: 500lbs
- Gas struts
- Tubular keyed lock

	W x D x H (in.)
Overall	34.00 x 21.00 x 37.00
Top Tray	29.88 x 19.00 x 5.00
2 Drawers	12.00 x 17.00 x 2.50
1 Drawer	25.50 x 17.00 x 2.50



5-Drawer Project Center With Power – SP-PC5BK

- Standard caster: 4" x 2"
- Standard caster load rating per unit: 500lbs
- Keyed external lock bar

	W x D x H (in.)
Overall	29.00 x 20.00 x 34.50
1 Drawer	22.05 x 16.70 x 1.80
2 Drawers	22.05 x 16.70 x 3.90
2 Drawers	22.05 x 16.70 x 5.99



3-Drawer Project Center – SP-PC3BK

- Standard caster: 4" x 2"
- Standard caster load rating per unit: 500lbs
- Keyed external lock bar

	W x D x H (in.)
Overall	34.00 x 20.00 x 34.50
1 Drawer	22.05 x 16.70 x 1.80
2 Drawers	22.05 x 16.70 x 3.90
Panel Area	26.00 x 13.00 x 15.30



4 Drawer Workbench – SP-WB4RD

	W x D x H (in.)
Overall	60.00 x 24.00 x 37.30
2 Drawers	22.30 x 16.40 x 4.10
2 Drawers	22.30 x 16.40 x 6.20
Panel Area	24.40 x 16.50 x 19.60



3 Drawer Workbench – SP-WB3RD

	W x D x H (in.)
Overall	54.00 x 23.00 x 37.80
1 Drawer	22.30 x 16.40 x 4.10
2 Drawers	11.70 x 16.40 x 4.10



Steel Backwall System – SP-WBBWRD

*Backwall system can be used with SP-WB3RD Workbench only



Non Slip Drawer Liner Roll

SP-LINER23BK

Carton contains 6 rolls

- Each roll: 22.5" W x 115" D
- Carton: 23.5" W x 9.5" D x 6.5" H



Non Slip Drawer Liner Roll

SP-LINER17BK

Carton contains 4 rolls

- Each roll: 16.5" W x 157" D
- Carton: 17" W x 11" D x 12" H



Williams Tools

Master Service Set WSC-219

Set Catalog #WSC-219, EDP #49032, 285.00 lbs.-129.27 kgs, 217 Tools with Roller Cabinet TC-605CAR, Tool Chests TB-6024R and TB-6001R

This 217 piece set provides all the tools necessary for general service and repair. Included are a wide variety of fractional wrenches, adjustable wrenches, popular 1/4", 3/8" and 1/2" drive fractional sockets and drive tools. An assortment of professional industrial tools such as pliers, screwdrivers, hammers, punches and chisels round out his offering and make this one of Williams' most versatile sets.


Available with tool storage which includes 6 drawer drop front chest, 4 drawer step-up chest and a 5 drawer roller cabinet all with individual locks, or in "tools only" configuration, allowing you to choose other Williams top chests or roller cabinets.

Set Catalog #WSC-219T, EDP #49033, 77.73 Lbs.-35.26 Kgs., 217 Tools Only



Contains:

- 56 Wrenches; 113 Sockets and Drive Tools; 7 Pliers; 15 Screwdrivers; 6 Hammers; 18 Punches, Chisels and Roll Bars; 2 Miscellaneous Tools



Williams Tools

Master Industrial Mechanic's & Machine Repair Set WSC-178

Set Catalog #WSC-178 EDP #49038, 500.00 Lbs.-226.80 Kgs, 178 Tools with Roller Cabinet TB-808, Tool Chest TB-8012

This 178 piece set is designed to provide the tools required to complete virtually any daily maintenance job quickly and safely. Included are a wide range of fractional wrenches, hand sockets and drive tools in 3/8", 1/2" and 3/4" sizes. C-clamps, pliers, screwdrivers, hammers, punches, chisels and other mechanics tools are also included.

Available with tool storage which includes 12 drawer heavy duty chest and an 8 drawer heavy duty roller cabinet both with locks or in "tools only" configuration which allows the user to choose other Williams tool storage units. Set Catalog #WSC-178T, EDP #49039, 156.65 Lbs.-71.06 Kgs., 178 Tools Only

Contains:

54 Wrenches; 72 Sockets and Drive Tools; 8 Pliers; 12 Screwdrivers; 6 Hammers; 15 Punches, Chisels, Roll and Pinch Bars; 11 Miscellaneous Tools



Metric Service Mobile Workshop Set MSC-230


Set Catalog #MSC-230 EDP #49452, 265.33 Lbs.-120.35 Kgs, 230 Tools with Roller Cabinet TC-609R and Tool Chest TB-6006R

This 230 piece set has all the required tools to do just about any repair or maintenance work from delicate service jobs to heavy repair or assembly jobs involving metric fasteners. Contains 1/4", 3/8" 1/2" hand sockets ranging from 4mm through 30mm along with drive tools and combination wrenches from 7mm through 24mm. Included also are metric 1/2" drive impact sockets ranging from 13mm through 30mm. A large assortment of pliers, screwdrivers, hammers, punches, chisels and torque wrench is also included. Available with tool storage which includes 6 drawer front chest with lock and 9 drawer roller cabinet with lock, or in "tools only" configuration, allowing you to choose other Williams top chests or roller cabinets.

Foot Note: Set Catalog #MSC-230T, EDP #49053, 80.33 Lbs.-36.44 Kgs. 230 Tools Only

Contains:

40 Wrenches; 124 Sockets and Drive Tools; 12 Impact Sockets; 10 Pliers; 15 Screwdrivers; 8 Hammers; 20 Punches, Chisels and Roll Bars; 1 Miscellaneous Tool



Base Industrial Mechanic's & Machine Repair Set WSC-106

Set Catalog #WSC-106 EDP #49042, 97.00 Lbs.-44.00 Kgs, 106 Tools with Tool Chest TB-6024R

This very popular 106 piece set has a general assortment of hand tools that are required to perform basic maintenance and machine repair. Included are popular 1/4" and 1/2" fractional sockets and flat wrenches as well as a variety of pliers, screwdrivers, hammers, punches and chisels.

Available with a 6 drawer drop front chest with lock or in "tools only" configuration, thus allowing choices of Williams wide range of tool storage units. Set Catalog #WSC-106T, EDP #49043, 42.09 Lbs.-19.09 Kgs., 106 Tools Only

Contains:

35 Wrenches; 43 Sockets and Drive Tools; 6 Pliers; 4 Screwdrivers; 4 Hammers; 7 Punches, Chisels and Pinch Bars; 7 Miscellaneous Tools



Intermediate Industrial Mechanic's & Machine Repair Set WSC-153


Set Catalog #WSC-153 EDP #49044, 180.00 Lbs.-81.65 Kgs, 153 Tools with Tool Chest TB-6010R

This 153 piece set provides all the tools required to service small to medium equipment. Included are an assortment of fractional wrenches and 1/4", 3/8" and 1/2" drive sockets. Also included are screw extractors and a feeler gauge set as well as c-clamps, pliers, screwdrivers, hammers, punches and chisels. Available with a 10 drawer chest with lock or in "tools only" configuration.

Set Catalog # WSC-153T, EDP # 49045, 114.44 Lbs.-51.91 Kgs., 153 Tools Only

Contains:

53 Wrenches; 62 Sockets and Drive Tools; 6 Pliers; 6 Screwdrivers; 5 Hammers; 12 Punches, Chisels, Pinch and Roll Bars; 9 Miscellaneous Tools



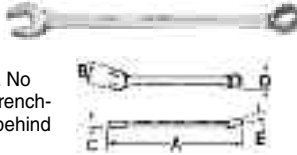
Hand Tools

Williams Tools

Combination Wrenches

Combination Wrenches, Chrome Satin Finish, Standard Length, 12 Point

- SUPERTORQUE® box opening design allows application of higher torque without rounding or deforming hex fastener points. No contact is made at the corners. Instead, wrenching forces are placed on the flat surfaces behind the points.
- Meets or exceeds aerospace specification AS 954 for 12 point fasteners (as defined by AS 870) to provide accurate torque/tension relationship for precision application.
- May be used on all common hex (6 point) fasteners with considerable advantage over conventional box end wrenches to increase both hand tool flexibility and economy.
- Williams Satin Chrome Finish openings start with 1/4" and go all the way up to 3-1/2" - the most comprehensive range in the industry.
- Box and open end openings are identical.



Cat. No.	EDP No.	Size (in)	A (in)	B (in)	C (in)	D (in)	E (in)	lbs.	kgs.
1178A	40395	1-9/16	21	3-1/4	11/16	2-11/32	29/32	3.2	1.5
1180*	40371	1-5/8	21-25/32	3-3/8	11/16	2-7/16	29/32	3.7	1.7
1182	40510	1-11/16	22-17/32	3-1/2	3/4	2-1/2	29/32	5.2	2.4
1184	40511	1-3/4	23-1/8	3-5/8	25/32	2-5/8	1-3/32	5.8	2.6
1186	40512	1-13/16	23-11/16	3-3/4	13/16	2-23/32	1-3/32	6.4	2.9
1188	40513	1-7/8	24-11/32	3-29/32	13/16	2-13/16	1-3/32	6.9	3.1
1190	40514	2	25-1/4	4	25/32	2-7/8	1-1/16	8.4	3.8
1191	40515	2-1/16	25-7/8	3-3/4	3/4	2-3/4	1-1/8	6.2	2.8
1192	40516	2-1/8	26-1/2	4-5/16	7/8	3-1/16	1-3/16	9.9	4.5
1193	40517	2-3/16	27	4-7/16	13/16	3-1/4	1-3/16	10.6	4.8
1194	40518	2-1/4	27-21/32	4-9/16	15/16	3-7/32	1-3/16	11.5	5.2
1195	40506	2-3/8	28-11/16	4-25/32	1-1/32	3-13/32	1-11/32	13.9	6.3
1197	40507	2-1/2	29-15/16	5-1/16	15/16	3-9/16	1-5/16	15.5	7.0
1198	40519	2-5/8	31-13/16	6-9/16	1-7/32	4-7/8	1-5/8	22.3	10.1
1198A	40520	2-3/4	31-13/16	6-9/16	1-7/32	4-7/8	1-5/8	22.6	10.3
1198B	40521	2-7/8	31-13/16	6-9/16	1-7/32	4-7/8	1-5/8	22.1	10.0
1198C	40522	2-15/16	31-13/16	6-9/16	1-7/32	4-7/8	1-5/8	21.4	9.7
1199	40523	3	31-13/16	6-9/16	1-7/32	4-7/8	1-5/8	21.4	9.7
1199A	40524	3-1/8	31-13/16	6-9/16	1-7/32	4-7/8	1-5/8	21.0	9.5
1199B	40525	3-3/8	31-13/16	6-9/16	1-7/32	4-7/8	1-5/8	19.6	8.9
1199C	40526	3-1/2	31-13/16	6-9/16	1-7/32	4-7/8	1-5/8	18.9	8.6

*SUPERTORQUE® Opening

Construction Equipment Repair Set WSC-94

Set Catalog #WSC-94 EDP #49040, 123.00 Lbs.-55.79 Kgs, 94 Tools with Tool Chest TS-6006R


This 94 piece set includes a range of the popular combination wrenches from 5/16" to 1-5/8" and sockets as well as drive tools in 3/8", 1/2" and 3/4" sizes. The larger drive sizes and an assortment of Williams' most popular pliers, screwdrivers, hammers, punches and chisels help make this set well suited for repair work on construction equipment.

Available with a 6 drawer chest with lock, or in a "tools only" configuration, allowing the user to choose other Williams storage units.

Set Catalog #WSC-94T, EDP #49041, 73.11 Lbs.-33.16 Kgs., 94 Tools Only

Contains:

19Wrenches; 5 Hammers; 56 Sockets and Drive Tools; 6 Punches, Chisels and Roll Bars; 4 Pliers; 1 Miscellaneous Tool; 3 Screwdrivers



Combination Wrenches, Chrome Satin Finish, Midget Length, 6 Point

- Handles are shorter than the standard length allowing the user to torque the wrench with a larger arc.
- Head sizes still provide the larger, more rugged dimensions required for most industrial uses.
- Box and open end openings are identical.



Cat. No.	EDP No.	Size (in)	A (in)	B (in)	C (in)	D (in)	E (in)	lbs.
MIDS4*	41288	1/8	2-23/32	11/32	1/8	7/32	1/8	.01
MIDS5*	41289	5/32	2-27/32	13/32	1/8	9/32	5/32	.02
MIDS6*	41290	3/16	2-31/32	7/16	1/8	5/16	5/32	.02
MIDS7*	41291	7/32	3-3/32	1/2	1/8	3/8	3/16	.02
MIDS8*	41292	1/4	3-7/32	17/32	5/32	13/32	3/16	.03
MIDS9*	41293	9/32	3-3/8	19/32	5/32	7/16	7/32	.03
MIDS10*	41294	5/16	3-1/2	21/32	5/32	1/2	7/32	.04
MIDS11*	41295	11/32	3-5/8	23/32	3/16	17/32	1/4	.05



SUPERTORQUE®, Opening

Combination Wrenches, Chrome Satin Finish, Short Length, 12 Point

- Wrench lengths range in between the standard length and the midget length combination wrenches to offer a wider variety for all wrench uses.
- Box and open end openings are identical.



Cat. No.	EDP No.	Size (in)	A (in)	B (in)	C (in)	D (in)	E (in)	lbs.
1158S*	40583	1/4	4-1/2	17/32	5/32	13/32	3/16	.04
1159S*	40584	5/16	4-27/32	21/32	5/32	1/2	7/32	.06
1160S*	40585	3/8	5-1/8	13/16	3/16	19/32	1/4	.08
1161S*	40586	7/16	5-7/16	29/32	7/32	21/32	5/16	.11
1162S*	40587	1/2	5-3/4	1-1/16	1/4	3/4	11/32	.14
1163S*	40588	9/16	6-1/16	1-3/16	9/32	27/32	3/8	.18
1164S*	40589	5/8	6-3/8	1-5/16	9/32	15/16	13/32	.22
1165S*	40590	11/16	6-11/16	1-13/32	5/16	1-1/32	7/16	.28
1166S*	40591	3/4	7	1-9/16	11/32	1-1/8	15/32	.35
1167AS*	40592	13/16	7-5/16	1-21/32	3/8	1-3/16	17/32	.40
1167S*	40593	7/8	7-19/32	1-13/16	3/8	1-9/32	9/16	.49
1168S*	40594	15/16	7-29/32	1-29/32	13/32	1-3/8	19/32	.59
1170S*	40595	1	8-7/32	2-1/32	7/16	1-15/32	21/32	.66



SUPERTORQUE®, Opening

Catalog Set # WS-1172, 15 Combination Wrenches,

Chrome Satin Finish, In R-37 Roll EDP #49720 10.52 Lbs. - 4.77 Kgs.

Cat. No.	Description	Cat. No.	Description
1159	5/16" - 12 Pt.	1167A	13/16" - 12 Pt.
1160	3/8" - 12 Pt.	1167	7/8" - 12 Pt.
1661	7/16" - 12 Pt.	1168	15/16" - 12 Pt.
1162	1/2" - 12 Pt.	1170	1" - 12 Ft.
1163	9/16" - 12 Pt.	1171	1-1/16" - 12 Pt.
1164	5/8" - 12 Pt.	1172	1-1/8" - 12 Pt.
1165	11/16" - 12 Pt.	1173	1-1/4" - 12 Pt.
1166	3/4" - 12 Pt.		



Set Catalog #WS-1172T, EDP #49721, 9.66 Lbs.-4.38 Kgs., Tools Only. Call for information on more Wrench Set Combinations.

Metric Combination Wrenches

Metric Combination Wrenches, Chrome Satin Finish, Standard Length, 12 Point

- A highly versatile general purpose wrench offered in a wide range of metric opening sizes.
- New SUPERTORQUE® box opening design allows application of higher torque without rounding or deforming hex fastener points. No contact is made at the corners. Instead wrenching forces are placed on the flat surfaces behind the points.
- Meets or exceeds aerospace specification AS 954 for 12-point fasteners (as defined by AS 870) to provide accurate torque/tension relationship for precision application.
- May be used on all common metric hex (6 point) fasteners with considerable advantage over conventional box end wrenches to increase both hand tool flexibility and economy.



Hand Tools

Williams Tools

Set Catalog #WSM-25, 25 Tools in TB-30 Box
EDP 50026, 3.32 Lbs.-1.51 Kgs.

Cat. No.	Description
M-52A M-102 M-115	Reversible Ratchet with Knurled Grip Extension, 2" Extension, 6"
M-106 M-140A M-606	Spinner Handle Universal Joint Standard Length Socket, 6 Pt. 3/16"
M-607 M-608 M-609	Standard Length Socket, 6 Pt. 7/32" Standard Length Socket, 6 Pt. 1/4" Standard Length Socket, 6 Pt. 9/32"
M-610 M-611 M-612	Standard Length Socket, 6 Pt. 5/16" Standard Length Socket, 6 Pt. 11/32" Standard Length Socket, 6 Pt. 3/8"
M-614 M-616 M-618	Standard Length Socket, 6 Pt. 7/16" Standard Length Socket, 6 Pt. 1/2" Standard Length Socket, 6 Pt. 9/16"
MD-606 MD-607 MD-608	Deep Length Socket, 6 Pt. 3/16" Deep Length Socket, 6 Pt. 7/32" Deep Length Socket, 6 Pt. 1/4"
MD-609 MD-610 MD-611	Deep Length Socket, 6 Pt. 9/32" Deep Length Socket, 6 Pt. 5/16" Deep Length Socket, 6 Pt. 11/32"
MD-612 MD-614 MD-616 MD-618	Deep Length Socket, 6 Pt. 3/8" Deep Length Socket, 6 Pt. 7/16" Deep Length Socket, 6 Pt. 1/2" Deep Length Socket, 6 Pt. 9/16"



1/4" Drive Metric Sockets

Metric Sockets, Standard Length, 6 Point

- Designed for close, confined areas with metric hex fasteners.



Cat. No.	EDP No.	Skt. Size (mm)	A (in)	Type	B (in)	C (in)	D (in)	E (in)	Bolt Clearance Dia. (in)	F (in)	Lbs.	Kgs.
MM-604	50848	4	7/8	I	15/32	1/4	3/16	17/32	5/32	7/16	.02	.01
MM-605	50849	5	7/8	I	15/32	5/16	3/16	17/32	5/32	7/16	.02	.01
MM-605.5	50850	5.5	7/8	I	15/32	11/32	3/16	17/32	7/32	7/16	.02	.01
MM-606	50851	6	7/8	I	15/32	3/8	7/32	17/32	7/32	7/16	.02	.01
MM-607	50852	7	7/8	I	15/32	13/32	1/4	17/32	1/4	7/16	.02	.01
MM-608	50853	8	7/8	I	15/32	7/16	9/32	17/32	1/4	7/16	.02	.01
MM-609	50854	9	7/8	II	1/2	1/2	1/2	17/32	5/16	-	.02	.01
MM-610	50855	10	7/8	II	9/16	9/16	1/2	17/32	3/8	-	.03	.01
MM-611	50856	11	7/8	II	19/32	19/32	1/2	17/32	13/32	-	.03	.01
MM-612	50857	12	7/8	II	21/32	21/32	1/2	17/32	7/16	-	.05	.02
MM613	50858	13	7/8	II	11/16	11/16	15/32	17/32	15/32	-	.05	.02
MM-614	50859	14	29/32	II	3/4	3/4	1/2	17/32	17/32	-	.07	.03

Metric Sockets, Deep Length, 6 Point

- Designed for maximum clearance on long metric bolts.



Cat. No.	EDP No.	Skt. Size (mm)	A (in)	Type	B (in)	C (in)	D (in)	E (in)	Bolt Clearance Dia. (in)	F (in)	Lbs.	Kgs.
MMD-604	50864	4	2	I	15/32	9/32	3/16	1-21/32	1/8	9/16	.04	.02
MMD-605	50865	5	2	I	15/32	5/16	3/16	1-21/32	5/32	9/16	.05	.02
MMD-605.5	50866	5.5	2	I	15/32	5/16	7/32	1-21/32	7/32	9/16	.04	.02
MMD-606	50867	6	2	I	15/32	3/8	7/32	1-21/32	7/32	9/16	.05	.02
MMD-607	50868	7	2	I	15/32	13/32	1/4	1-21/32	1/4	9/16	.05	.02
MMD-608	50869	8	2	I	15/32	15/32	9/32	1-21/32	1/4	9/16	.06	.03
MMD-609	50870	9	2	II	1/2	1/2	9/32	1-21/32	5/16	-	.06	.03
MMD-610	50871	10	2	II	9/16	9/16	9/32	1-21/32	3/8	-	.07	.03
MMD-611	50872	11	2	II	19/32	19/32	3/8	1-21/32	13/32	-	.09	.04
MMD-612	50873	12	2	II	21/32	21/32	3/8	1-21/32	7/16	-	.10	.05
MMD-613	50874	13	2	II	11/16	23/32	3/8	1-21/32	15/32	-	.12	.05
MMD-614	50875	14	2	II	3/4	3/4	7/16	1-21/32	17/32	-	.15	.07

3/8" DRIVE TOOLS

Chrome Reversible Ratchet with Knurled Grip

- Double pawl design with 82 teeth action provides less than a 4-1/2° ratcheting angle.
- Shift lever reverses action instantly.
- Knurled handle provides a non-slip grip.

Cat. No.	EDP No.	Lgth. (in)	Lbs.	Kgs.
B-52	50192	7-3/8	.58	.26
B-53	58069	10-1/4	.86	.39



Repair Kit is Catalog #B-52RK, EDP #51347

Chrome Reversible Ratchet with Plastic Handle

- Double pawl design with 82 teeth action provides a 4-1/2° ratcheting angle.
- Shift lever reverses action instantly.
- Four sided fluted large plastic handle provides a firm comfortable grip while allowing more driving power.

Cat. No.	EDP No.	Lgth. (in)	Lbs.	Kgs.
B-52P	51494	9	.70	.32
B-53P	51498	11-1/2	.96	.44



Repair Kit is Catalog #B-52RK, EDP #51347

Chrome Flex Head Reversible Ratchet with Knurled Grip

- Flex head swings in either direction 90°.
- Double pawl design with 82 teeth action provides less than a 4-1/2° ratcheting angle.
- Shift lever reverses action instantly.
- Knurled handle provides a non-slip grip.

Cat. No.	EDP No.	Lgth. (in)	Lbs.	Kgs.
B-54	50485	9-1/2	.77	.35



Repair Kit is Catalog #B-52RK, EDP #51347
Flex Member Repair Kit is Catalog #B-54RK, EDP #54049

Chrome Flex Head Reversible Ratchet with Plastic Grip

- Flex head swings in either direction 90°.
- Double pawl design with 82 teeth action provides less than a 4-1/2° ratcheting angle.
- Shift lever reverses action instantly.
- Four sided fluted large plastic handle provides a firm comfortable grip while allowing more driving power.

Cat. No.	EDP No.	Lgth. (in)	Lbs.	Kgs.
B-54P	51495	10-1/4	.88	.40



Ratchet Repair Kit is Catalog #B-52RK, EDP #51347
Flex Member Catalog # B-54RK, EDP #54049

Palmster Ratchet

- For work in confined spaces.
- Pocket sized ratchet with industrial strength durability.
- Maximum portability weighing only 5 ounces.
- Length, closed: 2-5/16", open 3-7/8".
- Double pawl design with 82 teeth action provides less than a 4-1/2° ratcheting angle.
- Torque capacity for ratchet assembly is + 1,800 inch pounds.



Cat. No.	EDP No.	Open Lgth. (in)	Closed Lgth. (in)	Width (in)	Lbs.	Kgs.
BSP-52	54045	3-3/16	2-11/32	1-11/16	.34	.15

Chrome Flex Handle with Knurled Grip

- Flex member flexes more than 110° in either direction from upright position.
- Knurled handle provides a non-slip grip.

Cat. No.	EDP No.	Lgth. (in)	Lbs.	Kgs.
B-40A	50130	8-9/16	.19	.09



Repair Kit is Catalog #B-40RK, EDP #54057

Chrome Speeder with Knurled Grip

- Designed for increased speed in turning nuts or fasteners.
- Knurled handle provides a non-slip grip.

Cat. No.	EDP No.	Lgth. (in)	Lbs.	Kgs.
B-15	50126	18	1.3	.61



Williams Tools

Catalog #WSB-13, 8 Short Hex Bit Sockets in TBT-13 Tray
 92179, 1.34 Lbs.-.63 Kgs.

Cat. No.	Description
BA-3	Hex Bit Socket, Short Length, 3/32"
BA-4	Hex Bit Socket, Short Length, 1/8"
BA-5	Hex Bit Socket, Short Length, 5/32"
BA-6	Hex Bit Socket, Short Length, 3/16"
BA-7	Hex Bit Socket, Short Length, 7/32"
BA-8	Hex Bit Socket, Short Length, 1/4"
BA-10	Hex Bit Socket, Short Length, 5/16"
BA-12	Hex Bit Socket, Short Length, 3/8"



Catalog #WSB-13T, EDP #92177,
 .90 Lbs.-.29 Kgs., Tools Only.

Catalog # WSB-4, 15 Tools in TB-35 Box
 EDP #94032, 4.97 Lbs.-2.25 Kgs.

Cat. No.	Description
B-52	Reversible Ratchet with Knurled Grip, 7-3/8"
B-40A	Flex Handle with Knurled Grip
B-108	Extension, 3"
B-110	Extension, 6"
B-140A	Universal Joint
B-1208	Standard Length Socket, 12 Pt. 1/4"
B-1210	Standard Length Socket, 12 Pt. 5/16"
B-1211	Standard Length Socket, 12 Pt. 11/32"
B-1212	Standard Length Socket, 12 Pt. 3/8"
B-1214	Standard Length Socket, 12 Pt. 7/16"
B-1216	Standard Length Socket, 12 Pt. 1/2"
B-1218	Standard Length Socket, 12 Pt. 9/16"
B-1220	Standard Length Socket, 12 Pt. 5/8"
B-1222	Standard Length Socket, 12 Pt. 11/16"
B-1224	Standard Length Socket, 12 Pt. 3/4"



Catalog #WSB-4T, EDP #94030,
 1.98 Lbs.-.90 Kgs. - Tools Only

Set Catalog #WBSP-19HTX, 19 Piece Palmster Set
 in Molded Case EDP #94039, 1.26 Lbs. - .57 Kgs.

Cat. No.	Description
BSP-52	Palmster Ratchet
B-108	Extension, 3"
BP-8	Magnetic Bit Holder
X15H2-W	Torx Insert Bit, T15
X20H2-W	Torx Insert Bit, T20
X25H2-W	Torx Insert Bit, T25
X30H2-W	Torx Insert Bit, T30
PA1A1-W	Phillips ACR Anti-Cam Out Insert Bit #1
PA2A1-W (2 Pcs.)	Phillips ACR Anti-Cam Out Insert Bit #2
PA3A1-W	Phillips ACR Anti-Cam Out Insert Bit #3
ACR5-6	Slotted ACR Anti-Cam Out Insert Bit, 5-6
ACR6-8	Slotted ACR Anti-Cam Out Insert Bit, 6-8
ACR8-10	Slotted ACR Anti-Cam Out Insert Bit, 8-10
ACR10-12	Slotted ACR Anti-Cam Out Insert Bit, 10-12
B-608	Standard Length Socket, 6 Pt. 1/4"
B-610	Standard Length Socket, 6 Pt. 5/16"
B-612	Standard Length Socket, 6 Pt. 3/8"
B-614	Standard Length Socket, 6 Pt. 7/16"



Set Catalog # WSB-22, 22 Tools in TB-4A Box
 EDP 50209, 6.84 Lbs. 3.10 Kgs.

Cat. No.	Description
B-52	Reversible Ratchet with Knurled Grip, 7-3/8"
B-108	Extension, 3"
B-110	Extension, 6"
B-140A	Universal Joint
B-612	Standard Length Socket, 6 Pt. 3/8"
B-614	Standard Length Socket, 6 Pt. 7/16"
B-616	Standard Length Socket, 6 Pt. 1/2"
B-618	Standard Length Socket, 6 Pt. 9/16"
B-620	Standard Length Socket, 6 Pt. 5/8"
B-622	Standard Length Socket, 6 Pt. 11/16"
B-624	Standard Length Socket, 6 Pt. 3/4"
B-626	Standard Length Socket, 6 Pt. 13/16"
B-628	Standard Length Socket, 6 Pt. 7/8"
BD-612	Deep Length Socket, 6 Pt. 3/8"
BD-614	Deep Length Socket, 6 Pt. 7/16"
BD-616	Deep Length Socket, 6 Pt. 1/2"
BD-618	Deep Length Socket, 6 Pt. 9/16"
BD-620	Deep Length Socket, 6 Pt. 5/8"
BD-622	Deep Length Socket, 6 Pt. 11/16"
BD-624	Deep Length Socket, 6 Pt. 3/4"
BD-626	Deep Length Socket, 6 Pt. 13/16"
BD-628	Deep Length Socket, 6 Pt. 7/8"



Set Catalog WSB-1 9, 24 Tools in TB-35 Box
 EDP 94054, 6.90 Lbs.-3.12 Kgs.


Cat. No.	Description
B-52	Reversible Ratchet with Knurled Grip, 7-3/8"
B-40A	Flex Handle with Knurled Grip
B-108	Extension, 3"
B-110	Extension, 6"
B-140A	Universal Joint
B-608	Standard Length Socket, 6 Pt. 1/4"
B-610	Standard Length Socket, 6 Pt. 5/16"
B-611	Standard Length Socket, 6 Pt. 11/32"
B-612	Standard Length Socket, 6 Pt. 3/8"
B-614	Standard Length Socket, 6 Pt. 7/16"
B-616	Standard Length Socket, 6 Pt. 1/2"
B-618	Standard Length Socket, 6 Pt. 9/16"
B-620	Standard Length Socket, 6 Pt. 5/8"
B-622	Standard Length Socket, 6 Pt. 11/16"
B-624	Standard Length Socket, 6 Pt. 3/4"
BD-612	Deep Length Socket, 6 Pt. 3/8"
BD-614	Deep Length Socket, 6 Pt. 7/16"
BD-616	Deep Length Socket, 6 Pt. 1/2"
BD-618	Deep Length Socket, 6 Pt. 9/16"
BD-620	Deep Length Socket, 6 Pt. 5/8"
BD-622	Deep Length Socket, 6 Pt. 11/16"
BD-624	Deep Length Socket, 6 Pt. 3/4"
BD-626	Deep Length Socket, 6 Pt. 13/16"
BD-628	Deep Length Socket, 6 Pt. 7/8"



Set Catalog #WSB-19T, EDP
 #94052, 2.53 Lbs. - 1.14 Kgs.,
 Tools Only

Set Catalog #WSB-33, 33 Tools in TB-4A Box
 EDP #50132, 9.74 Lbs.-4.42 Kgs.

Cat. No.	Description
B-52	Reversible Ratchet with Knurled Grip, 7-3/8"
B-40A	Flex Handle with Knurled Grip
B-108	Extension, 3"
B-110	Extension, 6"
B-115	Extension, 10"
B-15	Speeder, 16-13/16"
B-140A	Universal Joint
B-1212	Standard Length Socket, 12 Pt. 3/8"
B-1214	Standard Length Socket, 12 Pt. 7/16"
B-1216	Standard Length Socket, 12 Pt. 1/2"
B-1218	Standard Length Socket, 12 Pt. 9/16"
B-1220	Standard Length Socket, 12 Pt. 5/8"
B-1222	Standard Length Socket, 12 Pt. 11/16"
B-1224	Standard Length Socket, 12 Pt. 3/4"
B-1226	Standard Length Socket, 12 Pt. 13/16"
B-1228	Standard Length Socket, 12 Pt. 7/8"
BD-808	Standard Length Socket, 8 Pt. 1/4"
BD-810	Standard Length Socket, 8 Pt. 5/16"
BD-812	Standard Length Socket, 8 Pt. 3/8"
BD-1212	Deep Length Socket, 12 Pt. 3/8"
BD-1214	Deep Length Socket, 12 Pt. 7/16"
BD-1216	Deep Length Socket, 12 Pt. 1/2"
BD-1218	Deep Length Socket, 12 Pt. 9/16"
BD-1220	Deep Length Socket, 12 Pt. 5/8"
BD-1222	Deep Length Socket, 12 Pt. 11/16"
BD-1224	Deep Length Socket, 12 Pt. 3/4"
BD-1226	Deep Length Socket, 12 Pt. 13/16"
BD-1228	Deep Length Socket, 12 Pt. 7/8"
BU-1214	Universal Socket, 12 Pt. 7/16"
BU-1216	Universal Socket, 12 Pt. 1/2"
BU-1218	Universal Socket, 12 Pt. 9/16"
BU-1220	Universal Socket, 12 Pt. 5/8"
BU-1224	Universal Socket, 12 Pt. 3/4"



Hand Tools

Williams Tools

Sockets, Deep Length, 6 Point

- Designed for maximum clearance on long hex bolts.



Cat. No.	EDP No.	Skt. Size (in)	A (in)	Type	B (in)	C (in)	D (in)	E (in)	Bolt Clear. Dia.(in)	F (in)	Lbs.	Kgs.
SD-616	51145	1/2	3-1/4	I	29/32	3/4	13/32	2-19/32	15/32	2-15/32	.29	.13
SD-618	51146	9/16	3-1/4	I	29/32	13/16	7/16	2-19/32	15/32	2-15/32	.30	.14
SD-620	51147	5/8	3-1/4	II	29/32	29/32	15/32	2-7/16	19/32	-	.30	.14
SD-622	51148	11/16	3-1/4	II	31/32	31/32	17/32	2-11/32	21/32	-	.32	.15
SD-624	51149	3/4	3-1/4	I	1-1/16	1-1/16	19/32	2-5/16	23/32	-	.38	.17
SD-626	50719	13/16	3-1/4	II	1-1/8	1-1/8	21/32	2-9/32	25/32	-	.44	.20
SD-628	51150	7/8	3-1/4	II	1-3/16	1-3/16	23/32	2-9/32	27/32	-	.53	.24
SD-630	51151	15/16	3-1/4	II	1-9/32	1-9/32	3/4	2-9/32	29/32	-	.65	.30
SD-632	51152	1	3-1/4	II	1-11/32	1-11/32	3/4	2-1/4	1	-	.74	.34
SD-634	51153	1-1/16	3-1/4	II	1-7/16	1-7/16	25/32	2-1/4	1-1/32	-	.84	.38
SD-636	51154	1-1/8	3-1/4	II	1-1/2	1-1/2	25/32	2-1/4	1-3/32	-	.86	.39

Sockets, Deep Length, 12 Point

- Designed for maximum clearance on long 6 or 12 point bolts.



Cat. No.	EDP No.	Skt. Size (in)	A (in)	Type	B (in)	C (in)	D (in)	E (in)	Bolt Clear. Dia.(in)	F (in)	Lbs.	Kgs.
SD-1216	50269	1/2	3-1/4	I	29/32	3/4	13/32	2-19/32	15/32	2-15/32	.29	.13
SD-1218	50270	9/16	3-1/4	I	29/32	13/16	7/16	2-19/32	15/32	2-15/32	.29	.13
SD-1220	50272	5/8	3-1/4	II	29/32	29/32	15/32	2-7/16	19/32	-	.27	.12
SD-1222	50273	11/16	3-1/4	II	31/32	31/32	17/32	2-11/32	21/32	-	.31	.14
SD-1224	50274	3/4	3-1/4	I	1-1/16	1-1/16	19/32	2-5/16	23/32	-	.38	.17
SD-1225	50394	25/32	3-1/4	II	1-1/16	1-1/16	21/32	2-9/32	25/32	-	.45	.20
SD-1226	50275	13/16	3-1/4	II	1-1/8	1-1/8	21/32	2-9/32	25/32	-	.45	.20
SD-1228	50276	7/8	3-1/4	II	1-3/16	1-3/16	23/32	2-9/32	27/32	-	.52	.24
SD-1230	50278	15/16	3-1/4	II	1-9/32	1-9/32	3/4	2-9/32	29/32	-	.66	.30
SD-1232	50279	1	3-1/4	II	1-11/32	1-11/32	3/4	2-1/4	1	-	.62	.28
SD-1234	50280	1-1/16	3-1/4	II	1-7/16	1-7/16	3/4	2-1/4	1-1/16	-	.79	.36
SD-1236	50281	1-1/8	3-1/4	II	1-1/2	1-1/2	25/32	2-1/4	1-3/32	-	.81	.37

Hex Bit Sockets, Short Length

- Two piece design allows worn bits to be replaced.
- Sockets are chrome plated.
- Hex bits provided in black industrial finish.
- 8-32 x 3/16" cup screw is used to hold bit within the Socket.



Cat. No.	EDP No.	Bit Size (in)	Skt. Lgth. (in)	Skt. Dia. (in)	Overall Lgth. (in)	Lbs.	Kgs.	Rplcm. Bits
SA-8	51039	1/4	1-1/2	7/8	2-5/32	.22	.10	A-8
SA-10	51040	5/16	1-1/2	7/8	2-5/32	.22	.10	A-10
SA-12	51041	3/8	1-1/2	7/8	2-5/16	.25	.11	A-12
SA-16	51042	1/2	1-1/2	1-1/16	2-3/8	.37	.16	A-16
SA-18	51043	9/16	1-3/4	1-1/16	2-1/2	.40	.18	A-18
SA-20	51044	5/8	1-3/4	1-1/16	2-13/32	.42	.19	A-20

Hex Bit Sockets, Long Length

- Two piece design allows worn bits to be replaced.
- Sockets are chrome plated.
- Hex bits provided in black industrial finish.
- 8-32 x 3/16" cup screw is used to hold bit within the Socket.



Cat. No.	EDP No.	Bit Size (in)	Skt. Length (in)	Skt. Dia. (in)	Overall Length (in)	Lbs.	Kgs.	Rplcm. Bits
SA-8L	51060	1/4	1-1/2	7/8	5	.24	.11	A-8L
SA-10L	51061	5/16	1-1/2	7/8	5	.28	.13	A-10L
SA-12L	51062	3/8	1-1/2	7/8	6	.36	.16	A-12L
SA-16L	51063	1/2	1-1/2	1-1/16	6	.58	.26	A-16L
SA-18L	51064	9/16	1-3/4	1-1/16	6-11/16	.75	.34	A-18L
SA-20L	51065	5/8	1-3/4	1-1/16	6-11/16	.82	.37	A-20L

Slotted Screw Bit Sockets

- Two piece design allows worn bits to be replaced.
- Sockets are chrome plated.
- Hex bits provided in black industrial finish.



Cat. No.	EDP No.	Bit Size (in)	Skt. Length (in)	Skt. Dia. (in)	Overall Length (in)	Lbs.	Kgs.	Rplcm. Bits
SA-10-1S	51066	3/16 x .032	1-1/2	7/8	2-13/32	.22	.10	ASB-1
SA-10-2S	51067	7/32 x .040	1-1/2	7/8	2-13/32	.22	.10	ASB-2
SA-10-3S	51068	9/32 x .045	1-1/2	7/8	2-13/32	.22	.10	ASB-3
SA-10-4S	51069	5/16 x .055	1-1/2	7/8	2-13/32	.22	.10	ASB-4

Phillips Screw Bit Sockets

- Two piece design allows worn bits to be replaced.
- Sockets are chrome packed.
- Hex bits provided in black industrial finish.



Cat. No.	EDP No.	Bit Size	Skt. Length (in)	Skt. Dia. (in)	Overall Length (in)	Lbs.	Kgs.	Rplcm. Bits
SA-10-1P	51070	#1	1-1/2	29/32	2-1/4	.21	.10	APB-1
SA-10-2P	51071	#2	1-1/2	29/32	2-1/4	.21	.10	APB-2
SA-10-3P	51072	#3	1-1/2	29/32	2-1/4	.21	.10	APB-3
SA-10-4P	51073	#4	1-1/2	29/32	2-1/4	.21	.10	APB-4

Set Catalog# WSS-15, 6 Short Hex Bit Sockets In TBT-13 Tray

EDP #94102, 2.32 Lbs.-1.05 Kgs.

Cat. No.	Description
SA-8	Hex Bit Socket, Short Length, 1/4"
SA-10	Hex Bit Socket, Short Length, 5/16"
SA-12	Hex Bit Socket, Short Length, 3/8"
SA-16	Hex Bit Socket, Short Length, 7/16"
SA-18	Hex Bit Socket, Short Length, 9/16"
SA-20	Hex Bit Socket, Short Length, 5/8"



Set Catalog WSS-15T, EDP # 94100, 1.88 Lbs.-.85 Kgs., Tools Only

Set Catalog # WSS-4, 17 Tools In TB-35 Box

EDP 95066, 9.35 Lbs.-4.24 Kgs.

Cat. No.	Description
S-52	Reversible Ratchet w/Knurled Grip
S-102P	Extension, 2-1/2"
S-115P	Extension, 10"
ST-1212	Std. Length Socket, 12 Pt. 3/8"
ST-1214	Std. Length Socket, 12 Pt. 7/16"
ST-1216	Std. Length Socket, 12 Pt. 1/2"
ST-1218	Std. Length Socket, 12 Pt. 9/16"
ST-1220	Std. Length Socket, 12 Pt. 5/8"
ST-1222	Std. Length Socket, 12 Pt. 11/16"
ST-1224	Std. Length Socket, 12 Pt. 3/4"
ST-1226	Std. Length Socket, 12 Pt. 13/16"
ST-1228	Std. Length Socket, 12 Pt. 7/8"
ST-1230	Std. Length Socket, 12 Pt. 15/16"
ST-1232	Std. Length Socket, 12 Pt. 1"
ST-1234	Std. Length Socket, 12 Pt. 1-1/16"
ST-1236	Std. Length Socket, 12 Pt. 1-1/8"
ST-1240	Std. Length Socket, 12 Pt. 1-1/4"



Set Catalog WSS-4T, EDP # 95067, 6.36 Lbs.-2.88 Kgs., Tools Only

Set Catalog # WSS-5, 22 Tools in TB-7 Box

EDP # 95068, 18.71 Lbs.-8.49 Kgs.

Cat. No.	Description
S-52	Reversible Ratchet w/Knurled Grip
S-41A	Flex Handle w/Knurled Grip
S-20A	Sliding T Handle
S-15A	Speeder, 18-3/4"
S-102P	Extension, 2-1/2"
S-110P	Extension, 6"
S-115P	Extension, 10"
S-140A	Universal Joint
ST-1212	Std. Length Socket, 12 Pt. 3/8"
ST-1214	Std. Length Socket, 12 Pt. 7/16"
ST-1216	Std. Length Socket, 12 Pt. 1/2"
ST-1218	Std. Length Socket, 12 Pt. 9/16"
ST-1220	Std. Length Socket, 12 Pt. 5/8"
ST-1222	Std. Length Socket, 12 Pt. 11/16"
ST-1224	Std. Length Socket, 12 Pt. 3/4"
ST-1226	Std. Length Socket, 12 Pt. 13/16"
ST-1228	Std. Length Socket, 12 Pt. 7/8"
ST-1230	Std. Length Socket, 12 Pt. 15/16"
ST-1232	Std. Length Socket, 12 Pt. 1"
ST-1234	Std. Length Socket, 12 Pt. 1-1/16"
ST-1236	Std. Length Socket, 12 Pt. 1-1/8"
ST-1240	Std. Length Socket, 12 Pt. 1-1/4"



Set Catalog # WSS-5T, EDP # 95069, 12.93 Lbs.-5.86 Kgs., Tools Only

Hand Tools

Williams Tools

Black Universal Joint

Fed. Spec.: GGG-W-641E, ANSI B107.10M

- Black oxide finish.

Cat. No.	EPD No.	Length (in)	Lbs.	Kgs.
HB-140A	50406B	4-1/4	1.20	.54

Repair Kits are available.

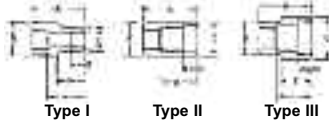


3/4" Drive Fractional Sockets

Sockets, Standard Length, 12 Point

Fed. Spec.: GGG-W-641E, ANSI B107.1

- Wide range of 12 point openings for heavy service industry.
- Four sided detent in drive end provides socket retention



Cat. No.	EPD No.	Skt. Size (in)	A (in)	Type	B (in)	C (in)	D (in)	E (in)	Bolt Clear. Dia.	F (in)	Lbs.	Kgs.
H-1224	50461	3/4	2	I	1-7/16	1-1/8	17/32	1-1/4	11/16	13/16	.42	.19
H-1226	50844	13/16	2	I	1-7/16	1-7/32	9/16	1-1/4	11/16	13/16	.44	.20
H-1228	50426	7/8	2	I	1-7/16	1-5/16	19/32	1-1/4	11/16	13/16	.48	.22
H-1230	50427	15/16	2	I	1-7/16	1-3/8	21/32	1-1/4	11/16	13/16	.48	.22
H-1231	50428	31/32	2	II	1-7/16	1-13/32	11/16	1-1/4	11/16	13/16	.52	.24
H-1232	50429	1	2-1/16	II	1-7/16	1-15/32	11/16	1-5/16	11/16	25/32	.50	.23
H-1234	50430	1-1/16	2-1/8	II	1-1/2	1-9/16	3/4	1-5/32	1-1/32	7/8	.54	.24
H-1236	50431	1-1/8	2-3/16	II	1-1/2	1-5/8	13/16	1-7/32	1-1/8	29/32	.68	.31
H-1238	50432	1-3/16	2-1/4	II	1-1/2	1-11/16	27/32	1-9/32	1-5/32	31/32	.78	.35
H-1240	50433	1-1/4	2-1/4	II	1-1/2	1-3/4	27/32	1-11/32	1-9/32	15/16	.82	.37
H-1242	50434	1-5/16	2-5/16	II	1-5/8	1-7/8	27/32	1-13/32	1-11/32	1	1.00	.45
H-1244	50435	1-3/8	2-5/16	II	1-5/8	1-15/16	7/8	1-3/8	1-7/16	1	1.08	.49
H-1246	50436	1-7/16	2-3/8	II	1-5/8	2	15/16	1-7/16	1-1/4	1	1.40	.64
H-1248	50437	1-1/2	2-1/2	II	1-5/8	2-1/8	1	1-9/16	1-1/4	1-1/8	1.44	.65
H-1250	50408	1-9/16	2-5/8	II	1-3/4	2-3/16	1-5/32	1-11/16	1-3/8	1-1/4	1.62	.73
H-1252	50438	1-5/8	2-5/8	II	1-3/4	2-1/4	1-5/32	1-11/16	1-3/8	1-1/4	1.56	.71
H-1254	50439	1-11/16	2-3/4	II	1-25/32	2-3/8	1-3/16	1-13/16	1-3/8	1-3/8	1.88	.85
H-1256	50440	1-3/4	2-3/4	III	1-3/4	2-7/16	1-3/16	1-13/16	1-3/8	1-3/8	1.40	.64
H-1258	50441	1-13/16	2-7/8	III	1-3/4	2-1/2	1-1/4	1-31/32	1-5/16	1-7/16	1.32	.60
H-1260	50442	1-7/8	3	III	1-3/4	2-9/16	1-5/16	2-1/16	1-5/16	1-9/16	1.42	.64
H-1264	50443	2	3-1/8	III	1-3/4	2-3/4	1-5/16	2-3/16	1-5/16	1-11/16	1.56	.71
H-1266	50444	2-1/16	3-1/8	III	1-3/4	2-3/4	1-3/8	2-3/16	1-5/16	1-11/16	2.26	1.03
H-1268	50445	2-1/8	3-1/4	III	1-3/4	2-15/16	1-7/16	2-5/16	1-5/16	1-13/16	1.82	.83
H-1270	50446	2-3/16	3-1/4	III	1-3/4	2-15/16	1-1/2	2-5/16	1-5/16	1-13/16	1.98	.90
H-1272	50447	2-1/4	3-3/8	III	1-3/4	3-1/8	1-1/2	2-7/16	1-1/4	1-7/8	2.22	1.01
H-1274	50845	2-5/16	3-1/2	III	1-3/4	3-1/4	1-5/8	2-9/16	1-1/4	2	2.44	1.11
H-1276	50846	2-3/8	3-5/8	III	1-3/4	3-1/4	1-3/4	2-11/16	1-1/4	2-1/8	2.62	1.19

Sockets, Deep Length, 6 Point Fed. Spec.: ANSI B107.1

- Designed for heavy service and maximum clearance on long bolts.
- Four sided detent in drive end provides socket retention.



Cat. No.	EPD No.	Skt. Size (in)	A (in)	Type	B (in)	C (in)	D (in)	E (in)	Bolt Clear. Dia.	F (in)	Lbs.	Kgs.
HD-628	51291	7/8	3-1/2	I	1-7/16	1-5/16	5/8	2-1/2	3/4	2-5/16	.82	.37
HD-630	51292	15/16	3-1/2	I	1-7/16	1-3/8	21/32	2-1/2	3/4	2-5/16	.82	.37
HD-632	51293	1	3-1/2	II	1-7/16	1-7/16	23/32	2-1/2	13/16	2-5/16	.80	.36
HD-634	51294	1-1/16	3-1/2	II	1-1/2	1-9/16	3/4	2-1/2	15/16	2-7/32	1.12	.51
HD-636	51295	1-1/8	3-1/2	II	1-1/2	1-5/8	13/16	2-1/2	1-1/16	2-7/32	1.18	.54
HD-640	51296	1-1/4	3-1/2	II	1-1/2	1-3/4	1	2-1/2	1-1/8	2-3/16	1.32	.60
HD-642	51297	1-5/16	3-1/2	II	1-5/8	1-7/8	1	2-1/2	1-1/4	2-3/16	1.7	.87
HD-644	51298	1-3/8	3-1/2	II	1-5/8	1-15/16	2	2-9/16	1-1/4	2-3/16	1.68	.76
HD-646	51299	1-7/16	3-1/2	II	1-5/8	2	1	2-9/16	1-3/8	2-1/8	1.92	.87
HD-648	51300	1-1/2	3-1/2	II	1-5/8	2-1/16	1-1/4	2-9/16	1-3/8	2-1/8	2.04	.93
HD-652	51301	1-5/8	3-1/2	II	1-3/4	2-1/4	1-3/8	2-9/16	1-3/8	2-1/8	2.30	1.04

Set Catalog # WSH-3, 18 Tools in TB-9T Box

EDP # 59314, 46.44 Lbs.-21.04 Kgs.

Cat. No.	Description
H-51	Reversible Ratchet
H-41A	Flex Handle with Knurled Grip
H-104	Extension, 3"
H-110	Extension, 8"
H-115	Extension, 15-1/2"
H-140A	Universal Joint
H-1232	Standard Length Socket, 12 Pt. 1"
H-1234	Standard Length Socket, 12 Pt. 1-1/16"
H-1236	Standard Length Socket, 12 Pt. 1-1/8"
H-1240	Standard Length Socket, 12 Pt. 1-1/4"
H-1242	Standard Length Socket, 12 Pt. 1-5/16"
H-1246	Standard Length Socket, 12 Pt. 1-7/16"
H-1248	Standard Length Socket, 12 Pt. 1-1/2"
H-1252	Standard Length Socket, 12 Pt. 1-5/8"
H-1254	Standard Length Socket, 12 Pt. 1-11/16"
H-1258	Standard Length Socket, 12 Pt. 1-13/16"
H-1260	Standard Length Socket, 12 Pt. 1-7/8"
H-1264	Standard Length Socket, 12 Pt. 2"



Set Catalog #WSH-3T, EDP #59315, 31.82 Lbs.-14.43 Kgs., Tools Only

Set Catalog #WSH-5, 39 Tools in TB-12 Box

EDP #59354, 81.46 Lbs.-36.94 Kgs.

Cat. No.	Description
H-51A	Reversible Ratchet Head
H-A1	Handle w/Knurled Grip for H-51A Head
H-41A	Flex Handle w/Knurled Grip
H-20A	Sliding T Handle
H-104	Extension, 3"
H-110	Extension, 8"
H-115	Extension, 15-1/2"
H-140A	Universal Joint
H-1224	Standard Length Socket, 12 Pt. 3/4"
H-1226	Std. Length Socket, 12 Pt. 13/16"
H-1228	Std. Length Socket, 12 Pt. 7/8"
H-1230	Std. Length Socket, 12 Pt. 15/16"
H-1232	Std. Length Socket, 12 Pt. 1"
H-1234	Std. Length Socket, 12 Pt. 1-1/16"
H-1236	Std. Length Socket, 12 Pt. 1-1/8"
H-1240	Std. Length Socket, 12 Pt. 1-1/4"
H-1242	Std. Length Socket, 12 Pt. 1-5/16"
H-1246	Std. Length Socket, 12 Pt. 1-7/16"
H-1248	Std. Length Socket, 12 Pt. 1-1/2"
H-1252	Std. Length Socket, 12 Pt. 1-5/8"
H-1254	Std. Length Socket, 12 Pt. 1-11/16"
H-1258	Std. Length Socket, 12 Pt. 1-13/16"
H-1260	Std. Length Socket, 12 Pt. 1-7/8"
H-1264	Std. Length Socket, 12 Pt. 2"
H-1266	Std. Length Socket, 12 Pt. 2-1/16"
H-1270	Std. Length Socket, 12 Pt. 2-3/16"
H-1272	Std. Length Socket, 12 Pt. 2-1/4"
H-1276	Std. Length Socket, 12 Pt. 2-3/8"
HD-628	Deep Length Socket, 6 Pt. 7/8"
HD-630	Deep Length Socket, 6 Pt. 15/16"
HD-632	Deep Length Socket, 6 Pt. 1"
HD-634	Deep Length Socket, 6 Pt. 1-1/16"
HD-636	Deep Length Socket, 6 Pt. 1-1/8"
HD-640	Deep Length Socket, 6 Pt. 1-1/4"
HD-642	Deep Length Socket, 6 Pt. 1-5/16"
HD-644	Deep Length Socket, 6 Pt. 1-3/8"
HD-646	Deep Length Socket, 6 Pt. 1-7/16"
HD-648	Deep Length Socket, 6 Pt. 1-1/2"
HD-652	Deep Length Socket, 6 Pt. 1-5/8"



Set Catalog # WSH-5T, EDP # 59355, 61.64 Lbs.-27.95 Kgs., Tools Only.

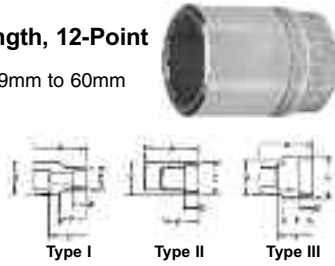
Williams Tools

3/4" Drive Metric Sockets

Metric Sockets, Standard Length, 12-Point

Fed. Spec.: ANSI B107.5

- Available in wide size range from 19mm to 60mm designed for heavy duty service.
- Four sided detent in drive end provides socket retention.



Cat. No.	EDP No.	Skt. Size (mm)	A (in)	Type	B (in)	C (in)	D (in)	E (in)	Bolt Clear. Dia. (in)	F (in)	Lbs.	Kgs.
HM-1219	53611	19	2	I	7/16	1-1/8	9/16	1-1/32	11/16	13/16	.42	.19
HM-1222	53612	22	2	I	7/16	1-1/4	5/8	1-1/32	11/16	13/16	.50	.23
HM-1224	53613	24	2	I	7/16	1-3/4	21/32	1-1/32	11/16	13/16	.52	.25
HM-1227	53614	27	2	II	1-1/2	1-9/16	3/4	1-1/32	1-1/16	11/16	.54	.24
HM-1230	53615	30	2-7/32	II	1-1/2	1-5/8	13/16	1-7/32	1-3/16	27/32	.77	.35
HM-1232	53616	32	2-1/4	II	1-1/2	1-5/8	1-3/4	7/8	1-5/16	7/8	.84	.38
HM-1235	53617	35	2-5/16	II	1-5/8	1-15/16	29/32	1-13/32	1-7/16	7/8	1.08	.49
HM-1236	53618	36	2-5/16	II	1-5/8	1-15/16	29/32	1-13/32	1-1/4	7/8	1.42	.64
HM-1238	53619	38	2-1/2	II	1-5/8	2-1/16	1	1-19/32	1-9/16	1-1/16	1.50	.68
HM-1241	53620	41	2-5/8	II	1-3/4	2-3/16	1-1/16	1-23/32	1-13/32	1-3/16	1.60	.73
HM-1246	53621	46	3-1/8	III	1-3/4	2-7/16	1-3/16	1-31/32	1-13/32	1-11/16	1.44	.65
HM-1250	53622	50	3	III	1-3/4	2-5/8	1-5/16	2-3/32	1-13/32	1-13/32	1.58	.72
HM-1254	53723	54	3-1/4	III	1-3/4	2-7/8	1-15/32	2-1/8	1-13/32	1-21/32	1.82	.83
HM-1255	53624	55	3-1/4	III	1-3/4	2-29/32	1-15/32	2-11/32	1-13/32	1-21/32	2.06	.93
HM-1260	53625	60	3-5/8	III	1-3/4	3-1/4	1-3/4	2-23/32	1-3/4	2-1/8	3.90	1.77

Chrome Extensions Fed. Spec.: GGG-W-641E, ANSI B107.10M

- Designed to be used with a ratchet and socket to access hard to reach areas.
- Provided with a drilled hole for positive socket engagement.

Cat. No.	EDP No.	Length (in)	Lbs.	Kgs.
X-110	50501	8	4.06	1.84
X-115	50502	16	7.48	3.39



Sockets, Standard Length, 12 Point

Fed. Spec.: GGG-W-641E, ANSI B107.1

- Drilled hole in drive end provides positive and secure engagement needed for heavier sockets.



Cat. No.	EDP No.	Skt. Size (in)	A (in)	Type	B (in)	C (in)	D (in)	E (in)	Bolt Clear. Dia. (in)	F (in)	Lbs.	Kgs.
X-1234	50506	1-1/16	2-1/4	I	2	1-5/8	3/4	1-1-16	13/16	1-1/4	1.23	.56
X-1236	50507	1-1/8	2-1/4	I	2	1-3/4	3/4	1-1-16	13/16	1-1/4	1.28	.58
X-1240	50508	1-1/4	2-3/8	I	2	1-29/32	3/4	1-1/8	13/16	1-1/4	1.26	.57
X-1242	50547	1-5/16	2-1/2	II	2	2	13/16	1-9/32	15/16	—	1.46	.66
X-1244	50509	1-3/8	2-1/2	II	2	2-1/16	7/8	1-11/32	1-13/32	—	1.40	.64
X-1246	50510	1-7/16	2-5/8	II	2	2-3/16	1	1-15/32	1-1/2	—	1.54	.70
X-1248	50511	1-1/2	2-3/4	II	2	2-1/4	1	1-19/32	1-9/16	—	1.64	.74
X-1252	50512	1-5/8	2-7/8	II	2	2-3/8	1-1/8	1-3/4	1-11/16	—	2.34	1.06
X-1258	50513	1-13/16	3-1/8	II	2	2-5/8	1-1/4	1-31/32	1-7/16	2-3/16	2.88	1.31
X-1260	50514	1-7/8	3-1/4	III	2-1/8	2-9/16	1-7/16	2-3/32	1-7/16	2-5/16	1.70	.77
X-1264	50515	2	3-3/8	III	2-1/8	2-3/4	1-1/2	2-1/4	1-7/16	2-7/16	2.08	.94
X-1268	50516	2-1/8	3-1/2	III	2-1/4	3-1/8	1-1/2	2-11/32	1-7/16	2-9/16	2.36	1.07
X-1270	50517	2-3/16	3-5/8	III	2-1/4	3-1/8	1-17/32	2-15/32	2-1/4	2-11/16	2.52	1.14
X-1272	50518	2-1/4	3-3/4	III	2-1/4	3-1/4	1-5/8	2-5/8	2-11/32	2-23/32	2.72	1.23
X-1276	50519	2-3/8	3-7/8	III	2-1/4	3-3/8	1-5/8	2-3/4	2-3/8	2-13/16	2.78	1.26
X-1280	50520	2-1/2	4-1/8	III	2-1/4	3-1/2	1-3/4	2-31/32	2-1/2	3-1/16	3.32	1.51
X-1282	50521	2-9/16	4-1/8	III	2-1/4	3-9/16	1-13/16	2-31/32	2-9/16	3-3/16	3.44	1.56
X-1284	50522	2-5/8	4-1/4	III	2-1/4	3-5/8	1-7/8	3-3/32	2-5/8	3-1/8	3.30	1.50
X-1288	50523	2-3/4	4-1/2	III	2-1/4	3-3/4	2	3-3/8	2-3/4	3-9/16	3.70	1.68
X-1294	50524	2-15/16	4-27/32	III	2-1/4	4	2-1/8	3-23/32	2-15/16	3-25/32	4.20	1.91
X-1296	50528	3	4-7/8	III	2-1/4	4-1/8	2-1/8	3-3/4	3	3-27/32	4.50	2.04
X-12100	50525	3-1/8	4-31/32	III	2-1/4	4-1/4	2-1/8	3-27/32	3-1/8	3-29/32	5.00	2.27

Set Catalog # WSX-4, 27 Tools in TB-12 Box

EDP # 59304, 106.61 Lbs.-48.35 Kgs.

Cat. No.	Description
X-51A	Reversible Ratchet
X-41B	Flex Handle with Knurled Grip
X-20B	Sliding Handle
X-20C	Adapter for Sliding Handle
X-110	Extension, 9"
X-115	Extension, 18"
X-1234	Std. Length Socket, 12 Pt. 1-1/16"
X-1236	Std. Length Socket, 12 Pt. 1-1/8"
X-1240	Std. Length Socket, 12 Pt. 1-1/4"
X-1242	Std. Length Socket, 12 Pt. 1-5/16"
X-1244	Std. Length Socket, 12 Pt. 1-3/8"
X-1246	Std. Length Socket, 12 Pt. 1-7/16"
X-1248	Std. Length Socket, 12 Pt. 1-1/2"
X-1252	Std. Length Socket, 12 Pt. 1-5/8"
X-1258	Std. Length Socket, 12 Pt. 1-13/16"
X-1260	Std. Length Socket, 12 Pt. 1-7/8"
X-1264	Std. Length Socket, 12 Pt. 2"
X-1268	Std. Length Socket, 12 Pt. 2-1/8"
X-1270	Std. Length Socket, 12 Pt. 2-3/16"
X-1272	Std. Length Socket, 12 Pt. 2-1/4"
X-1276	Std. Length Socket, 12 Pt. 2-3/8"
X-1280	Std. Length Socket, 12 Pt. 2-1/2"
X-1282	Std. Length Socket, 12 Pt. 2-9/16"
X-1284	Std. Length Socket, 12 Pt. 2-5/8"
X-1288	Std. Length Socket, 12 Pt. 2-3/4"
X-1294	Std. Length Socket, 12 Pt. 2-15/16"
X-12100	Std. Length Socket, 12 Pt. 3-1/8"



Set Catalog #WSX-4T, EDP #59305, 86.79 Lbs.-39.36Kgs., Tools Only.

3/8" Drive Impact Drive Tools

Impact Extension Fed. Spec.: GGG-W-660A; ANSI B107.2

- Supplied with spring plunger retention.



Cat. No.	EDP No.	Square Female (in)	Square Male (in)	Length (in)	Lbs.	Kgs.
2-103A	53155	3/8	3/8	3	.18	.08
2-106A	53153	3/8	3/8	6	.34	.15

Impact Adapter Fed. Spec.: GGG-W-660A; ANSI B107.2

- Supplied with spring plunger.



Cat. No.	EDP No.	Square Female (in)	Square Male (in)	Length (in)	Lbs.	Kgs.
2-4A	52074	3/8	1/2	1-1/4	.09	.04

Impact Universal Joint

Fed. Spec.: GGG-W-660A; ANSI B107.2

- Unique design supplied with a sleeve over the ball area to provide maximum safety.



Cat. No.	EDP No.	Square Female (in)	Square Male (in)	Length (in)	Lbs.	Kgs.
2-140B	53495	3/8	3/8	2-1/4	.26	.12

Hand Impact Driver

- Delivers cam action impact when struck with a hammer for loosening or tightening fasteners.

Cat. No.	EDP No.	Length (in)	Shank Dia. (in)	Lbs.	Kgs.
BHMD-30	51318	5	1-1/4	1.10	.50



3/8" Drive Impact Socket Sets

Catalog Set #WS-2-8, 8 Impact Standard Length Sockets on Rail and Clips

EDP #59742, 1.01 Lbs. - .46 Kgs.

- Popular 3/8" drive standard length impact sockets, assembled on a rail and clip for easier accessibility.

Cat. No.	Description
2-610	Standard Length Impact Socket, 6 Pt. 5/16
2-612	Standard Length Impact Socket, 6 Pt. 3/8
2-614	Standard Length Impact Socket, 6 Pt. 7/16
2-616	Standard Length Impact Socket, 6 Pt. 1/2
2-618	Standard Length Impact Socket, 6 Pt. 9/16
2-620	Standard Length Impact Socket, 6 Pt. 5/8
2-622	Standard Length Impact Socket, 6 Pt. 11/16
2-624	Standard Length Impact Socket, 6 Pt. 3/4



Set Catalog # WS-2-8T, EDP # 59743, .91 Lbs.-.41 Kgs., Tools Only.

Hand Tools


Williams Tools

3/8" Drive Impact Sockets

Impact Sockets, Standard Length, 6 Point

Fed. Spec.: GGG-W-660A; ANSI B107.2

- Flank drive design allows the socket to contact the fastener on the flats of the opening rather than the corners.



Cat. No.	EDP No.	Size (in)	Type	A (in)	B (in)	C (in)	D (in)	E (in)	F (in)	Lbs.	Kgs.
2-608	52259	1/4	I	1-1/32	11/16	1/2	7/32	9/16	7/32	.05	.02
2-610	52260	5/16	I	1-1/32	11/16	1/2	1/4	9/16	7/32	.06	.03
2-612	52261	3/8	I	1-1/32	11/16	5/8	9/32	9/16	7/32	.07	.03
2-614	52262	7/16	II	1-1/16	11/16	21/32	9/32	19/32	—	.07	.03
2-616	52263	1/2	II	1-3/32	3/4	3/4	5/16	19/32	—	.09	.04
2-618	52264	9/16	II	1-1/8	13/16	13/16	9/16	19/32	—	.12	.05
2-620	52265	5/8	II	1-5/32	29/32	29/32	19/32	5/8	—	.13	.06
2-622	52266	11/16	II	1-3/16	31/32	31/32	19/32	5/8	—	.14	.06
2-624	52267	3/4	II	1-1/4	1-1/16	1-1/16	21/32	11/16	—	.23	.10

Impact Sockets, Deep Length, 6 Point

Fed. Spec.: GGG-W-660A; ANSI B107.2

- Flank design reduces the possibility of fastener rounding.
- Deep length sockets most commonly used to access recessed fasteners.




Cat. No.	EDP No.	Size (in)	Type	A (in)	B (in)	C (in)	D (in)	E (in)	Bolt. Clear. Dia.	F (in)	Lbs.	Kgs.
12-610	52270	5/16	I	2-1/8	11/16	1/2	1/4	1-21/32	9/32	1-5/8	.11	.05
12-612	52271	3/8	I	2-1/8	11/16	5/8	9/32	1-5/8	11/32	1-5/8	.12	.05
12-614	52272	7/16	II	2-1/8	11/16	21/32	11/32	1-5/8	11/32	1-5/8	.13	.06
12-616	52273	1/2	II	2-1/8	3/4	3/4	3/8	1-15/32	7/16	—	.17	.08
12-618	52274	9/16	II	2-3/8	13/16	13/16	7/16	1-1/2	17/32	—	.19	.09
12-620	52275	5/8	II	2-1/8	29/32	29/32	15/32	1-1/2	5/8	—	.24	.11
12-622	52276	11/16	II	2-5/8	31/32	31/32	1/2	1-19/32	21/32	—	.26	.12
12-624	52277	3/4	II	2-5/8	1-1/16	1-1/16	9/16	1-19/32	23/32	—	.28	.13
12-626	52278	13/16	II	2-3/4	1-1/8	1-1/8	9/16	1-25/32	25/32	—	.33	.15
12-628	52279	7/8	II	2-3/4	1-3/16	1-3/16	19/32	1-7/8	27/32	—	.36	.16
12-630	52280	15/16	II	2-3/4	1-9/32	1-9/32	19/32	1-15/16	29/32	—	.41	.19
12-632	52281	1	II	2-3/4	1-11/32	1-11/32	5/8	2	1	—	.46	.21

3/8" Drive Metric Impact Sockets

Metric Impact Sockets, Standard Length, 6 Point

- Designed for power and impact use, the flank drive design provides less stress on the corners of the socket.



Cat. No.	EDP No.	Size (mm)	Type	A (in)	B (in)	C (in)	D (in)	E (in)	Bolt. Clear. Dia.	F (in)	Lbs.	Kgs.
2M-607	54336	7	I	1-1/32	11/16	7/16	7/32	9/16	1/4	17/32	.08	.04
2M-608	52254	8	I	1-1/32	11/16	1/2	1/4	9/16	9/32	17/32	.08	.04
2M-609	54338	9	I	1-1/32	11/16	9/16	9/32	9/16	11/32	17/32	.06	.03
2M-610	52255	10	I	1-1/32	11/16	5/8	9/32	9/16	11/32	17/32	.07	.03
2M-611	54340	11	I	1-1/32	11/16	21/32	9/32	19/32	11/32	9/16	.08	.04
2M-612	54341	12	II	1-1/16	23/32	23/32	9/32	9/16	11/32	—	.10	.05
2M-613	52256	13	II	1-1/16	25/32	25/32	9/32	19/32	3/8	—	.08	.04
2M-614	54343	14	II	1-3/32	13/16	13/16	9/16	19/32	1/2	—	.13	.06
2M-615	52257	15	II	1-3/32	27/32	27/32	9/16	19/32	9/16	—	.11	.05
2M-616	54362	16	II	1-1/8	29/32	29/32	19/32	5/8	19/32	—	.16	.07
2M-617	54344	17	II	1-5/32	31/32	31/32	19/32	5/8	5/8	—	.19	.09
2M-618	54363	18	II	1-5/32	1	1	5/8	21/32	11/16	—	.17	.08
2M-619	52258	19	II	1-3/16	1-1/16	1-1/16	21/32	11/16	23/32	—	.17	.08

Metric Impact Sockets, Deep Length, 6 Point

- Flank design reduces the possibility of fastener rounding.
- Deep length sockets most commonly used to access recessed fasteners.



Cat. No.	EDP No.	Size (mm)	Type	A (in)	B (in)	C (in)	D (in)	E (in)	Bolt. Clear. Dia.	F (in)	Lbs.	Kgs.
12M-607	52249	7	I	2-1/8	11/16	7/16	9/32	1-11/16	1/4	1-5/8	.11	.05
12M-608	52250	8	I	2-1/8	11/16	1/2	1/4	1-11/16	9/32	1-5/8	.11	.05
12M-609	52224	9	I	2-1/8	11/16	9/16	9/32	1-11/16	11/32	1-5/8	.12	.05
12M-610	52251	10	I	2-1/8	11/16	5/8	9/32	1-11/16	11/32	1-5/8	.13	.06
12M-611	52226	11	II	2-1/8	11/16	21/32	21/64	1-11/16	11/32	1-5/8	.13	.06
12M-612	52227	12	II	2-1/8	23/32	23/32	3/8	1-23/32	7/16	—	.14	.06
12M-613	52252	13	II	2-1/8	25/32	25/32	7/16	1-3/8	15/32	—	.18	.08
12M-614	52228	14	II	2-3/8	13/16	13/16	13/32	1-9/16	1/2	—	.18	.08
12M-615	52253	15	II	2-3/8	27/32	27/32	13/32	1-9/16	9/16	—	.18	.08
12M-616	52229	16	II	2-3/8	29/32	29/32	13/32	1-9/16	19/32	—	.19	.09
12M-617	52230	17	II	2-5/8	31/32	31/32	7/16	1-3/4	5/8	—	.24	.11
12M-618	52231	18	II	2-5/8	1	1	7/16	1-3/4	11/16	—	.26	.12
12M-619	52232	19	II	2-5/8	1-1/16	1-1/16	9/16	1-3/4	23/32	—	.28	.13
12M-621	52233	21	II	2-5/8	1-5/32	1-5/32	1/2	1-3/4	25/32	—	.37	.17
12M-624	52234	24	II	2-7/8	1-5/16	1-5/16	19/32	1-31/32	29/32	—	.41	.19

1/2" Drive Impact Tools

Impact Extension

Fed. Spec.: GGG-W-660A; ANSI B107.2

- Square drive supplied with spring plunger.



Cat. No.	EDP No.	Length (in)	Square Female (in)	Square Male (in)	Lbs.	Kgs.
4-102	56429	3-1/2	1/2	1/2	.20	.09
4-105A	53176	5	1/2	1/2	.30	.14
4-110A	53181	10	1/2	1/2	.41	.19

Impact Adapter

Fed. Spec.: GGG-W-660A; ANSI B107.2

- The 4-5A adapter is supplied with a spring plunger in the male drive.
- The 4-6 adapter has a thru pin hold which should be used with a retainer pin and O-ring or Williams RET RING®.

Cat. No.	EDP No.	Square Female (in)	Square Male (in)	Lgth. (in)	Lbs.	Kgs.
4-2A	52075	1/2	3/8	2-1/4	.15	.07
4-6	51085	1/2	3/4	1-1/4	.30	.14



Impact Universal Joint

Fed. Spec.: GGG-W-660A; ANSI B107.2

- Unique design supplied with a sleeve over the ball area to provide maximum safety.

Cat. No.	EDP No.	Square Female (in)	Square Male (in)	Lgth. (in)	Lbs.	Kgs.
4-140B	53509	1/2	1/2	2-1/4	.62	.30



Williams Tools

1/2" Drive Impact Sockets

Impact Sockets, Standard Length, 6 Point

Fed. Spec.: GGG-W-660A; ANSI B107.2

- Flank drive design provides for longer socket life by allowing the fastener to contact the flats rather than the corner of the socket.



Cat. No.	EDP No.	Size (in)	Type	A (in)	B (in)	C (in)	D (in)	E (in)	Bolt. Clear. Dia.	F (in)	Lbs.	Kgs.
4-612	53321	3/8	I	1-1/2	29/32	19/32	1/4	7/8	11/32	11/16	.13	.06
4-614	53298	7/16	I	1-1/2	29/32	23/32	5/16	7/8	13/32	11/16	.14	.06
4-616	53296	1/2	I	1-1/2	29/32	13/16	13/32	7/8	15/32	11/16	.14	.06
4-618	53295	9/16	II	1-1/2	29/32	7/8	13/32	7/8	15/32	11/16	.16	.07
4-620	53299	5/8	II	1-1/2	31/32	31/32	15/32	7/8	1/2	—	.21	.10
4-622	53300	11/16	II	1-1/2	1-1/16	1-1/16	13/16	27/32	5/8	—	.26	.12
4-624	53301	3/4	II	1-1/2	1-1/8	1-1/8	13/16	27/32	11/16	—	.27	.12
4-626	53338	13/16	II	1-1/2	1-5/16	1-1/4	13/16	13/16	25/32	—	.34	.15
4-628	53297	7/8	II	1-1/2	1-3/8	1-5/16	13/16	13/16	7/8	—	.34	.15
4-630	53302	15/16	II	1-1/2	1-7/16	1-3/8	1-1/8	1-1/16	15/16	—	.44	.20
4-632	53336	1	II	1-3/4	1-7/16	1-7/16	1-1/32	1-1/16	1	—	.48	.22
4-634	53339	1-1/16	II	2	1-9/16	1-9/16	1-1/4	1-9/32	1-1/32	—	.54	.25
4-636	53371	1-1/8	II	2	1-5/8	1-5/8	1-1/4	1-9/32	1-1/8	—	.66	.30
4-638	53372	1-3/16	II	2	1-11/16	1-11/16	1-1/4	1-9/32	1-5/32	—	.71	.32
4-640	52071	1-1/4	II	2	1-3/4	1-3/4	13/16	1-9/32	1-7/32	—	.80	.36

Impact Sockets, Deep Length, 6 Point

Fed. Spec.: GGG-W-660A; ANSI B107.2

- Flank drive design reduces the possibility of fastener rounding.
- Deep length sockets most commonly used to access recessed fasteners or used on nuts where bolts protrude.



Cat. No.	EDP No.	Size (in)	Type	A (in)	B (in)	C (in)	D (in)	E (in)	Bolt. Clear. Dia.	F (in)	Lbs.	Kgs.
14-612	53271	3/8	I	3-1/4	29/32	19/32	3/8	2-11/16	5/16	2-15/32	.28	.13
14-614	53200	7/16	I	3-1/4	29/32	23/32	15/32	2-11/16	11/32	2-15/32	.31	.14
14-616	53201	1/2	I	3-1/4	29/32	13/16	1/2	2-11/16	13/32	2-15/32	.32	.15
14-618	53202	9/16	II	3-1/4	29/32	7/8	9/16	2-11/16	1/2	2-15/32	.32	.15
14-620	53203	5/8	II	3-1/4	31/32	31/32	5/8	2-11/16	1/2	—	.46	.21
14-622	53204	11/16	II	3-1/4	1-1/16	1-1/16	11/16	2-11/16	9/16	—	.53	.24
14-624	53234	3/4	II	3-1/4	1-1/8	1-1/8	27/32	2-11/16	11/16	—	.63	.29
14-626	53272	13/16	II	3-1/4	1-1/4	1-1/4	29/32	2-11/16	3/4	—	.78	.35
14-628	53273	7/8	II	3-1/2	1-5/16	1-5/16	31/32	2-15/16	25/32	—	.79	.36
14-630	53204	15/16	II	3-1/2	1-3/8	1-3/8	31/32	2-15/16	27/32	—	.97	.44
14-632	53274	1	II	3-1/2	1-7/16	1-7/16	1-3/32	2-15/16	29/32	—	.97	.44
14-634	53196	1-1/16	II	3-1/2	1-9/16	1-9/16	1-3/32	2-15/16	31/32	—	1.08	.49
14-636	53197	1-1/8	II	3-1/2	1-5/8	1-5/8	1-3/32	2-15/16	1-1/16	—	1.16	.53
14-640	53198	1-1/4	II	3-1/2	1-11/16	1-3/4	1-3/32	2-15/16	1-1/16	—	1.44	.65
14-644	54200	1-3/8	II	3-1/2	1-1/2	2	29/32	2-7/8	1-1/16	—	1.88	.85

Set Catalog #WS-4-13TR, 13 Impact Sockets in TBT-26 Tray EDP #59753, 5.62 Lbs. - 2.55 Kgs.

Cat. No.	Description
4-614	Standard Length Socket, 6 Pt. 7/16"
4-616	Standard Length Socket, 6 Pt. 1/2"
4-618	Standard Length Socket, 6 Pt. 9/16"
4-620	Standard Length Socket, 6 Pt. 5/8"
4-622	Standard Length Socket, 6 Pt. 11/16"
4-624	Standard Length Socket, 6 Pt. 3/4"
4-626	Standard Length Socket, 6 Pt. 13/16"
4-628	Standard Length Socket, 6 Pt. 7/8"
4-630	Standard Length Socket, 6 Pt. 15/16"
4-632	Standard Length Socket, 6 Pt. 1"
4-634	Standard Length Socket, 6 Pt. 1-1/16"
4-636	Standard Length Socket, 6 Pt. 1-1/8"
4-640	Standard Length Socket, 6 Pt. 1-1/4"




Set Catalog # WS-4-13T, EDP #59754, 4.78 Lbs.-2.18 Kgs., Tools Only

1/2" Drive Metric Impact Sockets

Metric Impact Sockets, Standard Length, 6 Point

- Metric impact sockets are made from industrially tested alloy, forged and heat-treated to withstand the constant shock associated with electric and air powered drive tools.



Cat. No.	EDP No.	Size (mm)	Type	A (in)	B (in)	C (in)	D (in)	E (in)	Bolt. Clear. Dia.	F (in)	Lbs.	Kgs.
4M-610	54346	10	I	1-1/2	29/32	19/32	1/4	7/8	11/32	23/32	.14	.06
4M-611	54347	11	I	1-1/2	29/32	23/32	5/16	7/8	13/32	23/32	.14	.06
4M-612	54348	12	I	1-1/2	29/32	25/32	3/8	7/8	7/16	23/32	.14	.06
4M-613	54349	13	I	1-1/2	29/32	27/32	13/32	7/8	15/32	23/32	.16	.07
4M-614	54350	14	II	1-1/2	29/32	7/8	7/16	7/8	15/32	23/32	.16	.07
4M-615	54356	15	II	1-1/2	15/16	15/16	7/16	7/8	15/32	—	.22	.10
4M-616	54357	16	II	1-1/2	31/32	31/32	15/32	7/8	15/32	—	.24	.10
4M-617	54351	17	II	1-1/2	1	1/2	7/8	15/32	15/32	—	.22	.11
4M-618	54358	18	II	1-1/2	1-1/16	1-1/16	27/32	27/32	21/32	—	.28	.13
4M-619	54352	19	II	1-1/2	1-1/8	1-1/8	13/16	27/32	11/16	—	.28	.13
4M-620	54368	20	II	1-1/2	1-3/16	1-3/16	13/16	27/32	23/32	—	.28	.13
4M-621	54359	21	II	1-1/2	1-1/4	1-1/4	13/16	27/32	3/4	—	.32	.15
4M-622	54353	22	II	1-1/2	1-5/16	1-5/16	13/16	27/32	13/16	—	.36	.16
4M-623	54361	23	II	1-3/4	1-5/32	1-5/32	1-1/32	1-3/32	27/32	—	.40	.18
4M-624	54354	24	II	1-3/4	1-3/8	1-3/8	1-1/16	1-3/32	7/8	—	.42	.19
4M-627	54355	27	II	1-31/32	1-9/16	1-9/16	1-1/4	1-9/32	1	—	.60	.27
4M-630	54360	30	II	1-31/32	1-11/16	1-11/16	1-1/4	1-9/32	1-3/32	—	.60	.27

Metric Impact Sockets, Deep Length, 6 Point

- Williams has expanded their 1/2" drive metric impact socket line to accommodate the metric user.



Cat. No.	EDP No.	Size (mm)	Type	A (in)	B (in)	C (in)	D (in)	E (in)	Bolt. Clear. Dia.	F (in)	Lbs.	Kgs.
14M-610	56386	10	I	3-1/4	29/32	19/32	9/32	2-9/16	11/32	2-15/32	.30	.14
14M-611	56486	11	I	3-1/4	29/32	23/32	21/64	2-9/16	13/32	2-15/32	.32	.15
14M-612	56586	12	I	3-1/4	29/32	49/64	23/64	2-9/16	7/16	2-15/32	.34	.15
14M-613	56387	13	I	3-1/4	29/32	53/64	25/64	2-9/16	15/32	2-15/32	.34	.15
14M-614	56487	14	II	3-1/4	29/32	7/8	13/32	2-9/16	15/32	2-15/32	.34	.15
14M-615	56388	15	II	3-1/4	15/16	15/16	13/32	2-7/64	33/64	—	.48	.22
14M-616	56488	16	II	3-1/4	31/32	31/32	29/64	1-31/32	17/32	—	.48	.22
14M-617	56588	17	II	3-1/4	1	1	27/64	1-31/32	39/64	—	.54	.24
14M-618	56389	18	II	3-1/4	1-1/16	1-1/16	1/2	1-31/32	21/32	—	.54	.24
14M-619	56391	19	II	3-1/4	1-1/4	1-1/4	35/64	1-61/64	11/16	—	.64	.29
14M-620	56491	20	II	3-1/4	1-3/16	1-3/16	35/64	1-61/64	23/32	—	.64	.29
14M-621	56591	21	II	3-1/4	1-1/4	1-1/4	35/64	1-61/64	3/4	—	.80	.36
14M-622	56400	22	II	3-1/2	1-5/16	1-5/16	35/64	2-7/64	51/64	—	.80	.36
14M-623	56403	23	II	3-1/2	1-11/32	1-11/32	5/8	2-7/64	53/64	—	.80	.36
14M-624	56401	24	II	3-1/2	1-3/8	1-3/8	5/8	2-7/64	7/8	—	1.00	.45
14M-626	56402	26	II	3-1/2	1-1/2	1-1/2	1	2-7/64	15/16	—	1.14	.52
14M-627	56397	27	II	3-1/2	1-1/2	1-1/2	1	2-7/64	31/32	—	1.12	.51
14M-630	53020	30	II	3-1/2	1-11/22	1-11/22	1	2-7/8	1-1/8	—	1.34	.61
14M-632	53199	32	II	3-1/2	1-3/4	1-3/4	1	2-7/8	1-1/8	—	1.42	.64
14M-634	54209	34	II	3-1/2	2	2	1	2-7/8	1-1/4	—	1.98	.90
14M-635	54210	35	II	3-1/2	2	2	1-1/4	2-7/8	1-1/4	—	1.98	.90
14M-636	54152	36	II	3-1/2	2	2	1-3/16	2-31/32	1-1/2	—	1.95	.89

3/4" Drive Impact Drive Tools

Impact Extension

Fed. Spec.: GGG-W-660A; ANSI B107.2

- Supplied with a thru pin hole for use with retainer pin and O-ring or Williams RET RING®.



Cat. No.	EDP No.	Square Female (in)	Square Male (in)	Length (in)	Lbs.	Kgs.
6-107	53169	3/4	3/4	7	1.60	.72
6-110	53170	3/4	3/4	9-3/4	2.54	1.15
6-113	53171	3/4	3/4	12-3/4	2.23	1.01

Hand Tools

Williams Tools

Impact Adapter

Fed. Spec.: GGG-W-660A; ANSI B107.2

- The 6-4A impact adapter is supplied with a spring plunger in the male drive.
- The 6-7 impact adapter is supplied with a thru hole for use with retainer pin and O-ring or a Williams RET RING®.



Cat. No.	EDP No.	Square Female (in)	Square Male (in)	Length (in)	Lbs.	Kgs.
6-4A	51093	3/4	1/2	2-1/2	.56	.25
6-7	53190	3/4	1	2-3/4	.95	.43

Impact Universal Joint

Fed. Spec.: GGG-W-660A; ANSI B107.2

- Williams 3/4" drive impact universal joint has a 55° range.



Cat. No.	EDP No.	Square Female (in)	Square Male (in)	Length (in)	Lbs.	Kgs.
6-140B	52191	3/4	3/4	3-1/2	1.24	.56

RET RING® One-Piece Impact Socket Retainer

- Designed for quick application and positive retention of impact sockets to square or spline drives. Made from oil resistant material.



Cat. No.	EDP No.	Dia. (in)	Lbs.	Kgs.
6-1X	55342	1-7/16	.012	.005
6-2X	55329	1-5/8	.012	.005

RET RING® is a trademark of Continental Air Tool.

Impact Retainer Pins

- Should be used with all 3/4" drive impact sockets and drive tools.



Cat. No.	EDP No.	Dia. (in)	Length (in)	Lbs.	Kgs.	For Use On
6-2B	53144	3/16	1-1/4	.24	.11	3/4": 6-620 thru 6-640, 16-624 thru 16-640
6-2C	53145	3/16	1-1/2	.26	.12	3/4": 6-642 thru 6-654, 16-642 thru 16-652, Universal Joint, Adapters

Impact O-Ring

- Must be used with all 3/4" drive impact sockets and drive tools.
- Made of material compounded for resistance to oils.

Cat. No.	EDP No.	Dia. (in)	Lbs.	Kgs.	For Use On
6-1A	55344	1-1/4	.08	.04	All 3/4" Impact Sockets, Universal Joint, Adapters And Extensions



3/4" Drive Impact Sockets

Impact Sockets, Standard Length, 6 Point

Fed. Spec.: GGG-W-660A; ANSI B-107.2

- Flank drive design provides for longer socket life by allowing the fastener to contact the flats rather than the corner of the socket.



- Must be used with a retainer pin and O-ring or a Williams RET RING®.



Cat. No.	EDP No.	Size (in)	Type	A (in)	B (in)	C (in)	D (in)	E (in)	Bolt Clear. Dia. (in)	F (in)	Lbs.	Kgs.
6-618A	53608	9/16	I	2	1-5/8	1	17/32	1-1/32	1/2	1	.54	.24
6-620A	53207	5/8	I	2	1-5/8	1-3/32	17/32	1-1/32	1/2	1	.54	.24
6-622A	53069	11/16	I	2	1-5/8	1-5/32	17/32	1-1/32	1/2	1	.54	.24
6-624A	53070	3/4	I	2	1-5/8	1-1/4	17/32	1-1/32	11/16	1	.54	.24
6-626A	53072	13/16	I	2	1-5/8	1-3/8	17/32	1-1/32	11/16	1	.58	.26
6-628A	53073	7/8	II	2	1-5/8	1-1/2	19/32	1-1/32	11/16	1	.74	.34
6-630A	53074	15/16	II	2	1-5/8	1-9/16	21/32	1-1/32	11/16	1	.72	.33
6-632A	53075	1	II	2	1-5/8	1-5/8	11/16	1-1/32	11/16	—	.75	.34
6-634A	53076	1-1/16	II	2	1-5/8	1-11/16	3/4	1-1/32	1-1/16	1-5/16	.80	.36
6-636	53077	1-1/8	II	2-1/8	1-5/8	1-3/4	3/4	1-5/32	1-1/8	1-7/16	.96	.44
6-638	53104	1-3/16	III	2-1/8	1-5/8	1-7/8	3/4	1-5/32	1-3/16	1-7/16	1.02	.46
6-640	53078	1-1/4	III	2-1/8	1-3/4	2	13/16	1-5/32	1-1/4	1-7/16	1.04	.47
6-642	53079	1-5/16	III	2-1/8	1-3/4	2-1/32	7/8	1-5/32	1-5/16	1-7/16	1.20	.54
6-644	53080	1-3/8	III	2-1/4	1-3/4	2-1/8	7/8	1-9/32	1-3/8	1-9/16	1.26	.57
6-646	53081	1-7/16	III	2-1/4	1-3/4	2-3/16	7/8	1-9/32	1-7/16	1-9/16	1.36	.62
6-648	53082	1-1/2	III	2-1/4	1-3/4	2-1/4	15/16	1-9/32	1-1/2	1-9/16	1.42	.64
6-650	53609	1-9/16	III	2-3/8	1-3/4	2-11/32	15/16	1-13/32	1-9/16	1-11/16	1.46	.66
6-652	53083	1-5/8	III	2-3/8	1-3/4	2-13/32	1	1-13/32	1-5/8	1-11/16	1.60	.73
6-654	53084	1-11/16	III	2-9/16	1-3/4	2-15/32	1-1/32	1-19/32	1-7/16	1-7/8	1.70	.77
6-656	53610	1-3/4	III	2-9/16	1-3/4	2-17/32	1-1/32	1-19/32	1-3/4	1-7/8	1.72	.78
6-658	53627	1-13/16	III	2-5/8	1-3/4	2-19/32	1-1/8	1-21/32	1-13/16	1-15/16	1.78	.82
6-660	53628	1-7/8	III	2-3/4	1-3/4	2-5/8	1-1/8	1-13/16	1-7/16	2-1/16	1.98	.90
6-662	53630	1-15/16	III	2-3/4	1-3/4	2-3/4	1-1/8	1-3/4	1-7/16	2-1/16	2.06	.93
6-664	53631	2	III	1-3/4	1-3/4	2-13/16	1-1/8	1-13/16	1-7/16	2-3/16	2.22	1.00

Impact Sockets, Deep Length, 6 Point

Fed. Spec.: GGG-W-660A; ANSI B-107.2




Cat. No.	EDP No.	Size (in)	Type	A (in)	B (in)	C (in)	D (in)	E (in)	Bolt Clear. Dia. (in)	F (in)	Lbs.	Kgs.
16-624	53287	3/4	I	3	1-5/8	1-1/4	9/16	2-1/32	9/16	3/4	1.08	.49
16-626	53288	13/16	I	3	1-5/8	1-7/16	5/8	2-1/32	9/16	3/4	1.10	.50
16-628	53289	7/8	II	3	1-5/8	1-7/16	5/8	2-1/32	5/8	3/4	1.04	.47
16-630	53290	15/16	II	3	1-5/8	1-5/8	5/8	2-1/32	5/8	—	1.20	.54
16-632	53260	1	II	3	1-5/8	1-5/8	11/16	2-1/32	21/32	—	1.10	.50
16-634	53291	1-1/16	II	3	1-5/8	1-11/16	11/16	2-1/32	3/4	2-5/16	1.38	.63
16-636	53292	1-1/8	II	3	1-5/8	1-3/4	3/4	2-1/32	13/16	2-5/16	1.44	.65
16-638	53049	1-3/16	III	3-3/16	1-3/4	1-15/16	3/4	2-7/32	1-3/16	2-1/2	1.64	.74
16-640	53293	1-1/4	III	3-1/4	1-3/4	1-15/16	7/8	2-9/32	1-1/4	2-9/16	1.78	.81
16-642	53178	1-5/16	III	3-1/4	1-3/4	2	7/8	2-9/32	1-9/32	2-9/16	1.96	.88
16-644	52112	1-3/8	III	3-1/4	1-3/4	2-1/8	7/8	2-9/32	1-3/8	2-9/16	2.06	.93
16-646	53180	1-7/16	III	3-1/2	1-3/4	2-1/8	7/8	2-17/32	1-13/32	2-13/16	1.96	.72
16-648	53179	1-1/2	III	3-1/2	1-3/4	2-1/4	15/16	2-17/32	1-1/2	2-13/16	1.88	.85
16-650	53636	1-9/16	III	3-1/2	1-3/4	2-5/16	15/16	2-17/32	1-9/16	2-13/16	2.00	.91
16-652	53177	1-5/8	III	3-1/2	1-3/4	2-7/16	15/16	2-17/32	1-5/8	2-13/16	2.24	2.24
16-654	53638	1-11/16	III	3-1/2	1-3/4	2-1/2	1	2-17/32	1-11/16	2-13/16	2.50	1.22
16-656	53639	1-3/4	III	3-1/2	1-3/4	2-1/2	1	2-17/32	1-3/4	2-13/16	2.36	1.07
16-658	53640	1-13/16	III	3-3/4	1-3/4	2-5/8	1-1/16	2-3/4	1-13/16	2-25/32	2.80	1.27
16-660	53597	1-7/8	III	3-3/4	1-3/4	2-11/16	1-1/8	2-3/4	1-7/8	2-25/32	2.88	1.31
16-664	53598	2	III	3-3/4	1-3/4	2-3/16	1-1/8	2-3/4	2	2-25/32	3.42	1.55

Williams Tools

3/4" Drive Metric Impact Sockets

Metric Impact Sockets, Standard Length, 6 Point

- Williams has retooled their 3/4" drive metric impact socket line to give the user a true metric socket for their needs.



Cat. No.	EDP No.	Size (mm)	Type	A (in)	B (in)	C (in)	D (in)	E (in)	Bolt Clear. Dia. (in)	F (in)	Lbs.	Kgs.
6M-617A	53629	17	I	2	1-5/8	1-5/32	17/32	1-1/32	1/2	1	.54	.24
6M-619A	55176	19	I	2	1-5/8	1-1/4	17/32	1-1/32	11/16	1	.54	.24
6M-622A	55177	22	II	2	1-5/8	1-1/2	19/32	1-1/32	11/16	1	.74	.34
6M-624A	55178	24	II	2	1-5/8	1-35/64	11/32	1-1/32	11/16	1	.74	.34
6M-627A	55179	27	II	2	1-5/8	1-11/16	3/4	1-1/32	1-1/16	1-5/16	.82	.37
6M-630	55180	30	III	2-3/32	1-5/8	1-27/32	47/64	1-1/8	47/64	1-13/32	1.00	.45
6M-632	53085	32	III	2-1/8	1-3/4	2	13/16	1-3/16	1-1/4	1-7/16	1.02	.46
6M-635	55182	35	III	2-1/4	1-3/4	2-1/8	7/8	1-5/16	1-3/8	1-9/16	1.20	.54
6M-636	53637	36	III	2-1/4	1-3/4	2-1/8	7/8	1-5/16	1-13/32	1-9/16	1.44	.65
6M-638	55183	38	III	2-1/4	1-3/4	2-1/4	15/16	1-5/16	1-1/2	1-13/16	1.52	.69
6M-641	53103	41	III	2-5/8	1-3/4	2-19/32	1-1/8	1-21/32	1-13/16	1-15/16	1.52	.69

1" Drive Impact Drive Tools

Impact Extension

Fed. Spec.: GGG-W-660A; ANSI B107.2

- Supplied with a thru hole on the drive end.
- Must be used with a retainer pin and O-ring or a Williams RET RING®.



Cat. No.	EDP No.	Square Female (in)	Square Male (in)	Length (in)	Lbs.	Kgs.
7-107	53186	1	1	7-1/4	3.32	1.51

Impact Adapter

Fed. Spec.: GGG-W-660A; ANSI B107.2

- Williams 1" drive adapters are supplied with a thru hole for use with a retainer pin and O-ring or a Williams RET RING®.



Cat. No.	EDP No.	Square Female (in)	Square Male (in)	Length (in)	Lbs.	Kgs.
7-6	53191	1	3/4	3	1.40	.63
7-8	53192	1	1-1/2	3-3/8	2.10	.95

RET RING® One-Piece Impact Socket Retainer

- Designed for quick application and positive retention of impact sockets to square or spline drives.
- Made from oil resistant material.



Cat. No.	EDP No.	Dia. (in)	Lbs.	Kgs.
7-1X	55343	1-3/4	.018	.008
7-2X	55330	1-15/16	.018	.008
7-3X	55331	2-1/8	.020	.009
7-4X	55332	2-1/2	.022	.010
7-5X	55333	2-5/8	.024	.010

RET RING® is a trademark of Continental Air Tool.

Impact Retainer Pins

- Should be used with 1" drive impact sockets and drive tools.



Cat. No.	EDP No.	Dia. (in)	Length (in)	Lbs.	Kgs.	For Use On
7-2D	53146	3/16	1-3/4	.32	.16	1": 7-624 thru 7-6116, 17-634 thru 17-676, 1" Universal Joint, 1" Adapter, 1" Extension
7-2F	55358	3/16	2-7/8	.54	.24	1": 7-6118 thru 7-6184, 17-678 thru 17-6184

Impact O-Ring

- Should be used with 1" drive impact sockets and drive tools.
- Made of material compounded for resistance to oils.


Cat. No.	EDP No.	Dia. (in)	Lbs.	Kgs.	For Use On
7-1B	55345	2	.22	.10	1": 7-624 thru 7-6116, 17-634 thru 17-676, 1" Universal Joint, 1" Adapter, 1" Extension
7-1C	55268	3-1/4	.36	.16	1": 7-6118 thru 7-6184, 17-678 thru 17-6184



1" Drive Impact Sockets

Impact Sockets, Standard Length, 6 Point

Fed. Spec.: GGG-W-660A; ANSI B107.2



Cat. No.	EDP No.	Size (in)	Type	A (in)	B (in)	C (in)	D (in)	E (in)	Bolt Clear. Dia. (in)	F (in)	Lbs.	Kgs.
7-624	53208	3/4	I	2-1/8	2-1/8	1-7/16	11/16	15/16	3/4	7/8	1.13	.51
7-626	53209	13/16	I	2-1/8	2-1/8	1-7/16	11/16	15/16	3/4	7/8	1.13	.51
7-628	53210	7/8	I	2-1/8	2-1/8	1-1/2	11/16	15/16	3/4	7/8	1.13	.51
7-630	53211	15/16	I	2-1/8	2-1/8	1-19/32	5/8	15/16	3/4	7/8	1.14	.52
7-632	53087	1	I	2-1/4	2-1/8	1-11/16	11/16	1-1/16	3/4	7/8	1.15	.52
7-634	53088	1-1/16	I	2-1/4	2-1/8	1-3/4	11/16	1-1/16	3/4	7/8	1.16	.53
7-636	53089	1-1/8	I	2-1/4	2-1/8	1-7/8	11/16	1-1/16	13/16	7/8	1.20	.54
7-638	55064	1-3/16	II	2-1/4	2-1/8	1-7/8	11/16	1-1/16	13/16	7/8	1.40	.64
7-640	53090	1-1/4	II	2-3/8	2-1/8	2	3/4	1-3/16	15/16	7/8	1.60	.73
7-642	53091	1-5/16	II	2-1/2	2-1/8	2-1/8	7/8	1-5/16	1	1	1.56	.71
7-644	53092	1-3/8	II	2-1/2	2-1/8	2-1/8	7/8	1-5/16	1-3/8	—	1.77	.80
7-646	53093	1-7/16	II	2-1/2	2-1/4	2-1/4	29/32	1-5/16	1-7/16	—	1.84	.83
7-648	53094	1-1/2	II	2-5/8	2-1/4	2-11/32	15/16	1-15/32	1-1/2	1-5/8	1.92	.87
7-650	55065	1-9/16	II	2-5/8	2-1/4	2-3/8	15/16	1-7/16	1-9/16	1-5/8	2.05	.93
7-652	53095	1-5/8	III	2-3/4	2-1/4	2-3/8	1-1/16	1-5/8	1-19/32	1-3/4	2.03	.92
7-654	53096	1-11/16	III	2-3/4	2-3/8	2-19/32	1-1/16	1-5/8	1-7/32	1-3/4	2.08	.94
7-656	55076	1-3/4	III	2-7/8	2-3/8	2-5/8	1-5/32	1-23/32	1-7/16	1-7/8	2.22	1.01
7-658	53097	1-13/16	III	2-15/16	2-3/8	2-3/4	1-3/16	1-23/32	1-13/16	1-15/16	2.14	.97
7-660	53098	1-7/8	III	2-15/16	2-3/8	2-3/4	1-3/16	1-23/32	1-7/16	1-15/16	2.16	.98
7-662	55231	1-15/16	III	2-15/16	2-3/8	2-3/4	1-3/16	1-23/32	1-3/8	1-15/16	2.36	1.07
7-664	53099	2	III	3-1/8	2-3/8	3	1-9/32	1-31/32	1-13/32	2-1/8	2.28	1.03
7-666	53100	2-1/16	III	3-1/8	2-3/8	3	1-9/32	1-31/32	1-1/2	2-1/8	2.74	1.24
7-668	55303	2-1/8	III	3-1/4	2-3/8	3-1/8	1-9/32	1-31/32	1-5/8	2-1/4	3.00	1.36
7-670	53101	2-3/16	III	3-5/16	2-3/8	3-1/4	1-7/16	2-5/32	1-5/8	2-5/16	3.12	1.42
7-672	53102	2-1/4	III	3-5/16	2-3/8	3-1/4	1-7/16	2-5/32	1-5/8	2-5/16	2.98	1.35
7-674	55304	2-5/16	III	3-1/2	2-3/8	3-3/8	1-1/2	2-5/32	1-3/4	2-1/2	3.38	1.53
7-676	55066	2-3/8	III	3-1/2	2-3/8	3-1/2	1-1/2	2-11/32	1-3/4	2-1/2	3.46	1.57
7-678	55305	2-7/16	III	3-1/2	2-3/8	3-1/2	1-1/2	2-11/32	1-3/4	2-1/2	4.00	1.81
7-680	55232	2-1/2	III	3-5/8	2-3/8	3-1/2	1-5/8	2-15/32	2-1/2	2-5/8	3.86	1.75
7-682	55228	2-9/16	III	3-5/8	2-3/8	3-5/8	1-5/8	2-15/32	2-9/16	2-5/8	3.70	1.68
7-684	55233	2-5/8	III	3-5/8	2-3/8	3-3/4	1-5/8	2-5/16	1-7/8	2-5/8	3.80	1.72
7-686	55306	2-11/16	III	3-7/8	2-3/8	3-3/4	1-13/16	2-15/32	2	2-7/8	5.94	2.69
7-688	55225	2-3/4	III	3-7/8	2-3/8	3-3/4	1-13/16	2-21/32	2-3/4	2-7/8	4.90	2.22
7-690	55307	2-13/16	III	4	2-3/8	4	1-13/16	2-11/16	2	3	6.40	2.90
7-692	55308	2-7/8	III	4	2-3/8	4	1-13/16	2-11/16	2	3	6.18	2.80
7-694	55309	2-15/16	III	4-3/16	2-3/8	4-1/8	2-1/32	2-11/16	2-15/16	3-1/8	5.96	2.70
7-696	55310	3	III	4-3/8	2-3/8	4-1/4	2-1/16	3-5/16	2-3/8	3-3/8	7.06	3.20
7-6100	55311	3-1/8	III	4-3/8	2-3/8	4-1/4	2-1/16	3-5/16	2-3/8	3-3/8	6.46	2.93
7-6104	55312	3-1/4	III	4-3/8	2-3/8	4-1/2	2-1/16	3-1/32	2-3/8	3-3/8	7.12	3.23
7-6108	55313	3-3/8	III	4-23/32	2-3/8	4-5/8	2-1/4	3-5/16	2-1/2	2-39/64	7.94	3.60
7-6112	55314	3-1/2	III	4-3/4	2-3/8	4-3/4	2-1/4	3-11/32	2-1/2	2-5/8	9.06	4.11
7-6116	55315	3-5/8	III	4-3/4	2-3/8	5	2-5/16	3-11/32	2-5/8	2-19/32	10.50	4.76
7-6118	54276	3-11/16	III	4-3/4	2-3/8	5-5/16	2-7/16	3-13/32	2-3/4	2-15/16	13.30	6.03
7-6120	55090	3-3/4	III	5-1/16	2-3/8	5-1/8	2-3/8	3-21/64	2-5/8	3-5/32	11.22	5.09
7-6122	55137	3-13/16	III	5-3/16	2-3/8	5-3/8	2-17/32	3-9/16	2-5/8	3-23/64	11.16	5.06
7-6124	55100	3-7/8	III	5-1/4	2-3/8	5-1/4	2-9/16	3-25/32	2-3/4	3-1/8	11.24	5.10
7-6126	55125	3-15/16	III	5-5/16	2-3/8	5-11/32	2-9/16	3-25/32	3	3-3/16	10.76	4.88
7-6128	55124	4	III	5-3/8	2-3/8	5-1/2	2-9/16	3-25/32	2-7/8	3-15/64	15.66	7.10
7-6130	54248	4-1/16	III	5-3/8	2-3/8	5-1/2	2-15/32	2-19/32	3	3-33/64	15.30	6.94
7-6132	54252	4-1/8	III	5-3/8	2-3/8	5-9/16	2-9/16	3-25/32	2-7/8	3-7/32	16.96	7.69
7-6134	54277	4-3/16	III	5-1/2	2-3/8	6	2-33/64	3-55/64	3	3-41/64	17.76	8.

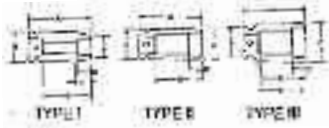
Hand Tools

Williams Tools

Impact Sockets, Deep Length, 6 Point

Fed. Spec.: GGG-W-660A; ANSI B107.2

- One of the most complete offerings of 1" drive deep length impact sockets provides versatility for long stem bolts.



Cat. No.	EDP No.	Size (in)	Type	A (in)	B (in)	C (in)	D (in)	E (in)	Bolt. Clear. Dia. (in)	F (in)	Lbs.	Kgs.
17-634	55167	1-1/16	I	3	2-1/8	1-3/4	3/4	1-13/16	3/4	7/8	2.68	1.22
17-636	55229	1-1/8	I	3	2-1/8	1-13/16	3/4	1-13/16	13/16	7/8	2.68	1.22
17-640	55269	1-1/4	II	3-1/4	2-1/8	2-1/16	7/8	2-1/16	1-7/32	1	2.56	1.16
17-642	55230	1-5/16	II	3-1/4	2-1/8	2-1/16	7/8	2-1/16	1-1/8	1	2.46	1.12
17-644	55270	1-3/8	II	3-1/4	2-1/8	2-1/16	7/8	2-1/16	1-3/8	1	2.34	1.06
17-646	55271	1-7/16	II	3-1/4	2-1/8	2-1/4	29/32	2-3/32	1-13/32	2-1/4	2.22	1.01
17-648	55227	1-1/2	III	3-1/2	2-1/4	2-3/8	1	2-11/32	1-15/32	2-1/2	2.82	1.28
17-652	55077	1-5/8	III	3-5/8	2-1/4	2-3/8	1	2-1/2	1-19/32	2-5/8	2.96	1.34
17-654	55273	1-11/16	III	3-5/8	2-3/8	2-1/2	1-1/8	2-7/16	1-21/32	2-5/8	3.24	1.47
17-656	55274	1-3/4	III	3-7/8	2-3/8	2-3/4	1-1/8	2-11/16	1-7/16	2-7/8	3.76	1.71
17-658	55275	1-13/16	III	3-7/8	2-3/8	2-3/4	1-3/16	2-11/16	1-7/16	2-7/8	3.28	1.49
17-660	55276	1-7/8	III	3-7/8	2-3/8	2-3/4	1-3/16	2-11/16	1-7/16	2-7/8	3.48	1.58
17-662	55277	1-15/16	III	4-1/8	2-3/8	3	1-1/4	2-15/16	1-7/16	3-1/8	3.74	1.70
17-664	55278	2	III	4-1/8	2-3/8	3	1-5/16	2-15/16	1-7/16	3-1/8	3.74	1.70
17-666	55279	2-1/16	III	3-7/8	2-3/8	3	1-5/16	2-15/16	1-1/2	3-1/8	4.18	1.90
17-668	55280	2-1/8	III	4-3/8	2-3/8	3-1/4	1-5/16	3-3/16	1-5/8	3-3/8	4.86	2.20
17-670	55281	2-3/16	III	4-3/8	2-3/8	3-1/4	1-1/2	3-3/16	1-5/8	3-3/8	4.64	2.10
17-672	55282	2-1/4	III	4-3/8	2-3/8	3-1/4	1-1/2	3-3/16	1-5/8	3-3/8	4.58	2.08
17-674	55283	2-5/16	III	4-1/2	2-3/8	3-1/2	1-1/2	3-5/16	1-7/16	3-1/2	5.48	2.49
17-676	55078	2-3/8	III	4-1/2	2-3/8	3-1/2	1-1/2	3-5/16	2	3-1/2	5.60	2.54
17-678	55088	2-7/16	III	4-1/2	2-3/8	3-1/2	1-1/2	3-7/32	1-1/2	3-1/2	6.78	3.08
17-680	55099	2-1/2	III	4-1/2	2-3/8	3-1/2	1-5/8	3	2-1/2	3-1/2	6.60	2.99
17-682	55133	2-9/16	III	4-7/8	2-3/8	3-5/8	1-5/8	3-1/2	2	3-7/8	5.86	2.66
17-684	55106	2-5/8	III	4-11/16	2-3/8	3-3/4	1-5/8	3-11/32	2	3-11/16	5.98	2.71
17-686	54297	2-11/16	III	4-11/16	2-3/8	3-3/4	1-13/16	2-1/2	2	3-11/16	7.14	3.24
17-688	55108	2-3/4	III	5-1/8	2-3/8	3-3/4	1-3/4	3-5/8	2	4-1/8	7.18	3.26
17-690	54298	1-23/16	III	5-1/8	2-3/8	4	1-13/16	2-27/32	2	4-1/8	9.48	4.30
17-692	55136	2-7/8	III	4-7/8	2-3/8	4	1-13/16	3-9/16	2	3-7/8	9.40	4.26
17-694	55097	2-15/16	III	4-7/8	2-3/8	4-1/8	2-1/32	2-11/16	2	3-7/8	9.18	4.16
17-696	55098	3	III	5-1/8	2-3/8	4-1/4	2-1/32	3-7/8	2-3/8	4-1/8	10.60	4.81
17-6100	55096	3-1/8	III	5-1/8	2-3/8	4-3/8	2-1/32	3-1/32	2-3/8	4-1/8	10.28	4.66
17-6104	55135	3-1/4	III	5-3/8	2-3/8	4-1/2	2-1/32	3-1/32	2-3/8	4-3/8	10.84	4.92
17-6108	54255	3-3/8	III	5-1/2	2-3/8	4-5/8	2-1/4	3-5/16	2-1/2	4-1/2	12.52	5.68
17-6112	55104	3-1/2	III	5-1/2	2-3/8	4-3/4	2-1/4	4-3/32	2-1/2	4-1/2	14.00	6.35
17-6116	55105	3-5/8	III	5-1/2	2-3/8	5	2-5/16	4-3/32	2-5/8	4-1/2	16.06	7.28
17-6118	54332	3-11/16	III	5-17/32	2-3/8	5-5/16	2-7/16	3-7/8	2-3/4	4-17/32	16.88	7.66
17-6120	54253	3-3/4	III	5-9/16	2-3/8	5-1/4	2-1/4	3-19/32	2-13/16	4-9/16	17.46	7.92
17-6122	54299	3-13/16	III	5-31/32	2-3/8	5-3/8	2-17/32	4-11/32	2-5/8	4-31/32	17.98	8.16
17-6124	54263	3-7/8	III	5-9/16	2-3/8	5-1/4	2-9/16	3-5/8	3	4-9/16	16.62	7.54
17-6126	54265	3-15/16	III	6-1/16	2-3/8	5-1/2	2-13/32	4-13/32	3	5-1/16	15.74	7.14
17-6128	54268	4	III	6-1/8	2-3/8	5-1/2	2-17/32	4-3/32	2-7/8	5-1/8	22.12	10.03
17-6130	54300	4-1/16	III	6-1/8	2-3/8	5-1/2	2-15/32	4-1/2	3	5-5/32	21.24	9.63
17-6132	54301	4-1/8	III	6-1/8	2-3/8	5-17/32	2-17/32	4-3/32	2-7/8	5-1/8	23.52	10.67
17-6134	54333	4-3/16	III	6-7/32	2-3/8	6	2-1/2	4-9/16	3	5-7/32	25.30	11.48
17-6136	54270	4-1/4	III	6-9/32	2-3/8	5-3/4	2-5/8	4-9/16	3-1/8	5-9/32	25.86	11.73
17-6138	54302	4-5/16	III	6-11/32	2-3/8	5-13/16	2-21/32	4-5/8	3-3/8	5-11/32	25.64	11.63
17-6140	54303	4-3/8	III	6-13/32	2-3/8	5-27/32	2-5/8	4-9/16	3-1/8	5-13/32	25.26	11.46
17-6142	54304	4-7/16	III	6-13/32	2-3/8	6	2-21/32	4-9/16	2-5/8	5-13/32	26.76	12.14
17-6144	54305	4-1/2	III	7	2-3/8	6	2-3/4	5	3-1/8	6	26.86	12.18
17-6146	54306	4-9/16	III	7-1/8	3-1/4	6-1/2	2-3/4	4-19/32	3-3/8	6-1/8	26.26	11.91
17-6148	54264	4-5/8	III	7-1/8	3-1/4	6-13/16	2-13/16	4-3/32	3-1/2	6-1/8	29.36	13.32
17-6152	54307	4-3/4	III	6-3/4	3-1/4	6-5/8	2-29/32	4-29/32	3-1/2	5-3/4	33.36	15.13
17-6156	54308	4-7/8	III	7-1/4	3-1/4	7	3	5-5/32	3-1/2	6-1/4	30.50	13.83
17-6160	54309	5	III	7-3/4	3-1/4	7	3	5-21/32	3-1/2	6-3/4	32.84	14.90
17-6172	54310	5-3/8	III	8	3-1/4	7-1/2	3-9/16	5-25/32	3-21/32	7	37.58	17.05
17-6184	54311	5-3/4	III	8	3-1/4	8-1/4	3-9/16	6-1/32	4	7	45.80	20.77

RET RING® One-Piece Impact Socket Retainer

- Designed for quick application and positive retention of impact sockets to square or spline drives.
- Made from oil resistant material.

Cat. No.	EDP No.	Dia. (in)	Lbs.	Kgs.
8-1X	55334	2-7/8	.038	.017
8-2X	55335	3-3/8	.044	.020
8-3X	55336	3-7/8		
8-4X	55337	4-3/8	.048	.022

RET RING® is a trademark of Continental Air Tool.



Impact Retainer Pins

- Should be used with 1-1/2" drive impact sockets and drive tools.

Cat. No.	EDP No.	Dia. (in)	Length (in)	Lbs.	Kgs.	For Use On
8-2E	53147	1/4	2-7/8	.94	.43	1-1/2": Fits all sizes

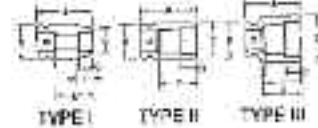


1-1/2" Drive Impact Sockets

Impact Sockets, Standard Length, 6 Point

Fed. Spec.: GGG-W-660A; ANSI B107.2

- Industrially tested alloy, forged and heat-treated to withstand the constant shock associated with electric and air powered drive tools provides a complete line of 1-1/2" drive impact sockets.



Cat. No.	EDP No.	Size (in)	Type	A (in)	B (in)	C (in)	D (in)	E (in)	Bolt. Clear. Dia. (in)	F (in)	Lbs.
8-646	53212	1-7/16	I	3-1/31	3-1/4	2-7/8	57/64	1-25/64	1-7/16	1-7/32	4.86
8-648	53107	1-1/2	I	3-3/32	3-1/4	2-7/8	29/32	1-7/16	1-31/64	1-17/64	4.92
8-652	53108	1-5/8	I	3-3/16	3-1/4	2-29/32	1-1/32	1-9/16	1-5/8	1-21/64	5.04
8-654	53109	1-11/16	I	3-1/4	3-1/4	2-31/32	1-1/16	1-9/16	1-11/16	1-39/64	5.18
8-658	53110	1-13/16	I	3-21/64	3-1/4	3-3/32	1-5/32	1-11/64	1-13/16	1-5/8	4.92
8-660	53111	1-7/8	I	3-3/8	3-1/4	3-5/32	1-7/32	1-3/4	1-7/8	1-23/32	5.22
8-664	53112	2	I	3-7/16	3-1/4	3-1/2	1-9/32	1-13/16	2	1-51/64	5.02
8-666	53213	2-1/16	II	3-1/2	3-1/4	3-1/2	1-13/32	1-55/64	2-1/16	1-55/64	5.62
8-668	53126	2-1/8	II	3-9/16	3-1/4	3-1/2	1-27/64	1-59/64	2-1/8	1-59/64	5.74
8-670	53113	2-1/4	II	3-21/32	3-1/4	3-1/2	1-7/16	2	2-1/4	2-1/4	5.56
8-672	53114	2-1/4	II	3-3/4	3-1/4	3-9/16	1-17/32	2-1/8	2-1/2	2-1/8	5.44
8-676	53115	2-3/8	III	3-7/8	3-1/4	3-25/32	1-9/16	2-1/4	2-3/8	2-17/64	6.38
8-678	53214	2-7/16	III	3-15/16	3-1/4	3-25/32	1-9/16	2-19/64	2-7/16	2-5/16	6.72
8-682	53116	2-9/16	III	4-1/32	3-1/4	3-29/32	1-5/8	2-13/32	2-9/16	2-3/64	7.10
8-684	53117	2-5/8	III	4-3/32	3-1/4	4	1-11/16	2-15/32	2-5/8	2-7/64	7.40
8-688	53118	2-3/4	III	4-7/32	3-1/4	4-5/32	1-13/16	2-7/16	2-3/4	2-15/64	7.86
8-694	53119	2-15/16	III	4-3/8	3-1/4	4-3/8	1-29/32	2-1/4	2-5/8	2-23/64	8.56
8-696	53120	3	III	4-7/16	3-1/4	4-7/16	1-5/16	2-27/32	2-5/8	2-13/32	9.98
8-6100	53121	3-1/8	III	4-9/16	3-1/4	4-5/8	2	3	2-5/8	2-1/2	9.56
8-6108	53122	3-3/8	III	4-3/4	3-1/4	4-15/16	2-7/32	3	2-5/8	2-43/64	12.22
8-6112	53123	3-1/2	III	4-29/32	3-1/4	5-1/16	2-5/16	3-1/4	2-5/8	2-13/16	12.50
8-6116	55079	3-5/8	III	5-1/8	3-1/4	5-1/4	2-13/32	3-7/16	2-5/8	3	17.80
8-6120	55080	3-3/4	III	5-1/8	3-1/4	5-3/8	2-15/32	3-1/2	2-5/8	3-1/32	17.30
8-6124	55081	3-7/8	III	5-1/4	3-1/4	5-17/32	2-9/16	3-5/8	2-5/8	3-5/32	18.94

Williams Tools

2-1/2" Drive Impact Drive Tools

Impact Retainer Pins

- Should be used with 2-1/2" drive impact sockets and drive tools.



Cat. No.	EDP No.	Dia. (in)	Length (in)	Lbs.	Kgs.	For Use On
9-2G	55359	5/16	2-7/8	2.22	1.00	2-1/2": Fits all sizes

Impact O-Rings

- Must be used with 2-1/2" drive impact sockets and drive tools.
- Made of material compounded for resistance to oils.



Cat. No.	EDP No.	Dia. (in)	Lbs.	Kgs.	For Use On
9-1D	55630	4-1/8	.50	.23	2-1/2": Fits all sizes

C-Clamps

Heavy Service C-Clamps

Fed. Spec.: GGG-C-406D

Especially designed for heavy duty service, frames are drop-forged and heat-treated for maximum strength and reduced "springing". Screws are made of special grade steel and are heat-treated for added strength not found in case hardened screws. To tighten, the square headed screw must be turned with a wrench. Where zero capacity is desired, clamps should be ordered with long screws.



- Ideal for the most demanding applications such as construction and heavy industry.
- Square head screw allows tightening with wrench for extra heavy duty clamping requirements.
- Greater anvil surface for gripping larger work pieces and for greater stability.

Cat. No.	EDP No.	Cap. (Max)	Cap. (Min)	Depth of Throat From Ctr. (in)	Extreme Body Dim. Width (in)	Screw Dia. (in)	Screw Lgth. Und. Hd. (in)	Wt. (lbs)
CC-1AAW	84146	1-3/8	0	1-1/8	2-23/32	13/32	2-7/16	.80
CC-1-1/2AAW	84147	1-7/8	0	1-21/32	3-19/32	5/8	3-1/4	1.98
CC-2AAW	84148	2-11/32	0	1-7/8	4-1/4	23/32	4-1/8	3.74
CC-3AAW	84150	3-7/16	1/8	2-13/32	5-3/4	27/32	4-7/8	5.95
CC-3LAAW	84151	3-7/16	0	2-1/2	5-3/4	27/32	5-3/4	7.40
CC-4AAW	84152	4-21/32	17/32	2-7/8	6-1/4	27/32	6	10.50
CC-4LAAW	84153	4-21/32	0	2-7/8	6-1/4	27/32	7-1/4	10.82
CC-5AAW	84154	5-5/8	1/2	3-1/8	7	27/32	7-1/4	13.80
CC-5LAAW	84156	5-5/8	0	3-1/8	7	27/32	8-7/8	14.00
CC-6AAW	84157	6-1/2	1-5/32	3-1/2	7-1/2	1-3/32	8	18.72
CC-6LAAW	84159	6-1/2	0	3-1/2	7-1/2	1-3/32	10	19.44
CC-8AAW	84160	8-1/2	4	3-11/16	8-1/2	1-3/32	7-1/8	23.92
CC-8LAAW	84161	8-1/2	0	3-11/16	8-1/2	1-3/32	11-5/8	25.84
CC-10AAW	84162	10-3/8	5-3/8	4-3/8	8-1/2	1-3/32	7-3/4	33.76
CC-10LAAW	84163	10-3/8	0	4-5/16	8-1/2	1-3/32	14-3/8	36.70
CC-12AAW	84164	12-3/8	7-1/4	4-7/16	9-1/2	1-3/32	8-1/4	39.10
CC-12LAAW	84165	12-3/8	0	4-1/4	9-1/2	1-3/32	16-7/16	43.84

Deep Throat C-Clamps with Copper Screw

Fed. Spec.: GGG-C-406D

Williams CC-400 series deep throat C-Clamps are manufactured to the highest standards of the industry. Ideal for welding as well as general purpose applications.



- I-beam design for added strength.
- Drop-forged and heat-treated for maximum strength and greater rigidity.
- Highly resistant to "springing".
- Copper plated screw to resist welding splatter.

Cat. No.	EDP No.	Cap. (Max)	Cap. (Min)	Dpt. of Throat From Ctr. (in)	Extreme Body Dim. Length (in)	Extreme Body Dim. Width (in)	Screw Dia. (in)	Wt. (lbs)
CC-402	84056	2	0	2-11/32	5-5/16	4	1/2	1.30
CC-403	84057	3	0	2-3/4	6-3/4	4-5/8	1/2	2.04
CC-404	84058	4	0	3-3/16	8-3/8	5-3/8	3/4	3.50
CC-406	84059	6	0	4-1/8	11	6-1/4	3/4	5.42
CC-408	84060	8	0	5-3/16	13-1/2	7-1/2	3/4	6.90
CC-410	84061	10	0	6	16-1/4	8-5/8	3/4	11.66
CC-412	84062	12	0	6-1/2	18-3/4	9-1/2	7/8	15.04

Chain Wrenches

Forged Handled is fully heat-treated. Ideal for use in close quarters and where space is at a premium. Successive "bites" can be taken without removal of wrench from the work piece.

- Fully adjustable to fit any shape pipe.
- Forged handle for greater strength.
- Chain available separately – order as CW-4-1.



Cat. No.	EDP No.	Cap. Pipe Dia. (Min)	Cap. Pipe Dia. (Max)	Handle Length (in)	Chain Length (in)	Wt (lbs)
CW-4	15022	3/8	4	11	15	1.74

Replacement Chain Catalog #CW-4-1, EDP #15023

Original Chain Pipe Tong

Fed. Spec.: GGG-W-00651D-1

The "original" Williams Chain Pipe Tong is still the favorite tong for general work. Chain swings from the center and can be used on either side of the jaws, which reduces tooth wear. Flat link chains are heat-treated for greater strength and reliability.

- Fully adjustable to fit any shape pipe.
- Heat-treated chains for greater strength.



Cat. No.	EDP No.	Pipe Min. (in)	Dia. Max. (in)	Tong Length (in)	Chain Length (in)	Loading Cap (lbs.)	Wt. (lbs)
CT-12	10003	1/4	2-1/2	27	18-1/2	13,800	9.48
CT-13	10004	3/4	4	38-1/8	25	17,600	17.42
CT-13-1/2	10005	1	6	46-1/4	33	20,000	23.98
CT-14	10006	1-1/2	8	50-1/2	40-3/4	22,000	31.00
CT-15	10007	2	12	67	56	31,000	52.00

Hand Tools

Williams Tools/Wilton Tool Group

Flange-Jacks

- Williams Flange Jacks exert tremendous pressure with minimum effort.
- Ideal for working on pipe lines and other applications involving flanges.
 - Makes gasket removal fast and easy.
 - Flanges are separated smoothly and evenly without damage to flange faces.
 - Flange Jacks are sold only in pairs.
 - Eliminates costly shutdowns.
 - Eliminates danger from flying wedges and sparks caused by hammer blows.
 - Ideal for hard to get at locations.



Cat. No.	EDP No.	*125 Lb. Cast Iron	*150 Lb. Steel	*250 Lb. Cast Iron	*300 Lb. Steel	Wt. (lbs)
FJ-20 (1 pair)	26000	2 to 20	2 to 20	1 to 12	3/4 to 12	13.00
FJ-30 (1 pair)	26001	16 to 48	18 to 24	12 to 30	12 to 24	45.00

* Diameter Capacity in Inches-Standard Raised Face Flanges

Machine Shop Tools

Set-Up Wedges

- Set-up wedges are used for setting-up work on planers, shapers, milling machines and other similar applications.

Cat. No.	EDP No.	Length (in)	Width (in)	Thick End (in)	Wt. Lbs.
WG-3	77004	3	1	1/4	.12
WG-5	77005	5	1	1/2	.35
WG-6	77006	6	1-1/4	3/4	.58



Miscellaneous Tools

Gasket Scraper

- Designed for removing gaskets and carbon.
- Comfortable four-sided yellow plastic handle.
- Blade coated to resist corrosion.

Cat. No.	EDP No.	Blade Lgth.(in)	Overall Lgth.(in)	Blade Width (in)	Wt. (lbs)
GSC-12	91135	8-7/8	13	1-1/2	.58



Master Feeler Gauge Set GS-1

Fed. Spec.: GGG-G-17B, Type VIII, Class I, Style A,B

- 25 blades 3-5/16 X 1/2" in the following thickness': .0015, .002, .003, .004, .005, .006, .007, .008, .009, .010, .011, .012, .013, .014, .015, .016, .018, .020, .022, .024, .025, .028, .030, .032 and .035.
- Both decimal and equivalent metric size etched in each blade.
- Gauges supplied in holder with knurled lock-nut which allows the user to select the required blade size and lock it into position.

Cat. No.	EDP No.	Thickness	No. of Blades	Wt. (lbs)
GS-1	99298	.0015 thru 1/32	25	.21



Standard Feeler Gauge Set GS-2

Fed. Spec.: GGG-G-17B, Type VIII, Class I, Style A, B

- 10 blades 3 x 1/2" in the following thickness': .002, .003, .004, .005, .006, .007, .008, .010, .012, and .015.
- Both decimal and equivalent metric size etched in each blade.
- Gauges supplied in holder with knurled lock-nut which allows the user to select the required blade size and lock it into position.

Cat. No.	EDP No.	Thickness (in)	No. of Blades	Wt. (lbs)
GS-2	99299	.002 - .015	10	.07



Combination Feeler Gauge Set GS-3

- Contains total of 22 blades.
- 10 blades 3 x 1/2" in the following thickness': .002, .003, .004, .005, .006, .007, .008, .010, .013, and .015.
- 12 blades 1-3/4 x 1/4" in the following thickness': .011, .012, .013, .014, .015, .016, .017, .018, .019, .020, .022, and .025.
- Overall length 5".
- Both decimal and equivalent metric size etched in each blade.
- Gauges supplied in holder with knurled lock-nut which allows the user to select the required blade size and lock it into position.

Cat. No.	EDP No.	Thickness (in)	No. of Blades	Wt. (lbs)
GS-3	99300	.002 - .025	22	.10



Piston Feeler Gauge Set GS-4

- 8 blades 9 x 1/2" in the following thickness': .002, .003, .004, .005, .006, .008, .010 and .015.
- Both decimal and equivalent metric size etched in each blade.
- Gauges supplied in holder with knurled lock-nut which allows the user to select the required blade size and lock it into position.

Cat. No.	EDP No.	Thickness (in)	No. of Blades	Wt. (lbs)
GS-4	99301	.002 - .015	8	.15



Wilton Tool Group

VICES

Wilton Combination Pipe & Bench Vises

Built for the toughest applications - Plant Maintenance - Oil Field Service - Heavy Construction

- The "workhorse" of the Wilton Vise Line-Up
- Perfect to handle any workholding jobs your maintenance or construction crew encounter
- Massively Built
- Tool Steel Serrated Top Jaws & Pipe Jaws



- 1) Hardened steel jaw inserts - machine serrated, replaceable jaws assure a positive hold.
 - 2) Self-centered pipe jaws - hardened steel jaws hold up to 6" pipe safely, securely.
 - 3) 60,000 PSI tensile ductile iron body parts for mass & strength
 - 4) Large Anvil.
 - 5) Enclosed construction keeps lubrication in, contaminants out.
 - 6) Locking swivel base - with double lockdowns for non-slip hold in any position.
 - 7) Alloy steel slide-bar - added strength and keyed for a precision fit.
- NOTE: 5 Year Guarantee. Meets all Government specifications

Cat. No.	UPC Item No.	Jaw Width (in)	Jaw Opening (in)	Throat Depth (in)	Pipe Jaw Cap. (in)	Net Wt. (lbs.)	Replacement Parts:	
							Steel Top Jaws	Steel Pipe Jaws
C-0	10200	3-1/2	5	4-1/2	1/8 - 2-1/2	50.5	2904960	2905140
C-1	10225	4-1/2	6	4-3/4	1/8 - 3-1/2	78.05	2905000	2900770
C-2	10250	5	7	5-5/16	1/8 - 4-1/2	100.00	2903240	2900830
C-3	10275	6	9	6-5/8	1/4 - 6	204.00	2907370	2907600

Wilton Tool Group

Wilton All-Weather Vises

Applications: Perfect for permanent outdoor use. Mounting on Utility or Maintenance Trucks. Construction Sites. Pipeline Projects. Oil Field Service.



- Features Wilton's regular rust inhibiting finish, then sprayed with a clear automotive acrylic lacquer.
- Heavy zinc plating & rust inhibitor treated vise jaws, pipe jaws, spindle assembly & lock nuts.

- 1) Hardened steel jaw inserts - machine serrated, replaceable jaws assure a positive hold.
- 2) Self-centered pipe jaws - hardened steel jaws hold up to 6" pipe safely, securely.
- 3) 600,000 PSI tensile ductile iron body parts for mass & strength
- 4) Large Anvil.
- 5) Enclosed construction keeps lubrication in, contaminants out.
- 6) Locking swivel base - with double lockdowns for non-slip hold in any position.
- 7) Alloy steel slide-bar - added strength and keyed for a precision fit.

NOTE: 5 Year Guarantee. Meets all Government specifications

Cat. No.	UPC Item No.	Jaw Width (in)	Jaw Opening (in)	Throat Depth (in)	Pipe Jaw Cap. (in)	Net Wt. (lbs.)	Replacement Parts:	
							Steel Top Jaws	Steel Pipe Jaws
AW35	10400	3-1/2	5	4-1/2	1/8 - 2-1/2	50.7	2905040	2905130
AW45	10500	4-1/2	6	4-3/4	1/8 - 3-1/2	78.35	2907430	2907420

Wilton Machinists' Stationary Base Vises



- 1) Available with smooth jaws
- 2) Same outstanding features as swivel base vises
- 3) Can be readily converted to swivel base type with the addition of Wilton's Swivel Assembly

NOTE: 5 Year Guarantee. Meets all Government specifications

Cat. No.	UPC Item No.	Jaw Width (in)	Jaw Opening (in)	Throat Depth (in)	Net Wt. (lbs.)	Replacement Parts:	
						Steel Top Jaws	Steel Pipe Jaws
Swivel Base							
300S	10006	3	4-3/4	2-5/8	29.25	2903080	2904960
350S	10011	3-1/2	5-1/4	2-3/4	43.55	2904980	2905000
400S	10016	4	6-1/2	3-1/2	62.10	2905000	2905000
450S	10021	4-1/2	7-1/2	4	71.25	2905000	2905000
500S	10026	5	8	4-1/2	96.00	2903280	2904940
600S	10031	6	10	5-1/2	156.00	2903080	2904940
800S	10036	8	12	5-13/16	238.00	2903080	2904940
Stationary Base							
300N	10056	3	4-3/4	2-5/8	25.10	2903080	2904960
350N	10066	3-1/2	5-1/4	2-3/4	34.40	2904980	2904980
400N	10076	4	6-1/2	3-1/2	54.10	2905000	2905000
450N	10086	4-1/2	7-1/2	4	62.35	2905000	2905000
500N	10096	5	8	4-1/4	88.20	2903280	2904940
600N	10106	6	10	5-1/2	88.60	2903280	2904940
800N	10116	8	12	5-13/16	218.00	2903080	2904940

Wilton Tradesman Vises Stationary Base Model

- Same outstanding features as Tradesman Swivel Base Models

Pedestal Base for Swivel Base Models

- Perfect for 1755 & 1765 Tradesman Swivel base models
- 33-1/2" Tall Base
- Made from fabricated steel



Cat. No.	UPC Item No.	Jaw Width (in)	Jaw Opening (in)	Throat Depth (in)	Pipe Jaw Cap. (in)	Net Wt. (lbs.)	Replacement Parts:		
							Steel Top Jaws	Steel Pipe Jaws	
Swivel Base									
1745	63199	4-1/2	4	3-1/4	1/4 - 2-1/2	41.20	2908060	2904200	
1755	63200	5-1/2	5	3-3/4	1/4 - 3	51.55	2908070	2904200	
1765	63201	6-1/2	6-1/2	4	1/4 - 3-1/2	70.95	2908080	2904200	
1780A	63202	8	7	4-3/4	1/8 - 3-1/2	111.00	2904170	2908050	
159V	63185	Pedestal Base fits models 1755 & 1765						54.95	

Wilton High Visibility Safety Vise

Wilton High-Vis Vises conform to OSHA standards for physical hazards regulation #1910.144. Each vise have a heavy-duty casting built for rugged use and extended life. Lifetime lubrication means the grease is permanently sealed in for trouble-free service.

- Safety color conforms to OSHA standard for physical hazards; Regulation #1910.144
- Replaceable serrated top jaws and pipe jaws
- 360° swivel base and double lockdowns
- Fully enclosed spindle and nut
- Large anvil work surface
- Powder coat paint resists scratches and provides a tough durable finish



Cat. No.	UPC Item No.	Jaw Width (in)	Jaw Opening (in)	Pipe Jaw Cap. (in)	Net Wt. (lbs.)	Replacement Parts:	
						Steel Top Jaws	Steel Pipe Jaws
1550	63187	5	5-1/4	1/4 - 2-1/2	49.40	2904110	2904200
1560	63188	6	5-3/4	1/4 - 3-1/2	63.65	2904080	2904200

Wilton Mechanics' Vises

Wilton Mechanics Vises have a heavy-duty casting built for rugged use and extended life. Lifetime lubrication means the grease is permanently sealed in for trouble-free service.

- Swivel base rotates 360° and has double lockdowns ensuring maximum stability
- Powder coat paint resists scratches and provides a tough durable finish
- Replaceable hardened steel top and pipe jaws
- Large anvil work surface



Cat. No.	UPC Item No.	Jaw Width (in)	Jaw Opening (in)	Throat Depth (in)	Pipe Jaw Cap. (in)	Net Wt. (lbs.)	Replacement Parts:	
							Steel Top Jaws	Steel Pipe Jaws
744	21300	4	4-1/2	3-7/16	1/4 - 2	36.45	2904040	2904200
745	21400	5	5-1/4	3-3/4	1/4 - 2-1/2	52.80	2904110	2904200
746	21500	6	5-3/4	4-1/8	1/4 - 3-1/2	69.35	2904080	2904200

Wilton Utility Workshop Vise

Wilton Shop Vises have heavy-duty castings with a 30,000 PSI ductile iron body built for rugged use and extended life. Each has the capability of handling pipe as well as mounting to the bench with 3 mounting posts providing more stability and secure hold.

- 180° swivel base with lockdown allows for quick and easy positioning
- Powder coat paint resists scratches and provides a tough durable surface
- Built-in pipe jaws handle various pipe sizes
- Large anvil work surface
- Perfect for general clamping applications
- Rugged and versatile yet moderately priced vises



Cat. No.	UPC Item No.	Jaw Width (in)	Jaw Opening (in)	Throat Depth (in)	Pipe Jaw Cap. (in)	Net Wt. (lbs.)	Replacement Parts:	
							Steel Top Jaws	Steel Pipe Jaws
674	11126	4-1/2	4	3-1/2	1/8 - 2	19.40	76654S41	
675	11127	5-1/2	5	4	1/8 - 2-1/2	29.20	11127S41	
676	11128	6-1/2	5-1/2	5	1/8 - 2-1/2	41.85	11128S41	
656HD	00191	6	6	6	1/8 - 3	62.60	11106S41	
648HD	11800	8	7-1/2	8	1/8 - 3	86.20	29004130	

Hand Tools

Wilton Tool Group

WISE ASSESSORIES:

Wilton Magnefix Vise Jaw Caps

Temporary Work-Holding Systems

- Designed to protect both the vise jaws and the workpiece from marring and distortion during any clamping application.
- Caps are constructed from a hardened aluminum alloy with two built-in circular permanent magnets on the backside which holds the product securely to the vise.
- The caps are magnetic towards the vise side to prevent steel filings from attaching themselves to the jaws and keep the clamped part from becoming magnetized.

Model A - Aluminum Magnefix Jaw Caps

- Aluminum alloy design includes 6 grooves to compensate for the unevenness of the workpiece
- Deeper Vee-Groove ensures more secure clamping of circular work pieces.
- Use together with Rubber Magnefix Jaw Caps when clamping taper pins and spherical parts



Model F - Fiber Face Magnefix Jaw Caps

- Aluminum alloy with laminated fiber cover to prevent the absorption of outside materials
- Heat parts rapidly by concentrating heat into part
- Use on workpieces to avoid distortion and clamping marks

Model R - Rubber Face Magnefix Jaw Caps

- Aluminum alloy with synthetic rubber cover
- Jaw Cap conforms to workpiece and grips firmly without slipping while protecting work surface
- Use in combination with Aluminum and Prism Jaw Caps to clamp taper pins or tapered workpieces

Model P - Prism Magnefix Jaw Caps

- Jaw construction includes a 120°, horizontal Vee-Groove, 3 vertical Vee-Grooves and a 90° groove for marking out and center punching
- Ideal for light tapping and thread cutting applications

Cat. No.	UPC Item No.	Jaw Width (in)	Net Wt. (lbs.)
Model A - Standard Aluminum Magnefix Jaw Caps			
A-3	14826	3	1
A-4	14828	4	0.4
A-4.5	14829	4-1/2	0.25
A-5	14830	5	0.35
A-5.5	14871	5-1/2	1
A-6	14831	6	0.45
A-6.5	14874	6-1/2	1
Model F - Fiber Face Magnefix Jaw Caps			
F-4	14834	4	0.9
F-4.5	14835	4-1/2	1
F-5	14836	5	1
F-6	14837	6	0.3
Model R - Rubber Face Magnefix Jaw Caps			
R-3	14838	3	1
R-4	14840	4	0.2
R-4.5	14841	4-1/2	0.2
R-5	14842	5	0.25
R-5.5	14872	5-1/2	1
R-6	14843	6	0.35
R-5.5	14875	6-1/2	0.3
Model P - Prism Magnefix Jaw Caps			
P-4	14846	4	1
P-4.5	14847	4-1/2	0.45
P-5	14848	5	0.25
P-5.5	14873	5-1/2	1
P-6	14849	6	0.2
P-6.5	14876	6-1/2	0.3

Wilton Copper Jaw Caps

Permanent or Temporary Work-Holding

- Designed to avoid marring the surface of softer metals and to protect jaw face.
- 100% Copper Jaw Caps have polished faces and pliable copper extensions for a sure-grip fit on any make vise.

Cat. No.	UPC Item No.	Jaw Width (in)	Net Wgt. (lbs)
404-3	24403	3	0.40
404-3-1/2	24404	3-1/2	0.55
404-4	24405	4	0.90
404-4-1/2	24406	4-1/2	0.85
404-5	24407	5	1.20
404-5-1/2	63203	5-1/2	1.55
404-6	24408	6	2.40
404-6-1/2	63204	6-1/2	2.50
404-8	24409	8	4.40



Wilton Drill Press Vises:

Versatile Drill Press Vises

Wilton Versatile Drill Press Vises are constructed of high grade cast iron. Hardened jaws come standard with v-grooves for horizontal and vertical clamping of round objects.

- Made from high grade cast iron
- Ground vise bed for smooth, consistent jaw movement
- Hardened top V-groove jaws
- Rugged design and large workload capacity

Cat. No.	UPC Item No.	Jaw Width (in)	Jaw Opening (in)	Jaw Depth (in)	Net Wt. (lbs)
Continuous Nut					
1335	63238	3	2-3/4	1-7/8	5.90
1345	63239	4	4	2-1/8	11.85
1360	63240	5	5	2-1/8	19.35
Rapid Acting Nut					
1435	63241	3-1/2	4-1/4	1-3/4	10.85
1445	63242	4-1/2	4-3/4	1-7/8	15.25
1460	63243	6	6-3/4	2-1/8	28.50



Cam Action Drill Press Vises

A simple push or pull on the center bar knob sets the jaw in position. Then an easy press on the locking lever cams the jaw ahead 3/32", exerting a holding pressure that is adjustable from 400 to 1100 lbs.

- Simple push or pull on the center bar knob sets the jaw in position
- Easy press locking lever cams the jaw ahead 3/32" exerting a holding pressure that is adjustable from 400 to 1100 lbs
- Base is designed for clear through drilling applications
- Unique top locking lever can be raised or lowered to tighten or loosen against the work piece.



Cat. No.	UPC Item No.	Jaw Width (in)	Jaw Opening (in)	Jaw Depth (in)	Overall Height (in)	Net Wt. (lbs.)
1203	13400	3	1-1/4	3	2-3/4	10.15
1204	13401	4	1-5/16	4-11/16	3-1/4	17.7
1206	13402	6	1-13/16	6-3/16	3-3/4	35.4
1208	13403	8	2	8-3/16	4-7/16	53.35

Milling Machine Vises

Complete with swivel base, the 50S and 60S are ideal for milling, tapping and drilling operations. Two bolt lugs make mounting easy and vise can also be mounted on its stationary base.

- Swivel base is finely graduated for accurate set up of workpieces requiring accurate clamping.
- High-carbon steel jaws.
- High quality steel main screw utilizes a fine Acme thread for strength.



Cat. No.	UPC Item No.	Description	Jaw Width (in)	Jaw Opening (in)	Jaw Depth (in)	Overall Height (in)	Ship. Wt. Lbs. Ea.
50S	12365	Milling Vise w/swivel base	5	3-1/4	1-5/8	5-1/8	40
60S	12370	Milling Vise w/swivel base	6	4-3/8	1-7/8	5-9/16	63

Wilton Tool Group

Verti-Lock® Machines Vises

- The ductile alloy vise body with flame-hardened bed provides solid work support, accuracy, and longevity
- The fixed jaw is rated at 85,000 PSI and the annealed, surface ground sliding jaw at 70,000 PSI
- Totally enclosed vise screw is cut from special alloy steel, hardened and ground
- The vise and optional swivel base have coolant troughs to channel fluid out of your way



Swivel Base

- This optional swivel base has coolant troughs to channel fluid out of your way.
- Designed to fit the 1250N Vise for more versatility

Cat. No.	UPC Item No.	Jaw Width	Jaw Opening	Type Of Base	Net Wt. (lbs.)
Machine Vises					
1250N	12390	5	4-1/2	Stationary	50.00
1275N	63186	7	7-1/2	Stationary	75.25
1280N	12375	8	7-1/2	Stationary	164.00
Swivel Bases					
5S	12285	5		Swivel	20.00
6S*	12290	6		Swivel	25.5
8S	12295	8		Swivel	48.15

Wilton 400 Series C-Clamps

This is Wilton's number one C-Clamp line.

- Industry's top choice for maintenance, production and repair operations
- Drop-forged steel frame, regular-duty with extra deep-throat
- Black oxide coated spindles and Perma-pad® resist corrosion, and are replaceable
- Innovative frame geometry for maximum strength



Specifications Replacement Parts

Cat. No.	UPC Item No.	Opening Cap. (in)	Throat Depth (in)	Spindle Dia. (in)	Min. Proof Test (lbs.)	Net Wt. (lbs.)	Perma-Pad Complete	Spindle Assy.
402	14214	0 - 2-1/8	2-1/4	9/16	3500	1.55	2901300	1701080
403	14228	0 - 3	2-1/2	9/16	3500	2.05	2901300	1701160
404	14242	0 - 4-1/4	3-1/4	3/4	6200	3.60	2901310	1700150
406	14256	0 - 6-1/16	4-1/8	3/4	6600	4.90	2901310	1700170
408	14270	0 - 8-1/4	5	3/4	6900	7.95	2901310	1700190
410	14284	2 - 10-1/8	6	3/4	8000	11.15	2901310	1700190
412	14298	2 - 12-1/4	6-5/16	7/8	9300	14.05	2901310	1700220
400 Series with WILTON-GRIP™ Handles								
404 STG	63153	0 - 4-1/4	3-1/4	3/4	6200	3.55	2901310	1700150
406 STG	63154	0 - 6-1/16	4-1/8	3/4	6600	5.35	2901310	1700170
408 STG	63155	0 - 8-1/4	5	3/4	6900	8.03	2901310	1700190

Wilton 400SF Hi-Visibility Safety C-Clamps

Drop Forged, Regular Duty, Extra Deep Throat

- Drop-forged, regular-duty with extra deep-throat
- Coated in high-visibility yellow which conforms to the OSHA safety color standard for physical hazards regulation no. 1910.144
- Powder-coated paint resists scratches and corrosion while providing a tough, durable finish
- Spindles are precision cut alloy steel, single lead, acme threaded for continuous smooth operation; black-oxide coated for corrosion resistance



Specifications Replacement Parts

Cat. No.	UPC Item No.	Opening Cap. (in)	Throat Depth (in)	Spindle Dia. (in)	Min. Proof Test (lbs.)	Net Wt. (lbs.)	Perma-Pad Complete	Spindle Assy.
402-SF	14300	0 - 2-1/8	2-1/4	9/16	3500	1.4	2901300	1701080
403-SF	14301	0 - 3	2-1/2	9/16	3500	1.85	2901300	1701160
404-SF	14302	0 - 4-1/4	3-1/4	3/4	6200	3.5	2901310	1700150
406-SF	14303	0 - 6-1/16	4-1/8	3/4	6600	5.15	2901310	1700170
408-SF	14305	0 - 8-1/4	5	3/4	6900	7.4	2901310	1700190
410-SF	14306	2 - 10-1/8	6	3/4	8000	11.15	2901310	1700190
412-SF	14307	2 - 12-1/4	6-5/16	7/8	9300	14.95	2901310	1700220

4400 Series C-Clamps

Drop forged, regular duty, extra deep throat.

- The "square-throat" design of the 4400 series means greater capacity and more versatility
- The Wilton 4" 4400 model offers more throat depth than most conventional 6" clamps, and the 6" and 8" models yield 37% more throat depth than standard deep-throat C-Clamps



Specifications

Cat. No.	UPC Item No.	Opening Cap. (in)	Throat Depth (in)	Spindle Dia. (in)	Min. Proof Test (lbs.)	Net Wt. (lbs.)	Perma-Pad Complete	Spindle Assy.
4404	14350	0 - 4	4	3/4	4100	4.65	2901310	1700150
4406	14375	0 - 6	5	3/4	5400	6.20	2901310	1700170
4408	14400	2 - 8	6	3/4	5900	10-1/2	2901310	1700170

Replacement Parts

Wilton Copper Plated L-Clamps

L-Clamps fit a wide variety of applications, Perfect for jobs that require clamping wide or high parts, or where extreme throat depth is necessary.

- Forged sliding arm design reduces clamping setup time
- New hex nut design makes replacing pads and spindles easy
- Copper plated spindles and Perma-Pads™ resist welding spatter
- Ergonomic Wilton-Grip provides comfort, speed and visibility



6412P

Specifications

Cat. No.	UPC Item No.	Nominal Opening Cap. (in)	Throat Depth (in)	Nominal Rail Size (in)	Nom. Clamping Pressure (lbs.)	Net Wt. (lbs.)	Perma-Pad Complete	Spindle Assy.
Light Duty L-Clamps with Wilton-Grip™ Handles								
6306P STG	63249	6	3	5/8 x 5/16	1000	1.35	2901330	1701090
6308P STG	63250	8	4	3/4 x 3/8	1000	2.25	2909990	1701750
6310P STG	63251	10	4-3/4	7/8 x 7/16	1500	3.25	2909990	1701750
6312P STG	63252	12	5-1/2	1 x 15/32	1600	4.85	2909980	1701750
6316P STG	63253	16	4-3/4	1 x 15/32	1600	5.35	2909980	1701760
6302P STG	63254	20	4-3/4	1 x 15/32	1600	5.65	2909980	1701760
6324P STG	63255	24	4-3/4	1 x 15/32	1600	6.50	2909980	1701760
6332P STG	63256	32	4-3/4	1-11/16 x 1/2	2000	8.60	2909980	1701760
6304P STG	63257	40	4-3/4	1-11/16 x 1/2	2000	6.60	2909980	1701760
6348P STG	63258	48	4-3/4	1-11/16 x 1/2	2000	11.50	2909980	1701760
Regular Duty L-Clamps with Wilton-Grip™ Handles								
6410P STG	63259	10	4-3/4	1-3/16 x 9/16	2600	6.05	2909980	1701770
6412P STG	63260	12	4-3/4	1-3/16 x 9/16	2600	6.95	2909980	1701770
6416P STG	63261	16	4-3/4	1-3/16 x 9/16	2600	7.60	2909980	1701770
6420P STG	63262	20	4-3/4	1-3/16 x 9/16	2600	8.75	2909980	1701770
6432P STG	63263	32	4-3/4	1-3/16 x 9/16	2600	10.70	2909980	1701770
6400P STG	63264	40	4-3/4	1-3/16 x 9/16	2600	12.45	2909980	1701770
Heavy Duty L-Clamps								
6125P	63267	12	7	1-9/16 x 3/4	4800	12.50	2909970	1701780
6516P	63268	16	7	1-9/16 x 3/4	4800	13.55	2909970	1701780
6520P	63269	20	7	1-9/16 x 3/4	4800	15.20	2909970	1701780
6524P	63270	24	7	1-9/16 x 3/4	4800	15.85	2909970	1701780
6532P	63271	32	7	1-9/16 x 3/4	4800	18.95	2909970	1701780
6540P	63272	40	7	1-9/16 x 3/4	4800	21.60	2909970	1701780
6548P	63273	48	7	1-9/16 x 3/4	4800	25.45	2909970	1701780

Economy Series L-Clamps

- Versatile, economy series L-Clamps are designed for economical repetitive clamping.
- Economy series offers generous throat depth, substantial clamping pressure with a competitive price.
- Swivel pads are cold pressed on to provide secure clamping.
- Black oxide spindle acts as a rust inhibitor.



Cat. No.	UPC Item No.	Nominal Opening Cap. (in)	Throat Depth (in)	Nominal Rail Size (in)	Nominal Clamping Pressure (lbs)	Nominal Spindle Dia. (in)	Net Wt. (lbs)
606	63056	6	4-3/4	7/8 x 7/16	1500	1/2	2.40
608	63057	8	4-3/4	7/8 x 7/16	1500	5/8	2.50
610	63058	10	4-3/4	1-3/16 x 9/16	2600	5/8	5.45
612	63059	12	4-1/4	1-3/16 x 9/16	2600	3/4	5.50
616	63191	16	4-3/4	1-3/16 x 9/16	2600	3/4	6.70
620	63192	20	4-3/4	1-3/16 x 9/16	2600	3/4	7.35
624	63193	24	4-3/4	1-3/16 x 9/16	2600	3/4	8.15

Hand Tools

Wilton Tool Group/ Wright Tools

“0” Series - Extra Heavy Duty

- The extra heavy duty models are designed to stand up to the demands of heavy industrial applications like those encountered in ship building.
- With minimum proof test lbs. ranging up to 40,000 lbs., machined, square spindle heads stand up to heavy wrench tightening use.
- Special quality steels are utilized in the forged construction of the frames, while spindles are machined from a single piece of square, cold drawn steel, hardened and tempered and are black oxide coated.



Specifications Replacement Parts

Cat. No.	UPC Item No.	Opening Cap. (in)	Throat Depth (in)	Spindle Dia. (in)	Min. Proof Test (lbs.)	Net Wt. (lbs.)	Spindle Assy.
1 F.C.	14518	0 - 1-3/8	1-3-32	7/16	5600	0.95	9037250
1-1/2 F.C.	14527	0 - 1-7/8	1-7-16	5/8	8750	1.80	9037660
2 F.C.	14536	0 - 2-3/8	2-3/4	3/4	12500	4.40	9037670
3 F.C.	14545	0 - 3-3/8	2-5/16	7/8	16250	6.85	9037270
4 F.C.	14554	0 - 4-1/2	2-3/4	7/8	20000	10.30	9037280
5 F.C.	14563	0 - 5-1/2	3-1/8	7/8	23800	13.60	9037290
6 F.C.	14572	0 - 6-1/2	3-3/8	1-1/8	27500	18.95	9037810
8 F.C.	14581	0 - 8-1/2	3-5/8	1-1/8	31250	25.95	9037310
10 F.C.	14590	0 - 10-1/2	3-15/16	1-1/8	35000	36.40	9037320
12 F.C.	14599	0 - 12-1/4	4-1/4	1-1/8	40000	43.70	9037330

Regular Duty “I” Bar Clamp


- A rapid acting powerful clamp designed and constructed for hard, everyday production work.
- Patented, quick action, no slip clutches are 3/4" apart and formed in the web for greater bar strength
- High strength ductile slide cannot slip or bind, easily released
- Steel handle, with comfortable wood crank handle for fast clamping
- Bar dimension is 7/16" x 1-1/2" x 5/32", screw diameter is 5/8"
- Throat depth is 1-13/16" and clamp face is 1-7/8"



Cat. No.	UPC Item No.	Opening Cap. (ft)	Load Cap. (lbs)	Net Wt. (lbs)
21801	21801	2	6000	7.75
21802	21802	2-1/2	6000	7.75
21803	21803	3	6000	8.30
21804	21804	4	6000	10.25
21805	21805	5	6000	13.10
21806	21806	6	6000	13.80

Steel Pipe Clamp Fixtures

Designed for use on any length 1/2" or 3/4" pipe.



Cat. No.	UPC Item No.	Pipe Size (in)	Screw Dia. (in)	Clamp Face (in)	Ship. Case Qty.	Ship Wt. Ea. (lbs)
500	14824	3/4	5/8	1-3/4	12	2-3/4
520	14825	1/2	1/2	1-1/2	12	1-3/4

90° Steel Angle Clamps

The 90° angle clamp is made of high quality cast iron.

- The copper plated spindle pivots allowing the moveable jaw to securely grip parts at 90°
- Slotted holes are provided in the base for convenient workbench mounting
- For added precision, work surfaces, including base, are milled



Cat. No.	UPC Item No.	Cap. Miter (in)	Jaw Ht. (in)	Jaw Length (in)	Net Wt. (lbs.)
AC-325	64000	3-11/32	1-3/8	4-1/8	10.55
AC-326	64002	4-3/8	2-3/8	4-1/8	21.40

Wright Tools

Wrench Sets:

14 Pieces - Combination Set No.714
12 Pt. Combination Wrenches

Pt. No.	Desc.	Pt. No.	Desc.
1112	3/8	1128	7/8
1114	7/16	1130	15/16
1116	1/2	1132	1
1118	9/16	1134	1-1/16
1120	5/8	1136	1-1/8
1122	11/16	1140	1-1/4
1124	3/4	714-Roll	Denim Tool Roll
1126	13/16		



18 Pieces - Combination Set No.758
12 Pt. Metric Combination Wrenches


Pt. No.	Desc.	Pt. No.	Desc.
11-07mm	7mm	11-17mm	17mm
11-08mm	8mm	11-18mm	18mm
11-09mm	9mm	11-19mm	19mm
11-10mm	10mm	11-20mm	20mm
11-11mm	11mm	11-21mm	21mm
11-12mm	12mm	11-22mm	22mm
11-13mm	13mm	11-23mm	23mm
11-14mm	14mm	11-24mm	24mm
11-15mm	15mm	758-Roll	Denim Tool Roll
11-16mm	16mm		



Crowfoot Wrenches:

3/8" Drive Open-End Crowfoot Wrenches

Part No.	Nom. Size A (in)	B (in)	C (in)	D (in)
1012	3/8	3/4	1-1/8	13/64
1014	7/16	7/8	1-1/4	13/64
1016	1/2	31/32	1-3/8	1/4
1018	9/16	1-1/8	1-1/2	1/4
1020	5/8	1-1/4	1-19/32	5/16
1022	11/16	1-11/32	1-23/32	21/64
1024	3/4	1-17/32	1-13/16	21/64
1026	13/16	1-19/32	1-15/16	21/64
1028	7/8	1-3/4	2	11/32
1032	1	2-1/16	2-1/4	11/32



Metric 3/8" Drive Open-End Crowfoot Wrenches

Part No.	Nom. Size A (mm)	B (mm)	C (mm)	D (mm)
10-10mm	10	19.84	30.16	5.16
10-11mm	11	22.23	32.15	5.16
10-12mm	12	24.60	34.93	6.35
10-13mm	13	24.60	34.93	6.35
10-14mm	14	29.37	34.13	6.35
10-15mm	15	29.37	38.89	7.14
10-16mm	16	31.75	41.28	8.33
10-17mm	17	35.32	42.86	8.33
10-18mm	18	35.32	44.45	8.33
10-19mm	19	39.69	45.24	8.73



Wright Tools

3/8" Drive Crowfoot Wrench - Flare Nut 12 Pt.

Part No.	Nom. Size (in)	Width of Slot A (in)	Dia. of Head B (in)	Length C (in)	Thkns. of Head D (in)
1060	5/8	15/32	15/16	47/64	11/16
1062	11/16	17/32	1-1/32	25/32	11/16
1064	3/4	9/16	1-1/8	53/64	23/32
1066	13/16	5/8	1-13/64	7/8	23/32
1068	7/8	11/16	1-19/64	15/16	3/4
1070	15/16	25/32	1-3/8	15/16	3/4
1072	1	3/4	1-29/34	1-1/64	25/32
1074	1-1/16	25/32	1-17/32	1-3/64	25/32



1/2" Drive Crowfoot Wrench - Flare Nut 12 Pt.

Part No.	Nom. Size (in)	Width of Slot A (in)	Dia. of Head B (in)	Thkns. of Head D (in)
1080	1-1/8	27/32	1-5/8	7/8
1081	1-3/16	29/32	1-11/16	7/8
1082	1-1/4	15/16	1-25/32	7/8
1083	1-5/16	31/32	1-27/32	7/8
1084	1-3/8	1-1/16	1-15/16	15/16
1085	1-7/16	1-1/16	2	15/16
1086	1-1/2	1-1/8	2-1/16	15/16
1087	1-9/16	1-5/32	2-5/32	15/16
1088	1-5/8	1-7/23	2-7/32	15/16
1089	1-11/16	1-5/16	2-5/16	1
1090	1-3/4	1-5/16	2-3/8	1
1091	1-13/16	1-11/16	2-15/32	1
1092	1-7/8	1-3/8	2-9/16	1-1/16
1093	1-15/16	1-7/16	2-5/8	1-1/16
1094	2	1-9/16	2-23/32	1-1/16



Adjustable Wrenches:

3-in-1 Tool/Engineer's Pipe Wrench

8" Pipe Wrench, flat face, used as a hammer, valve wheel wrench. Used in refineries, chemical plants, etc., on hand-operated valve wheels.


Part No.	Length (in)	Max. Pipe Dia. (in)	Overall Length (in)
9456	8	1	9-1/2



Construction - Structural 12 Pt. Spud Handle Box Wrenches

Black Industrial Finish


Part No.	Nom. Size (in)	A (in)	B (in)	C (in)	L (in)
1756	13/16	1-15/32	11/16	1-25/32	12
1758	7/8	1-15/32	11/16	1-25/32	12
1760	15/16	1-5/8	13/16	1-61/64	12
1762	1	1-5/8	13/16	1-61/64	12
1764	1-1/16	1-53/64	7/8	2-9/64	15
1766	1-1/8	1-53/64	7/8	2-9/64	15
1770	1-1/4	2-5/64	15/16	2-21/64	17
1772	1-5/16	2-5/64	15/16	2-21/64	17
1776	1-7/16	2-3/8	1-1/8	2-3/4	21
1778	1-1/2	2-3/8	1-1/8	2-3/4	21
1782	1-5/8	2-5/8	1-3/16	2-7/8	22
1784	1-11/16	2-5/8	1-3/16	2-7/8	22
1788	1-13/16	2-29/32	1-1/4	3	23
1790	1-7/8	2-29/32	1-1/4	3	23
1794	2	3-5/32	1-3/8	3-5/32	24-1/2
1795	2-3/16	3-15/32	1-1/2	3-1/2	26
1796	2-3/8	3-23/32	1-5/8	3-11/16	28
1797	2-9/16	3-29/32	1-3/4	3-13/16	30
1798	2-3/4	4-5/32	1-7/8	3-29/32	30



Drum Cap Opening Tool

Pt. No. 9005

Description: Drum Can Opening Tool. Fits 55 & 30 gallon drums. Removes "screw-in" style plugs (caps) for most steel & plastic drums w/large & small plugs. Handy, built-in "two-hand" twist handle easily helps open the tightest plugs. Fits all twelve (12) drum plug (bungs). Packed bulk weight 3.0 lbs. each.



1/4" Drive Sockets:



Special 8-Pt. Standard Sockets

Special 8-Pt. Combination Socket Exclusive w/Wright. The Only Socket That Turns Both Hex & Square Nuts.

Wright's special 8 point socket that fits both types of nuts interchangeably, providing full bearing & snug fit.

Part No.	Nom. Size (in)	Shape	L (in)	Ds (in)	Dd (in)	Bd (in)
2308	1/4	II	1	7/16	-	1/8
2310	5/16	II	1	9/16	-	9/64
2312	3/8	II	1	5/8	-	5/32



3/8" Drive Sets:

10 Pieces - 3/8" & 1/2" Drive Hex Bit Socket Set No.311

3/8" Drive Hex Bit Sockets		1/2" Drive Hex Bit Sockets	
Part No.	Nom. Size (in)	Part No.	Nom. Size (in)
3204	1/8	4216	1/2
3205	5/32	4218	9/16
3206	3/16	4220	5/8
3207	7/32	58	Metal Box
3208	1/4		
3210	5/16		
3212	3/8		



3/8" Drive Metric, & Impact & Power Socket Sets:

9 Pieces - 3/8" & 1/2" Drive Hex Bit Metric Socket Set No. 360

Part No.	Desc.	Part No.	Desc.
32-04mm	4mm	32-10mm	10mm
32-05mm	5mm	32-12mm	12mm
32-06mm	6mm	32-14mm	14mm
32-07mm	7mm	32-18mm	18mm
32-08mm	8mm	16	Metal Box



8 Pieces - 6-Pt. Standard Impact Socket Set No. 313

Part No.	Desc.	Part No.	Desc.
3810	5/16	3820	5/8
3812	3/8	3822	11/16
3814	7/16	3824	3/4
3816	1/2	70	Metal Tray
3818	9/16		



8 Pieces - 6-Pt. Deep Impact Socket Set No. 314

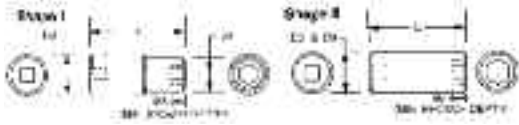
Part No.	Desc.	Part No.	Desc.
3910	5/16	3920	5/8
3912	3/8	3922	11/16
3914	7/16	3924	3/4
3916	1/2	72	Metal Tray
3918	9/16		



Hand Tools

Wright Tools

3/8" Drive Sockets:

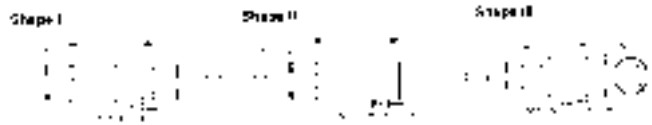


Special 8-Pt. Standard Sockets

Part No.	Nom. Size (in)	Shape	L (in)	Ds (in)	Dd (in)	Bd (in)
3308	1/4	I	1-7/64	15/32	5/8	1/8
3310	5/16	I	1-7/64	9/16	5/8	9/64
3312	3/8	II	1-7/64	5/8	5/8	5/32
3314	7/16	II	1-7/64	3/4	-	7/32
3316	1/2	II	1-7/64	13/16	-	17/64
3318	9/16	II	1-7/64	15/16	-	21/64
3320	5/8	II	1-7/64	1-1/16	-	3/8
3322	11/16	II	1-7/64	1-9/64	-	3/8
3324	3/4	II	1-7/64	1-13/64	-	7/16
3326	13/16	II	1-11/64	1-1/4	-	29/64
3328	7/8	II	1-15/64	1-3/8	-	1/2



1/2" Drive Sockets:



Special 8-Pt. Standard Sockets

Part No.	Size (in)	Shape	L (in)	Ds (in)	Dd (in)	Bd (in)
4312	3/8	I	1-15/32	47/64	13/16	5/32
4314	7/16	II	1-15/32	13/16	-	7/32
4316	1/2	II	1-15/32	7/8	-	17/64
4318	9/16	II	1-15/32	31/32	-	21/64
4320	5/8	II	1-15/32	1-1/16	-	3/8
4322	11/16	II	1-15/32	1-11/64	-	3/8
4324	3/4	II	1-15/32	1-1/4	-	7/16
4326	13/16	II	1-9/16	1-5/16	-	1/2
4328	7/8	III	1-5/8	1-13/32	1-3/32	35/64
4330	15/16	III	1-11/16	1-37/64	1-1/8	5/8
4332	1	III	1-3/4	1-21/32	1-1/8	21/32
4334	1-1/16	III	1-7/8	1-47/64	1-3/16	3/4
4336	1-1/8	III	2	1-53/64	1-1/4	-
4340	1-1/4	III	2-18	1-61/64	1-1/4	-



1/2" Drive Impact Sockets:

13 Pieces - 6-Pt. Standard Impact Socket Set No. 415

Part No.	Desc.	Part No.	Desc.
4814	7/16	4828	7/8
4816	1/2	4830	15/16
4818	9/16	4832	1
4820	5/8	4834	1-1/16
4822	11/16	4836	1-1/8
4824	3/4	4840	1-1/4
4826	13/16	151	Metal Tray



14 Pieces - 6-Pt. Deep Impact Socket Set No. 407

Part No.	Desc.	Part No.	Desc.
4912	3/8	4928	7/8
4914	7/16	4930	15/16
4916	1/2	4932	1
4918	9/16	4934	1-1/16
4920	5/8	4936	1-1/8
4922	11/16	4940	1-1/4
4924	3/4	85	Metal Tray
4926	13/16		



1/2" Drive Metric Impact Sockets:

12 Pieces - 6-Pt. Standard Metric Impact Socket Set No. 460

Part No.	Desc.	Part No.	Desc.
48-10mm	10mm	48-17mm	17mm
48-11mm	11mm	48-18mm	18mm
48-12mm	12mm	48-19mm	19mm
48-13mm	13mm	48-20mm	20mm
48-14mm	14mm	48-21mm	21mm
48-15mm	15mm	63	Metal Tray
48-16mm	16mm		



16 Pieces - 6-Pt. Deep Metric Impact Socket Set No. 467

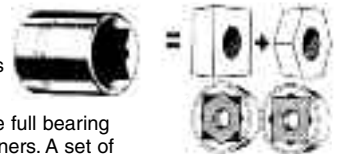
Part No.	Desc.	Part No.	Desc.
49-10mm	10mm	49-19mm	19mm
49-11mm	11mm	49-20mm	20mm
49-12mm	12mm	49-21mm	21mm
49-13mm	13mm	49-22mm	22mm
49-14mm	14mm	49-23mm	23mm
49-15mm	15mm	49-24mm	24mm
49-16mm	16mm	49-27mm	27mm
49-17mm	17mm	65	Metal Tray
49-18mm	18mm		



Special 8-Pt. Combination Sockets for Both Square Fasteners & Hex Fasteners

This exclusively designed socket is the only one for use on both SQUARE & HEX fasteners. Competitor designs look similar & can turn square nuts but NOT both. There is no need to buy 2 sockets of any particular size when ONE will do the job.

Wright's SPECIAL 8 PT. design is the only socket that fits both types of nuts interchangeably.



These DUAL purpose sockets provide full bearing & snug fit on both square & hex fasteners. A set of Wright's SPECIAL 8 PT. sockets should be added to every set of tools.

One Socket Drive Both Square and Hex Nuts or Same Size

3/4" Drive Impact Sockets:



8-Pt. Double Square Impact (Railroad) Sockets

Part No.	Nom. Size (in)	Ret-Ring	Shape	L (in)	Ds (in)	Dd (in)	Bd (in)
6856	3/4	6581	II	2-1/8	1-5/8	-	1/2
6866	13/16	6582	II	2-1/8	1-11/16	-	1/2
6868	7/8	6582	II	2-1/8	1-3/4	-	1/2
6870	15/16	6582A	II	2-1/8	1-13/16	-	35/64
6872	1	6582A	II	2-1/8	2	-	35/64
6874	1-1/16	6582A	III	2-1/4	2-1/8	1-29/32	5/8
6876	1-1/8	6582A	III	2-1/4	2-1/4	2-1/8	11/16
6878	1-3/16	6582A	III	2-1/2	2-5/16	1-29/32	3/4
6880	1-1/4	6582A	III	2-1/2	2-7/16	1-29/32	3/4
6882	1-5/16	6582A	III	2-5/8	2-1/2	1-29/32	49/64
6886	1-7/16	6582A	III	2-3/4	2-23/32	1-29/32	7/8



Hex Bit Sockets

Part No.	Nom. Size (in)	Ret-Ring	Shape	L (in)	Ds (in)	Dd (in)	Bd (in)
6218	9/16	6581	IV	3-9/32	1	1-5/8	1-3/16
6220	5/8	6581	IV	3-1/4	1-3/32	1-5/8	1-5/32
6224	3/4	6581	IV	3-11/32	1-15/64	1-5/8	1-1/4
6228	7/8	6581	IV	3-1/2	1-1/2	1-5/8	1-3/8
6232	1	6581	IV	3-5/8	1-5/8	-	1-1/2




Wright Tools - Cougar

Metric Hex Bit Sockets

Part No.	Nom. Size (mm)	Ret-Ring	Shape	L (in)	Ds (in)	Dd (in)	Bd (in)
62-14mm	14	6581	IV	83.34	25.40	41.28	34.93
62-17mm	17	6581	IV	83.34	30.16	41.28	34.93
62-19mm	19	6581	IV	83.34	31.75	41.28	34.93
62-22mm	22	6581	IV	95.25	34.93	41.28	34.93
62-24mm	24	6581	IV	95.25	39.69	41.28	34.93



1" Drive Impact Sockets:



8-Pt. Double Square Impact (Railroad) Sockets

Part No.	Nom. Size (in)	Ret-Ring	Shape	L (in)	Ds (in)	Dd (in)	Bd (in)
8807	7/8	6583	I	2-9/16	1-3/4	2	45/64
8808	1	6581A	II	2-11/16	2-1/16	-	47/64
8809	1-1/8	6581A	III	2-11/16	2-1/4	2-3/32	49/64
8810	1-3/16	6581A	III	2-11/16	2-1/4	2-3/32	21/32
8810A	1-5/16	6581A	III	2-11/16	2-1/2	2-3/32	49/64
8811	1-3/8	6581A	III	2-11/16	2-1/2	2-3/32	49/64
8811A	1-7/16	6584	III	2-11/16	2-3/4	2-19/64	2-7/8
8812	1-1/2	6584	III	2-11/16	2-3/4	2-5/16	55/64
8813	1-5/8	6584	III	3-1/2	3-1/4	2-7/16	1
8815	1-13/16	6585	III	3-1/2	3-1/4	2-13/32	1-1/16
8816A	2	6585	III	3-1/2	-	2-13/32	1-7/32
8817	2-3/16	6587	III	3-1/2	3-23/32	2-3/4	1-9/32




8-Pt. Double Square Deep Impact (Railroad) Sockets

Part No.	Nom. Size (in)	Ret-Ring	Shape	L (in)	Ds (in)	Dd (in)	Bd (in)
8924R	3/4	6583	I	3	1-21/32	2	7/16
8928R	7/8	6583	I	3	1-13/16	2	1/2
8934R	1-1/16	6581A	II	3-1/4	2-1/16	2-1/16	5/8
8936R	1-1/8	6581A	III	3-1/4	2-1/4	2-1/8	21/32
8938R	1-3/16	6581A	III	3-1/4	2-1/4	2-1/8	21/32
8942R	1-5/16	6584	III	3-1/2	2-1/2	2-1/4	49/64
8946R	1-7/16	6585	III	3-1/2	2-3/4	2-27/64	7/8
8952R	1-5/8	6585	III	3-3/4	2-63/64	2-27/64	1
8980R	2-3/16	6587	III	4	3-53/64	2-3/4	1-3/8



1-1/2" and 2-1/2" Drive Castellated/ Spanner Sockets:



Standard Length Castellated/ Spanner Sockets

Part No.	Nom. Size (in)	Ret-Ring	Shape	L (in)	Ds (in)	Dd (in)	Bd (in)
84836C	2-1/4	84575	III	3-3/8	3-1/2	3-1/4	9/16
84840C	2-1/2	84575	III	3-7/16	3-7/8	3-1/4	9/16
84844C	2-3/4	84575	III	3-1/2	4-1/4	3-1/4	11/16
84848C	3	84575	III	3-9/16	4-5/8	3-1/4	11/16
84856C	3-1/2	84575	III	3-7/8	5-3/8	3-1/4	15/16



Deep Length Castellated/ Spanner Sockets

Part No.	Nom. Size (in)	Ret-Ring	Shape	L (in)	Ds (in)	Dd (in)	Bd (in)
85818C	2-1/4	85576	85577	I	3-7/8	5	9/16
85840C	5	85576	85577	III	5	5	1-1/16



1/4" Drive Socket Sets:

1/4" Cougar Set A21 (13 Pieces)

Size (in)	6-Pt. Std.
3/16	E2006
7/32	E2007
1/4	E2008
9/32	E2009
5/16	E2010
11/32	E2011
3/8	E2012
7/16	E2014
1/2	E2016



1/4" Drive Ratchets, Handles & Attachments:

Description	Pt. No.
Ratchet, Quick Release, Oval Head	E2426
Extension, 3"	E2403
Extension, 6"	E2406
Spinner, w/female end	E2442

1/4" Cougar Set A22 (21 Pieces)

Size (in)	6-Pt. Std.	6-Pt. Deep
3/16	E2006	-
7/32	E2007	-
1/4	E2008	E2508
9/32	E2009	E2509
5/16	E2010	E2510
11/32	E2011	E2511
3/8	E2012	E2512
7/16	E2014	E2514
1/2	E2016	E2516



1/4" Drive Ratchets, Handles & Attachments:

Description	Pt. No.
Ratchet, Quick Release, Oval Head	E2426
Extension, 3"	E2403
Extension, 6"	E2406
Spinner, w/female end	E2442
Universal Joint	E2475

1/4" Cougar Set A26 (13 Pieces)

Size (mm)	6-Pt. Std.
4	M2004
5	M2005
6	M2006
7	M2007
8	M2008
9	M2009
10	M2010
11	M2011
12	M2012
13	M2013



1/4" Drive Ratchets, Handles & Attachments:

Description	Pt. No.
Ratchet, Quick Release, Oval Head	E2426
Extension, 3"	E2403
Spinner, w/female end	E2442

1/4" Cougar Set A27 (21 Pieces)

Size (mm)	6-Pt. Std.	6-Pt. Deep
5	M2005	-
6	M2006	-
7	M2007	M2507
8	M2008	M2508
9	M2009	M2509
10	M2010	M2510
11	M2011	M2511
12	M2012	M2512
13	M2013	M2513



1/4" Drive Ratchets, Handles & Attachments:

Description	Pt. No.
Ratchet, Quick Release, Oval Head	E2426
Extension, 3"	E2403
Extension, 6"	E2406
Spinner, w/female end	E2442
Universal Joint	E2475

Note: All socket sets are assembled in metal box w/plastic insert.

Hand Tools

Wright Tools - Cougar

3/8" Drive Socket Sets:

3/8" Cougar Set A31 (13 Pieces)

Size (in)	6-Pt. Std.
3/8	E3112
7/16	E3114
1/2	E3116
9/16	E3118
5/8	E3120
11/16	E3122
3/4	E3124
13/16	E3126
7/8	E3128




3/8" Drive Ratchets, Handles & Attachments:

Description	Pt. No.
Ratchet, Quick Release, Oval Head	E3426
Extension, 3"	E3403
Extension, 6"	E3405
Sparkplug Socket, 5/8"	E3590

3/8" Cougar Set A32 (18 Pieces)

Size (in)	6-Pt. Std.	6-Pt. Deep
3/8	E3012	E3512
7/16	E3014	E3514
1/2	E3016	E3516
9/16	E3018	E3518
5/8	E3020	E3520
11/16	E3022	E3522
3/4	E3024	E3524



3/8" Drive Ratchets, Handles & Attachments:

Description	Pt. No.
Ratchet, Quick Release, Oval Head	E3426
Extension, 3"	E3403
Extension, 6"	E3405
Sparkplug Socket, 5/8"	E3590

3/8" Cougar Set A33 (25 Pieces)

Size (in)	6-Pt. Std.	12-Pt. Deep
	1/4" Drive	3/8" Drive
3/16	E2006	-
7/32	E2007	-
1/4	E2008	-
9/32	E2009	-
5/16	E2010	-
11/32	E2011	-
3/8	E2012	E3112
7/16	E2014	E3114
1/2	E2016	E3116
9/16	-	E3118
5/8	-	E3120
11/16	-	E3122
3/4	-	E3124
13/16	-	E3126
7/8	-	E3128



3/8" Drive Ratchets, Handles & Attachments:

Description	Pt. No.
Ratchet, Quick Release, Oval Head	E3426
Extension, 3"	E3403
Extension, 6"	E3405
Adapter, 3/8" F x 1/4" M	E3452
Sparkplug Socket, 5/8"	E3590

1/4" Drive Ratchets, Handles & Attachments:

Description	Pt. No.
Extension, 3"	E2403
Spinner, w/female end	E2442

3/8" Cougar Set A34 (21 Pieces)

Size (in)	12-Pt. Std.	12-Pt. Deep
3/8	E3112	E3612
7/16	E3114	E3614
1/2	E3116	E3616
9/16	E3118	E3618
5/8	E3120	E3620
11/16	E3122	E3622
3/4	E3124	E3624
13/16	E3126	E3626
7/8	E3128	-



3/8" Drive Ratchets, Handles & Attachments:

Description	Pt. No.
Ratchet, Quick Release, Oval Head	E3426
Extension, 3"	E3403
Extension, 6"	E3405
Sparkplug Socket, 5/8"	E3590

3/8" Cougar Set A36 (18 Pieces)

Size (mm)	6-Pt. Std.
7	M3007
8	M3008
9	M3009
10	M3010
11	M3011
12	M3012
13	M3013
14	M3014
15	M3015
16	M3016
17	M3017
18	M3018
19	M3019



3/8" Drive Ratchets, Handles & Attachments:

Description	Pt. No.
Ratchet, Quick Release, Oval Head	E3426
Flex Handle	E3435
Extension, 3"	E3403
Extension, 6"	E3405
Sparkplug Socket, 5/8"	E3590

1/2" Drive Socket Sets:

1/2" Cougar Set A41 (16 Pieces)

Size (in)	12-Pt. Std.
7/16	E4114
1/2	E4116
9/16	E4118
5/8	E4120
11/16	E4122
3/4	E2124
13/16	E4126
7/8	E4128
15/16	E4130
1	E4132
1-1/16	E4134
1-1/8	E4136
1-1/4	E4140



1/2" Drive Ratchets, Handles & Attachments:

Description	Pt. No.
Ratchet, Quick Release, Oval Head	E4426
Extension, 6"	E4406
Extension, 10"	E4410

1/2" Cougar Set A46 (14 Pieces)

Size (mm)	12-Pt. Std.
10	M4110
12	M4112
13	M4113
14	M4114
15	M4115
17	M4117
18	M4118
19	M4119
20	M4120
21	M4121
24	M4124



1/2" Drive Ratchets, Handles & Attachments:

Description	Pt. No.
Ratchet, Quick Release, Oval Head	E4426
Extension, 6"	E4406
Extension, 10"	E4410


Urrea/Young Brothers

URREA

BLACK Adjustable Wrenches

BLACK adjustable wrenches are very versatile tools, since the size of their opening can be changed by opening or closing a movable jaw using an adjustable toothed bar system. This makes it possible to tighten or loosen almost any type of fastener.

When using an adjustable wrench, it is recommended that the force always be applied by pulling and not pushing, so that the load is always on the fixed jaw of the wrench.

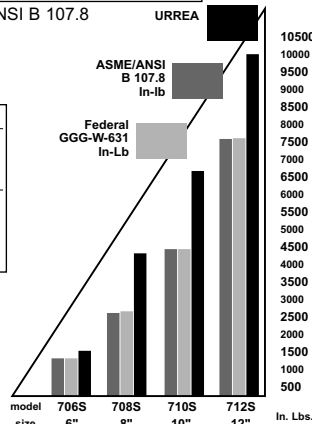


Their BLACK finish protects them against corrosion and eliminates the risk of releasing small chromium particles.

No.	(A) Max. Opening		(L) Length		Torsion Resistance	
	(in)	(mm)	(in)	(mm)	Wt. (lbs)	ANSI B107.8 (in.-lbs)
704S	1/2	12.7	4	101.6	0.11	600
706S	15/16	23.8	6	152.4	0.24	1450
708S	1	25.4	8	203.2	0.53	2700
710S	1-1/8	28.5	10	254.0	0.83	4500
712S	1-5/16	33.3	12	304.8	1.45	7650
715S	1-11/16	42.8	15	381.0	3.27	15,000
718S	2-1/16	52.3	18	457.2	5.09	20,000
724S	2-7/16	61.9	24	609.6	7.48	25,000

Applicable Standards Federal GG-W-631 ANSI B 107.8

Load Test Min. Flexing Torque			
Size (in)	Model	ASME/ANSI B 107.8 (in-lb)	Federal GGG-W-631 (in-lb)
6	706S	1452	1450
8	708S	2700	2700
10	710S	4500	4500
12	712S	7650	7650



Adjustable Wrench Sets with Case:



No. 795
3-Piece
Set of Chrome-Plated
Adjustable Wrenches

No.	A Max. Opening		L Length	
	(in)	(mm)	(in)	(mm)
708	1	25.4	8	203.2
710	1-1/8	28.5	10	254.0
712	1-5/16	33.3	12	304.8
E506	Vinyl Case			



No. 795-G
3-Piece
Set of Chrome-Plated
Adjustable Wrenches

No.	A Max. Opening		L Length	
	(in)	(mm)	(in)	(mm)
708-G	1	25.4	8	203.2
710-G	1-1/8	28.5	10	254.0
712-G	1-5/16	33.3	12	304.8
E506	Vinyl Case			

Young Brothers

Machine-made Steel Stamps

More marks, per dollar with this economical quality steel stamp. Sharp characters in Gothic style ensure deep, clear impressions. One thumb groove.

Letter Sets (27 Characters)

Item Code	Size (in)	Wt. (lbs)	Size of Steel	
			Sq. (in)	Length (in)
01271	1/16	1-1/2	1/4	2-3/8
02271	3/32	1-1/2	1/4	2-3/8
03271	1/8	1-1/2	1/4	2-3/8
05271	3/16	2	5/16	2-7/16
06271	1/4	3	3/8	2-5/8
08271	3/8	6	1/2	2-7/8
09271	1/2	10-3/4	5/8	3-3/8



Figure Sets (9 Characters)

Item Code	Size (in)	Wt. (lbs)	Size of Steel	
			Sq. (in)	Length (in)
01091	1/16	1/2	1/4	2-3/8
02091	3/32	1/2	1/4	2-3/8
03091	1/8	1/2	1/4	2-3/8
05091	3/16	3/4	5/16	2-7/16
06091	1/4	1	3/8	2-5/8
08091	3/8	2	1/2	2-7/8
09091	1/2	4-3/4	5/8	3-3/8



Round face-Full Character Steel Stamps

The cutting edge of the character is 1/32" radius, with a 40-degree bevel. Rounded character stamp makes low stress impressions suitable for use anywhere metal strength is critical. The aircraft, missile, oil supply and nuclear power industries depend on these stamps to avoid risk of fracture from too sharp an imprint. Character identification and size, three thumb grooves.



Letter Sets (27 Characters)

Item Code	Size (in)	Wt. (lbs)	Size of Steel	
			Sq. (in)	Length (in)
03275	1/8	2-1/4	5/16	2-1/2
05275	3/16	3	3/8	2-3/4
06275	1/4	4-1/2	7/16	3
07275	5/16	6	1/2	3
08275	3/8	8	9/16	3-1/8
09275	1/2	18-1/2	3/4	3-3/4

Figure Sets (9 Characters)

Item Code	Size (in)	Wt. (lbs)	Size of Steel	
			Sq. (in)	Length (in)
03095	1/8	3/4	5/16	2-1/2
05095	3/16	1	3/8	2-3/4
06095	1/4	1-1/2	7/16	3
07095	5/16	2	1/2	3
08095	3/8	2-1/2	9/16	3-1/8
09095	1/2	6-3/4	3/4	3-3/4

Round face-Dot design Steel Stamps

The cutting edge of the character is 1/32" radius, with a 40-degree bevel. For use in aircraft, missile, oil supply and nuclear power industries and other applications where low-stress impressions are critical. Round face - dot design eliminates risk of fracture from too sharp an impression. Character identification and size, three thumb grooves.



Letter Sets (27 Characters)

Item Code	Size (in)	Wt. (lbs)	Size of Steel	
			Sq. (in)	Length (in)
03276	1/8	2-1/4	5/16	2-1/2
05276	3/16	3	3/8	2-3/4
06276	1/4	4-1/2	7/16	3
08276	3/8	8	9/16	3-1/8

Figure Sets (9 Characters)

Item Code	Size (in)	Wt. (lbs)	Size of Steel	
			Sq. (in)	Length (in)
03096	1/8	3/4	5/16	2-1/2
05096	3/16	1	3/8	2-3/4
06096	1/4	1-1/2	7/16	3
08096	3/8	2-1/2	9/16	3-1/8

Hand Tools

Young Brothers

Brass Stencils

Adjustable and interlocking. Gothic style characters for horizontal composition. Stencils adjust quickly for perfect character alignment, spacing and clean, bold characters. Use for marking shipments, making signs and other identification.



Single Characters

To order Single Characters, use item code for set size plus character required. Sizes 1/2 In. through 6-In. standard.

A) Figures Only/Single Sets - 15 Pieces

1 2 3 4 5 6 7 8 9 0 0, 1 Beginner, 1 Plain Ender, 1 Period and 1 Dash

B) Letters Only/Single Sets - 33 Pieces

A B C D E F G H I J K L M N O P Q R S T U V X Y Z &, 1 Beginner, 1 Period Ender, 1 Spacer, 1 Period, 1 Comma and 1 Dash

C) Letter and Figure Sets - 45 Pieces

A B C D E F G H I J K L M N O P Q R S T U V X Y Z & 1 2 3 4 5 6 7 8 9 0, 1 Beginner, 1 Plain Ender, 1 Period Ender, 2 Spacers, 1 Period, 1 Comma and 1 Dash


D) Letter and Figure Sets - 77 Pieces

AA BB CC DD EE FF GG HH II JJ KK LL MM NN OO PP Q RR SS TT UU VV WW XY Z & 11 22 33 44 55 66 77 88 99 00, 1 Beginner, 1 Period Ender, 1 Plain Ender, 2 Spaces, 2 Periods, 1 Comma and 1 Dash.

E) Letter and Figure Sets - 92 Pieces

AAA BB CC DD EEE FF GG HH III JJ KK LL MM NNN OOO PP Q RR SSS TT UU VV WW XX YY ZZ && 111 22 33 44 55 66 77 88 99 000, 1 Beginner, 1 Period Ender, 1 Plain Ender, 3 Spacers, 2 Periods, 1 Comma and 1 Dash.

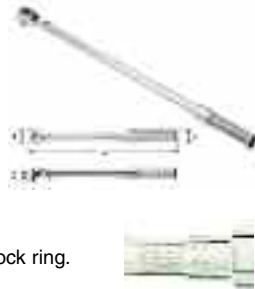
A		B		C		D		E	
Item Code	Size (in)	Item Code	Size (in)	Item Code	Size (in)	Item Code	Size (in)	Item Code	Size (in)
50158	1/2	50338	1/2	50458	1/2	50778	1/2	50928	1/2
75158	3/4	75338	3/4	75458	3/4	75778	3/4	75928	3/4
01158	1	01338	1	01458	1	01778	1	01928	1
15158	1-1/2	15338	1-1/2	15458	1-1/2	15778	1-1/2	15928	1-1/2
02158	2	02338	2	02458	2	02778	2	02928	2
25158	2-1/2	25338	2-1/2	25458	2-1/2	25778	2-1/2	25928	2-1/2
03158	3	03338	3	03458	3	03778	3	03928	3
04158	4	04338	4	04458	4	04778	4	04928	4
05158	5	05338	5	05458	5	05778	5	05928	5
06158	6	06338	6	06458	6	06778	6	06928	6



Torque Wrenches

Metal Handle Click Type Torque Wrench

Metal Handle Dual Scale. The metal handle series offers the user a rugged, industrial strength torque wrench able to withstand the rigors of professional use. Handles are lightly knurled for a tough, non-slip grip. There are 21 models of metal handle micrometer adjustable torque wrenches available.



Features:

- Dual scale, calibrated dual direction.
- Positive lock with spring loaded pull down lock ring.
- Fast, accurate and easy to set.
- Easy-to-read laser marked scales.
- Most feature quick release buttons which provide good socket retention as well as easy socket removal.
- Accuracy: $\pm 3\%$ CW $\pm 4\%$ CCW of indicated value, CW, from 20% to 100% of full scale.
- Individually serialized with matching certificate of calibration traceable to N.I.S.T.

Cat No	Drive Size	English Range	Incr	Nm Range	Incr	A (in)	B (in)	C (in)	D (in)	Wt (lbs)
in. lb.										
501MRMH	1/4	10-50	1	1.4-5.4	.06	10.15	1.06	0.93	1.06	0.85
1501MRMH	1/4	20-150	1	2.5-15.3	0.12	10.15	1.06	.93	1.06	0.90
1502MRMH	3/8	20-150	1	2.8-15.3	0.12	10.15	1.06	.93	1.06	0.90
2002MRMH	3/8	30-200	1	4.0-22.0	0.12	10.15	1.06	.93	1.06	0.85
2502MRMH	3/8	30-250	1	4.0-27.7	0.12	11.25	1.06	.93	1.06	0.95
7502MRMH	3/8	100-750	5	14.1-81.9	0.6	16.00	1.43	1.20	1.40	2.50
10002MRMH	3/8	150-1000	5	19.8-110.2	0.6	16.00	1.43	1.20	1.40	2.50
25003MRMH	1/2	300-2500	10	39.6-276.9	1.2	18.00	1.70	1.40	1.40	3.20
ft. lb.										
752MFRMH	3/8	5-75	.5	10.2-98.3	.7	16.00	1.43	1.20	1.40	2.50
1002MFRMH	3/8	10-100	.5	16.9-132.2	.7	16.00	1.43	1.20	1.40	2.55
1503MFRMH	1/2	20-150	1	34-197	1.4	19.00	1.70	1.40	1.40	3.15
2503MFRMH	1/2	30-250	1	47-332	1.4	24.40	1.70	1.40	1.40	3.15
4004MFRMH	3/4	80-400	5	85-491	3.4	34.25	2.50	2.10	1.40	10.30
6004MFRMH	3/4	100-600	5	169-779	6.8	42.00	2.50	2.00	1.15	11.85
10005MFRMH*	1	200-1000	5	305-1322	6.8	70.00	3.00	3.00	1.50	25.10
20005MFMHSS**	1	300-2000	10	N/A	N/A	108.50	3.15	4.25	1.65	48.75

*Note: Supplied with one extension handle and is packed in a metal box.

**Note: Supplied with two extension handles, fixed/non-ratcheting head and is packed in a sturdy cardboard box.

Torque Multipliers with Handles

- Provides the operator with nut-turning power that requires only a fraction of the force required when using conventional tools.
- Input and output rotation is in the same direction.
- Reaction bar rotation is opposite to input direction and must rest securely against a rigid object to withstand the generated reaction force.
- By removing 4 screws, heads may be easily disassembled for inspection, cleaning and lubrication.



Cat No.	EDP No.	Max Output Ft. Lbs.	Multi- plication Ratio*	Approx. Ft. Lbs. Rq'd for Max. Output	Input Female Sq. (in)	Output Male Sq. (in)	Head Thkns. Incl. Tang (in)	Head Dia. (in)	Overall Lgh. Incl. Reaction Bar (in)	Wt. (lbs)
TM-750LW	51453	1000	3.6 to 1	275	1/2	3/4	3-9/32	3-1/2	22-1/2	5.9
TM-1000	51454	2000	3.6 to 1	550	3/4	1	4-3/8	3-17/32	24	11.4
TM-1500	51455	4000	3.9 to 1	1150	1	1-1/2	6-1/8	5-3/16	28-7/8	23.1
TM-2000	51464	8000	4.6 to 1	1915	1	1-1/2	6-1/4	6-1/2	31	45.8
TM-2500	51456	12000	5.4 to 1	2200	1	2-1/2	7-1/4	7-1/4	30	69.2

*Multipliers are mechanical devices which have frictional losses. A 10% factor was included in the multiplication ratio. For higher accuracy of multiplication ratio, output of unit should be checked on torque tester.

Torque Multiplier with Planetary-Gear Mechanism

- Designed where high torques are necessary for fastening or breaking out stubborn fasteners.
- Allows operator safe and easy means of producing torque for job requirements.
- Precision planetary gear multiplies the operator's input from standard torque wrenches.
- Can also multiply the torque from air-driven (non-impact) wrenches.



Cat No	Max Output ft lbs	Input Cap	Gear Ratio	Torque Ratio	Input Female Sq	Output Sq Size	Overall Length	Head Height Sq to Top	Head Dia
TM-290	750	227	4:1	3:3:1	1/2	3/4	8-1/2	3-1/4	2-13/16
TM-391	1200	200	6:3:1	6:0:1	1/2	3/4	19-39/64	4	3-15/16
TM-392	2200	162	15:0:1	13:6:1	1/2	1	19-39/64	5-3/4	4-1/16
TM-393	3200	173	20:25:1	18:5:1	1/2	1	19-39/64	6-1/2	4-1/16
TM-394	5000	189	29:25:1	26:5:1	1/2	1-1/2	14-29/32	8-3/4	5-5/8
TM-395	8000	154	60:1	52:0:1	1/2	1-1/2	15-13/64	10-3/4	5-13/16

*Multipliers are mechanical devices which have frictional losses. A 10% factor was included in the multiplication ratio. For higher accuracy of multiplication ratio, output of unit should be checked on torque tester.

