

Increase Efficiency and Reduce Cost

Our GrabiQ chain sling system for coupling, shortening and lifting in grade 10 is designed to integrate multiple functions in each component.


GrabiQ – Quicker, safer and easier lifting operations

- **Intelligent design:**
Efficient and ergonomic lifts.
- **Multiple functions in each component:**
Fewer components in each sling, resulting in cost effective lifting operations.
- **Built in shortening function:**
Allows the user to instantly adjust the chain sling.
- **Grade 10:**
25 % added strength compared to grade 8.
- **Less weight**
Up to 40% lighter than traditional slings for easier handling and use.
- **High quality:**
All products are proof loaded and visually inspected.

 **GrabiQ**TM

Components with Multiple Functions

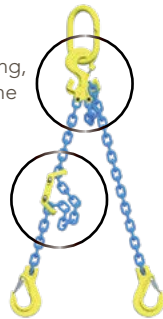
Innovative designs that combines several clever functions in one component.



2

Midgrab, MIG

- Instant mounting, positioning, shortening on any part of the chain.



C-grab Duo, CGD

- Built in shortening function.



Master Grab, MG

- "All-in-one" compact top link
- Every chain leg can instantly be altered.
- Using the built in shortening function you can alter between a straight lift to a looped sling in a matter of seconds.

Fewer Components with GrabiQ

With GrabiQ the number of components and the weight is significantly reduced:

4-leg sling with shortening function



- 1 Master link
- 2 C-grab Duo



Total:
3 GrabiQ components



- 1 Master link with 2 Sublinks
- 8 Berglok Chain Couplers
- 4 Grab Hooks

Total:
15 components

2-leg sling with shortening function



- 1 Master Grab Duo



Total:
1 GrabiQ component



- 1 Master link
- 4 Berglok Chain Couplers
- 2 Grab Hooks


Total:
7 components

Less is More with FlexiLeg

Thanks to the unique features of our GrabiQ product range we can offer solutions that increase the flexibility in lifting operations even further. Our FlexiLeg solution allows you to have an instant leg change onsite. With one single master link in combination with five Flexi-legs we offer a solution that replaces four complete traditional slings, a total of ten legs. In addition to this FlexiLeg also gives you the opportunity to modify the chain sling to different lifting operations, whenever and wherever it is needed.

The Benefits of Instant Leg-Change

- It enables the user to change slings, leg by leg.
- It makes the sling lighter and easier to work with.
- Sling legs that are not being used can easily be removed, thereby increasing safety at the work site.
- The quantity of sling material is greatly reduced, providing cost savings.
- The chain sling can be reconfigured on site, thus increasing efficiency.



GrabiQ FlexiLeg – a total of 5 legs replaces the total of 10 legs with the old traditional system.

GrabiQ™

1 Master Link



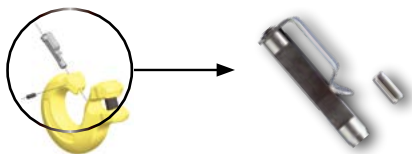
Traditional System



Related Products


QuickPin - For safe exchange of sling legs

- Fits all C-components (CL, CLD, CG, CGD)
- Has instant close/open function, no tools needed!
- Easy to retrofit!
- Made of stainless steel for long product life span.



FlexiTag - For every GrabiQ sling

- Specially designed for FlexiLeg
- Fits all other GrabiQ slings
- WLL and chain size pre-stamped for 1 - 4 legs
- Leg angle 30/45 degree shown in contour
- Made of stainless steel for use in all weather conditions.



GrabIQ Solutions for Every Need

1-leg Chain Slings



MG1-GBK
Consist of: Master link MG,
Chain KLA, Safety Hook GBK

Chain size mm	Chain size	WLL lb*	Total Components length (in)
6	-	3 300	6.73
8	5/16"	5 700	11.65
10	3/8"	8 800	14.21
13	1/2"	15 000	17.83
16	5/8"	22 600	20.75



MG1-EGKN
Type: Master link MG, Chain KLA,
Hook with latch EGKN

Chain size mm	Chain size	WLL lb*	Total Components length (in)
6	-	3 300	9.09
8	5/16"	5 700	10.28
10	3/8"	8 800	13.03
13	1/2"	15 000	16.06
16	5/8"	22 600	18.94



TG1-GBK
Master link MF, C-grab CG,
Chain KLA, Safety Hook GBK

Chain size mm	Chain size	WLL lb*	Total Components length (in)
6	-	3 300	7.87
8	5/16"	5 700	13.62
10	3/8"	8 800	16.69
13	1/2"	15 000	19.84
16	5/8"	22 600	24.45



TG1-EGKN
Consists of: Master link MF, C-grab CG,
Chain KLA, Hook with latch EGKN

Chain size mm	Chain size	WLL lb*	Total Components length (in)
6	-	3 300	11.26
8	5/16"	5 700	13.46
10	3/8"	8 800	16.34
13	1/2"	15 000	19.96
16	5/8"	22 600	24.57

2-leg Chain Slings



MGD2-EGKN
Consists of: Master link MGD,
Chain KLA, Latch Hook EGKN

Chain size mm	Chain size	β 60°	β 45°	β 30°	Total Components length (in)
6	-	5 500	4 625	3 300	9.06
8	5/16"	9 900	8 100	5 700	10.28
10	3/8"	15 200	12 400	8 800	13.03
13	1/2"	26 000	21 200	15 000	16.06
16	5/8"	39 100	32 000	22 600	18.94

MGD2-GBK
Consists of: Master link MGD,
Chain KLA, Safety Hook GBK



Chain size mm	Chain size	WLL lb*			Total Components length (in)
		β 60°	β 45°	β 30°	
6	-	5 500	4 625	3 300	9.25
8	5/16"	9 900	8 100	5 700	11.65
10	3/8"	15 200	12 400	8 800	14.21
13	1/2"	26 000	21 200	15 000	17.83
16	5/8"	39 100	32 000	22 600	20.75

TG2-GBK
Consists of: Master link MF, C-grab Duo CGD,
Chain KLA, Safety Hook GBK



Chain size mm	Chain size	WLL lb*			Total Components length (in)
		β 60°	β 45°	β 30°	
6	-	5 500	4 625	3 300	11.46
8	5/16"	9 900	8 100	5 700	14.41
10	3/8"	15 200	12 400	8 800	17.48
13	1/2"	26 000	21 200	15 000	21.02
16	5/8"	39 100	32 000	22 600	26.42

TG2-EGKN
Consists of: Master link MF, C-grab Duo CGD,
Chain KLA, Latch Hook EGKN



Chain size mm	Chain size	WLL lb*			Total Components length (in)
		β 60°	β 45°	β 30°	
6	-	5 500	4 625	3 300	11.26
8	5/16"	9 900	8 100	5 700	13.46
10	3/8"	15 200	12 400	8 800	16.34
13	1/2"	26 000	21 200	15 000	19.96
16	5/8"	39 100	32 000	22 600	24.61



MGD2-CL
Consists of: Master link MGD,
Chain KLA, C-lok CL

Chain size mm	Chain size	WLL lb*			Total Components length (in)
		β 60°	β 45°	β 30°	
6	-	5 500	4 625	3 300	7.36
8	5/16"	9 900	8 100	5 700	9.06
10	3/8"	15 200	12 400	8 800	11.22
13	1/2"	26 000	21 200	15 000	14.13
16	5/8"	39 100	32 000	22 600	16.89

See 3- and 4-leg GrabIQ solutions on next page

3-leg Chain Sling

TG3-GBK
 Consists of: Master link MF,
 C-grab CG, C-grab Duo CGD,
 Chain KLA, Safety Hook GBK



Chain size mm	Chain size	WLL lb*			Total component length (in)
		β 60°	β 45°	β 30°	
6	-	8 400	6 800	4 850	12.24
8	5/16"	14 800	12 100	8 500	15.43
10	3/8"	22 900	18 700	13 200	18.66
13	1/2"	39 000	31 800	22 500	23.78
16	5/8"	58 700	47 900	33 900	26.77

TG3-EGKN
 Consists of: Master link MF, C-grab CG,
 C-grab Duo CGD, Chain KLA,
 Latch Hook EGKN



Chain size mm	Chain size	WLL lb*			Total Component length (in)
		β 60°	β 45°	β 30°	
6	-	8 400	6 800	4 850	12.05
8	5/16"	14 800	12 100	8 500	14.06
10	3/8"	22 900	18 700	13 200	17.48
13	1/2"	39 000	31 800	22 500	22.01
16	5/8"	58 700	47 900	33 900	24.96

4-leg Chain Sling

TG4-GBK
 Consists of: Master link MF, C-grab
 Duo CGD, Chain KLA, Safety Hook GBK



Chain size mm	Chain size	WLL lb*			Total Component length (in)
		β 60°	β 45°	β 30°	
6	-	8 400	6 800	4 850	12.24
8	5/16"	14 800	12 100	8 500	15.43
10	3/8"	22 900	18 700	13 200	18.66
13	1/2"	39 000	31 800	22 500	23.78
16	5/8"	58 700	47 900	33 900	26.77

TG4-EGKN
 Consists of: Master link MF, C-grab
 Duo CGD, Chain KLA, Latch Hook EGKN

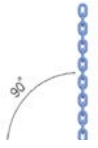
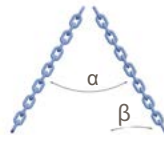
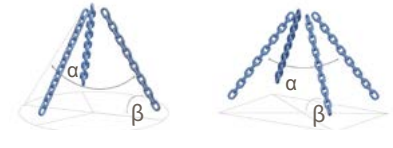


Chain size mm	Chain size	WLL lb*			Total Component length (in)
		β 60°	β 45°	β 30°	
6	-	8 400	6 800	4 850	12.05
8	5/16"	14 800	12 100	8 500	14.06
10	3/8"	22 900	18 700	13 200	17.48
13	1/2"	39 000	31 800	22 500	22.01
16	5/8"	58 700	47 900	33 900	24.96

Load Table for Grade 10 Chain Slings

Working Load Limits in pounds for chain slings grade 10, according to NACM

Based on A 906/A 906M-2

		1-leg	2-leg			3- and 4-leg		
								
Chain size mm	Chain size inch		β 60°	β 45°	β 30°	β 60°	β 45°	β 30°
		α 60°	α 90°	α 120°	α 60°	α 90°	α 120°	
6	-	3 300	5 500	4 625	3 300	8 400	6 800	4 850
7	9/32"	4 300	7 400	6 100	4 300	11 200	9 100	6 400
8	5/16"	5 700	9 900	8 100	5 700	14 800	12 100	8 500
10	3/8"	8 800	15 200	12 400	8 800	22 900	18 700	13 200
13	1/2"	15 000	26 000	21 200	15 000	39 000	31 800	22 500
16	5/8"	22 600	39 100	32 000	22 600	58 700	47 900	33 900
20	3/4"	35 300	61 100	49 900	35 300	91 700	74 900	52 950
22	7/8"	42 700	74 000	60 400	42 700	110 900	90 600	64 000
26	1"	59 700	103 100	84 100	59 500	155 600	126 600	89 250
32	1-1/4"	88 160	152 700	124 600	88 160	229 000	186 950	132 200

Safety factor 4:1. Working load limits are based upon equally loaded and disposed sling legs.